



Car keys guide  
Guida chiavi auto  
Marktführer für Autoschlüssel  
Guide clés pour voitures  
Guía llaves para coches  
Guia chaves para carros






**VEHICLES GUIDE LEGEND - LEGENDA GUIDA VEICOLI - AUTOSCHLÜSSEL ERLÄUTERUNG - LÉGENDE GUIDE VÉHICULES - LEYENDA GUÍA PARA VEHÍCULOS - LEGENDA GUIA PARA VEÍCULOS**

	<p><b>Make and model</b>          Marca e modello          Marke und Modell          Marque et modèle          Marca y modelo          Marca e modelo</p>
<p><b>FROM</b></p>	<p><b>In production from...</b>          Fabbricata dal...          Hergestellt seit...          Fabriquée à partir du...          Fabricada desde...          Fabricada desde...</p>
<p><b>TO</b></p>	<p><b>In production until...</b>          Fabbricata fino al...          Hergestellt bis...          Fabriquée jusqu'au...          Fabricada hasta...          Fabricada até...</p>
<p> <b>REF.</b></p>	<p><b>Silca key reference</b>          Referenza chiave Silca          Silca-Schlüssel-Referenz          Référence clé Silca          Referencia llave Silca          Referência chave Silca</p>
<p> <b>TE</b></p> <p><b>"TE" SILCA REF.</b></p>	<p><b>Silca TE key reference</b>          Referenza chiave Silca TE          Silca TE Schlüssel-Referenz          Référence clé Silca TE          Referencia llave Silca          Referência chave Silca TE</p>
<p> <b>FLIP</b></p> <p><b>"FLIP KEYS" SILCA REF.</b></p>	<p><b>Silca Flip Key reference</b>          Referenza Chiave Flip Silca          Silca Klappschlüssel-Referenz          Référence Clé Flip Silca          Referencia Llave Plegable Silca          Referência Chave Flip Silca</p>
	<p><b>Type of transponder on the original key (1)</b>          Tipo di transponder presente nella chiave originale (1)          Transpondertyp im Originalschlüssel (1)          Type de transpondeur présent dans la clé originale (1)          Tipo de transponder presente en la llave original (1)          Tipo de transponder presente na chave original (1)</p>

<p><b>COPY</b></p> <p><b>GTI</b></p>	<p><b>Indicates the possibility to copy the original key on GTI transponder using RW4 + P-BOX, FAST COPY + P-BOX, RW4 PLUS and FAST COPY PLUS devices.</b></p> <p>Indica la possibilità di copiare la chiave originale su transponder GTI utilizzando i dispositivi RW4 + P-BOX, FAST COPY + P-BOX, RW4 PLUS e FAST COPY PLUS.</p> <p>Zeigt die Möglichkeit an, dass Sie die Originalschlüssel auf dem Transponder GTI mit folgenden Geräten RW4 + P-BOX, FAST COPY + P-BOX, RW4 PLUS und FAST COPY PLUS kopieren können.</p> <p>Indique qu'il est possible de copier la clé originale sur le transpondeur GTI avec les dispositifs RW4 + P-BOX, FAST COPY + P-BOX, RW4 PLUS et FAST COPY PLUS.</p> <p>Indica la posibilidad de copiar la llave original en el transponder GTI con los dispositivos RW4 + P-BOX, FAST COPY + P-BOX, RW4 PLUS y FAST COPY PLUS.</p> <p>Indica a capacidade de copiar a chave original no transponder GTI Silca usando os dispositivos RW4 + P-BOX, FAST COPY + P-BOX, RW4 PLUS e FAST COPY PLUS.</p>
<p><b>GEN.</b></p> <p><b>GTI</b></p>	<p><b>Indicates the possibility to generate a crypto transponder code on GTI transponder using TRP SETTING program with RW4 + P-BOX, FAST COPY + P-BOX, RW4 PLUS and FAST COPY PLUS devices.</b></p> <p>Indica la possibilità di generare il codice per transponder crypto su transponder GTI utilizzando il programma TRP SETTING con i dispositivi RW4 + P-BOX, FAST COPY + P-BOX, RW4 PLUS e FAST COPY PLUS.</p> <p>Zeigt die Möglichkeit an, den Code für Transponder Crypto auf dem Transponder GTI unter Verwendung des Programm TRP SETTING mit den Geräten RW4 + P-BOX, FAST COPY + P-BOX, RW4 PLUS und FAST COPY PLUS zu generieren.</p> <p>Indique qu'il est possible de générer le code pour transpondeur crypto sur transpondeur GTI en utilisant le programme TRP SETTING sur les dispositifs RW4 + P-BOX, FAST COPY + P-BOX, RW4 PLUS et FAST COPY PLUS.</p> <p>Indica la posibilidad de generar el código para transponder crypto en el transponder GTI utilizando el programa TRP SETTING con los dispositivos RW4 + P-BOX, FAST COPY + P-BOX, RW4 PLUS y FAST COPY PLUS.</p> <p>Indica a capacidade de gerar o código para transponders crypto no transponders GTI utilizando o programa TRP SETTING usando os dispositivos RW4 + P-BOX, FAST COPY + P-BOX, RW4 PLUS e FAST COPY PLUS.</p>
<p><b>ID</b></p> <p><b>FAST COPY RW4</b></p> <p><b>FAST COPY PLUS RW4 PLUS</b></p>	<p><b>Identification of transponder type by FAST COPY / FAST COPY PLUS / RW4 / RW4 PLUS (2) (4)</b></p> <p>Identificazione tipo di transponder tramite FAST COPY / FAST COPY PLUS / RW4 / RW4 PLUS (2) (4)</p> <p>Identifizierung des Transpondertyps mit Hilfe der FAST COPY / FAST COPY PLUS / RW4 / RW4 PLUS (2) (4)</p> <p>Identification du type de transpondeur par FAST COPY / FAST COPY PLUS / RW4 / RW4 PLUS (2) (4)</p> <p>Identificación tipo de transponder por medio de FAST COPY / FAST COPY PLUS / RW4 / RW4 PLUS (2) (4)</p> <p>Identificação do tipo de transponder por meio de FAST COPY / FAST COPY PLUS / RW4 / RW4 PLUS (2) (4)</p>

# THE CAR BOOK 4

## VEHICLES GUIDE LEGEND - LEGENDA GUIDA VEICOLI - AUTOSCHLÜSSEL ERLÄUTERUNG - LÉGENDE GUIDE VÉHICULES - LEYENDA GUÍA PARA VEHÍCULOS - LEGENDA GUIA PARA VEÍCULOS

<p style="text-align: center;"><b>COPY</b></p>  <p style="text-align: center;"><b>FAST COPY PLUS RW4 PLUS</b></p>	<p><b>Copy of key by FAST COPY PLUS / RW4 PLUS</b> The symbols show:</p> <ul style="list-style-type: none"> <li>- <b>Y:</b> Can be copied with FAST COPY PLUS / RW4 PLUS;</li> <li>- <b>RD:</b> You must first identify the key to know if it can be copied or not;</li> <li>- <b>ID:</b> The FAST COPY PLUS / RW4 PLUS is able to duplicate the ID (part of the electronic code) of Philips* Crypto transponders.</li> </ul> <p>Copia della chiave tramite FAST COPY PLUS / RW4 PLUS I simboli identificano:</p> <ul style="list-style-type: none"> <li>- <b>Y:</b> Copiabile con FAST COPY PLUS / RW4 PLUS;</li> <li>- <b>RD:</b> Indica che è necessario leggere la chiave per sapere se questa è duplicabile o no;</li> <li>- <b>ID:</b> FAST COPY PLUS / RW4 PLUS è in grado di duplicare l'identificatore (parte del codice elettronico) del transponder Crypto Philips*.</li> </ul> <p>Kopie des Schlüssels mit FAST COPY PLUS / RW4 PLUS Die Symbole zeigen an:</p> <ul style="list-style-type: none"> <li>- <b>Y:</b> Kopierbar mit FAST COPY PLUS / RW4 PLUS;</li> <li>- <b>RD:</b> Zeigt an, dass der Schlüssel gelesen werden muss, um festzustellen, ob er kopierbar ist oder nicht;</li> <li>- <b>ID:</b> FAST COPY PLUS / RW4 PLUS kopiert den Identifikator (Teil des elektronischen Codes) des Transponders Crypto Philips*.</li> </ul> <p>Copie de la clé par FAST COPY PLUS / RW4 PLUS Les symboles indiquent:</p> <ul style="list-style-type: none"> <li>- <b>Y:</b> Copiable avec FAST COPY PLUS / RW4 PLUS;</li> <li>- <b>RD:</b> Indique qu'il faut lire la clé pour savoir si elle est reproductible ou pas;</li> <li>- <b>ID:</b> FAST COPY PLUS / RW4 PLUS est en mesure de reproduire l'identificateur (partie du code électronique) du transpondeur Crypto Philips*.</li> </ul> <p>Copia de la llave por medio de FAST COPY PLUS / RW4 PLUS Los símbolos identifican:</p> <ul style="list-style-type: none"> <li>- <b>Y:</b> Copiable con FAST COPY PLUS / RW4 PLUS;</li> <li>- <b>RD:</b> Indica que es necesario leer la llave para saber si ésta es duplicable o no;</li> <li>- <b>ID:</b> FAST COPY PLUS / RW4 PLUS es capaz de duplicar el identificador (parte del código electrónico) del transponder Crypto Philips*.</li> </ul> <p>Cópia da chave por meio de FAST COPY PLUS / RW4 PLUS Os símbolos identificam:</p> <ul style="list-style-type: none"> <li>- <b>Y:</b> Pode ser copiada com FAST COPY PLUS / RW4 PLUS;</li> <li>- <b>RD:</b> Indica que é necessário ler a chave para saber se ela pode ou não ser duplicada.</li> <li>- <b>ID:</b> FAST COPY PLUS / RW4 PLUS pode duplicar o identificador (parte do código eletrônico) do transponder Crypto Philips*.</li> </ul>
<p style="text-align: center;"><b>ID</b></p>  <p style="text-align: center;"><b>FAST COPY RW4</b></p>	<p><b>Identification of transponder type by FAST COPY / RW4 (2) (4)</b></p> <p>Identificazione tipo di transponder tramite FAST COPY / RW4 (2) (4)</p> <p>Identifizierung des Transpondertyps mit Hilfe der FAST COPY / RW4 (2) (4)</p> <p>Identification du type de transpondeur par FAST COPY / RW4 (2) (4)</p> <p>Identificación tipo de transponder por medio de FAST COPY / RW4 (2) (4)</p> <p>Identificação do tipo de transponder por meio de FAST COPY / RW4 (2) (4)</p>
<p style="text-align: center;"><b>COPY</b></p>  <p style="text-align: center;"><b>FAST COPY RW4</b></p>	<p><b>Copy of key by FAST COPY / RW4</b> The symbols show:</p> <ul style="list-style-type: none"> <li>- <b>Y:</b> Can be copied with FAST COPY / RW4;</li> <li>- <b>P-BOX:</b> Can be copied with FAST COPY + P-BOX / RW4 + P-BOX;</li> <li>- <b>RD:</b> You must first identify the key to know if it can be copied or not;</li> <li>- <b>ID:</b> The FAST COPY / RW4 is able to duplicate the ID (part of the electronic code) of Philips* Crypto transponders.</li> </ul> <p>Copia della chiave tramite FAST COPY / RW4 I simboli identificano:</p> <ul style="list-style-type: none"> <li>- <b>Y:</b> Copiabile con FAST COPY / RW4;</li> <li>- <b>P-BOX:</b> Copiabile con FAST COPY + P-BOX / RW4 + P-BOX;</li> <li>- <b>RD:</b> Indica che è necessario leggere la chiave per sapere se questa è duplicabile o no;</li> <li>- <b>ID:</b> FAST COPY / RW4 è in grado di duplicare l'identificatore (parte del codice elettronico) del transponder Crypto Philips*.</li> </ul> <p>Kopie des Schlüssels mit FAST COPY / RW4 Die Symbole zeigen an:</p> <ul style="list-style-type: none"> <li>- <b>Y:</b> Kopierbar mit FAST COPY / RW4;</li> <li>- <b>P-BOX:</b> Kopierbar mit FAST COPY + P-BOX / RW4 + P-BOX;</li> <li>- <b>RD:</b> Zeigt an, dass der Schlüssel gelesen werden muss, um festzustellen, ob er kopierbar ist oder nicht;</li> <li>- <b>ID:</b> FAST COPY / RW4 kopiert den Identifikator (Teil des elektronischen Codes) des Transponders Crypto Philips*.</li> </ul> <p>Copie de la clé par FAST COPY / RW4 Les symboles indiquent:</p> <ul style="list-style-type: none"> <li>- <b>Y:</b> Copiable avec FAST COPY / RW4;</li> <li>- <b>P-BOX:</b> Copiable avec FAST COPY + P-BOX / RW4 + P-BOX;</li> <li>- <b>RD:</b> Indique qu'il faut lire la clé pour savoir si elle est reproductible ou pas;</li> <li>- <b>ID:</b> FAST COPY / RW4 est en mesure de reproduire l'identificateur (partie du code électronique) du transpondeur Crypto Philips*.</li> </ul> <p>Copia de la llave por medio de FAST COPY / RW4 Los símbolos identifican:</p> <ul style="list-style-type: none"> <li>- <b>Y:</b> Copiable con FAST COPY / RW4;</li> <li>- <b>P-BOX:</b> Copiable con FAST COPY + P-BOX / RW4 + P-BOX;</li> <li>- <b>RD:</b> Indica que es necesario leer la llave para saber si ésta es duplicable o no;</li> <li>- <b>ID:</b> FAST COPY / RW4 es capaz de duplicar el identificador (parte del código electrónico) del transponder Crypto Philips*.</li> </ul> <p>Cópia da chave por meio de FAST COPY / RW4 Os símbolos identificam:</p> <ul style="list-style-type: none"> <li>- <b>Y:</b> Pode ser copiada com FAST COPY / RW4;</li> <li>- <b>P-BOX:</b> Pode ser copiada com FAST COPY + P-BOX / RW4 + P-BOX;</li> <li>- <b>RD:</b> Indica que é necessário ler a chave para saber se ela pode ou não ser duplicada.</li> <li>- <b>ID:</b> FAST COPY / RW4 pode duplicar o identificador (parte do código eletrônico) do transponder Crypto Philips*.</li> </ul>

## VEHICLES GUIDE LEGEND - LEGENDA GUIDA VEICOLI - AUTOSCHLÜSSEL ERLÄUTERUNG - LÉGENDE GUIDE VÉHICULES - LEYENDA GUÍA PARA VEHÍCULOS - LEGENDA GUIA PARA VEÍCULOS

<p><b>STP</b></p>	<p><b>Indicates the possibility to generate codes for new transponder keys using STP + RW2 or STP + RW3 or STP + RW4 or STP + FAST COPY or STP + RW4 PLUS or STP + FAST COPY PLUS (5)</b></p> <p>Indica la possibilità di generare il codice per nuove chiavi transponder utilizzando STP + RW2 oppure STP+ RW3 oppure STP + RW4 oppure STP + FAST COPY oppure STP + RW4 PLUS oppure STP + FAST COPY PLUS (5)</p> <p>Zeigt an, dass der Code für neue Transponderschlüssel mit dem STP + RW2 oder STP + RW3 oder STP + RW4 oder STP + FAST COPY oder STP + RW4 PLUS oder STP + FAST COPY PLUS generiert werden kann (5)</p> <p>Indique la possibilité de générer le code pour de nouvelles clés transpondeur en utilisant STP + RW2 ou STP + RW3 ou STP + RW4 ou STP + FAST COPY ou STP + RW4 PLUS ou STP + FAST COPY PLUS (5)</p> <p>Indica la posibilidad de generar el código para nuevas llaves transponder utilizando STP + RW2 o STP + RW3 o STP + RW4 o STP + FAST COPY o STP + RW4 PLUS o STP + FAST COPY PLUS (5)</p> <p>Indica a possibilidade de gerar o código para novas chaves transponder utilizando STP + RW2 ou STP + RW3 ou STP + RW4 ou STP + FAST COPY ou STP + RW4 PLUS ou STP + FAST COPY PLUS (5)</p>	<p><b>Boot / Hatchback</b>          Bagagliaio / Portiera posteriore          Koferraum / Hecktür          Coffre / Portière postérieure          Maletero / Puerta trasera          Bagageira / Porta traseira</p> <p><b>Cycle seat</b>          Sella          Sattel          Selle          Silla          Selim</p>	<p><b>Petrol cap</b>          Tappo benzina          Benzintankverschluss          Bouchon réservoir          Tapa de gasolina          Tampão de gasolina</p>
	<p><b>Key memorization procedure on the vehicle without using devices (instructions in the STP program).</b></p> <p>Tipo di procedura di memorizzazione della chiave sull'autovettura senza l'utilizzo di dispositivi (istruzioni all'interno del programma STP).</p> <p>Speicherung des Schlüssels im Auto ohne Verwendung der Geräten (Anleitungen im Programm STP).</p> <p>Procédure de mise en mémoire de la clé sur le véhicule sans utiliser de dispositifs (voir instructions dans le programme STP).</p> <p>Procedimiento de memorización de la llave en el vehículo sin el uso de dispositivos (instrucciones en el interior del programa STP).</p> <p>Tipo de procedimento de memorização da chave no veículo sem utilizar nenhum dispositivo (instruções no programa STP).</p>	<p><b>Vehicle drawer</b>          Cassetto          Schublade          Tiroir          Gaveta          Porta-luvas</p>	<p><b>All the following information reported in columns 6, 42+71, 72, 43/44a, 12, 15 regard car/motorcycle/truck ignition.</b></p> <p>Tutti i simboli e le informazioni contenute nelle colonne 6, 42+71, 72, 43/44a, 12, 15 sono relative all'accensione dell'auto/motocicletta/camion.</p> <p>Alle Symbole und Informationen in den Spalten 6, 42+71, 72, 43/44a, 12, 15 beziehen sich auf die Zündung des Autos/Motorrads/LKW.</p> <p>Tous les symboles et les informations reportées dans les colonnes 6, 42+71, 72, 43/44a, 12, 15 sont relatifs à l'allumage de la voiture/motocyclette/camion.</p> <p>Todos los símbolos y las informaciones en las columnas 6, 42+71, 72, 43/44a, 12, 15 son relativas al encendido del coche/motocicleta/camion.</p> <p>Todos os símbolos e as informações contidas nas colunas 6, 42+71, 72, 43/44a, 12, 15 dizem respeito à ignição de carro/motocicleta/camião.</p>
<p><b>Door lock</b>          Portiera          Türe          Portière          Puerta          Porta</p> <p><b>Antitheft device for motorcycles</b>          Antifurto per ciclomotori e motociclette          Diebstahlschutz für Motorfahrrad und Motorräder          Anti-vol pour cyclomoteurs et motocyclettes          Antihurto para ciclomotores y motocicletas          Anti-roubo para scooters e motocicletas</p>			

# THE CAR BOOK 4

## VEHICLES GUIDE LEGEND - LEGENDA GUIDA VEICOLI - AUTOSCHLÜSSEL ERLÄUTERUNG - LÉGENDE GUIDE VÉHICULES - LEYENDA GUÍA PARA VEHÍCULOS - LEGENDA GUIA PARA VEÍCULOS

<b>(1)</b>	<p>“PH” Transponder Philips*</p> <p>“PH / CR” Transponder Philips* Crypto</p> <p>“PH / CR2” Transponder Philips* Crypto 2</p> <p>“PH / CR3” Transponder Philips* Crypto 3</p> <p>“MEG” Transponder Megamos*</p> <p>“MEG / CR” Transponder Megamos* Crypto</p> <p>“SOK / CR” Sokymat* Crypto</p> <p>“TEXAS” Transponder Texas*</p> <p>“TEX / CR” Transponder Texas* Crypto</p> <p>“TEX / CR2” Transponder Texas* Crypto 2</p> <p>“TEX / MA” Transponder Texas* Crypto mutual authentication</p> <p>“Temic” Transponder Temic*</p> <p>“MOTOROLA” Transponder Motorola*</p> <p>“TEM / CR” Transponder Temic*Crypto</p> <p>“SAAB” Transponder Saab*</p>
<b>(2)</b>	<p><b>ID TRANSPONDER - FAST COPY PLUS / RW4 PLUS / FAST COPY / RW4</b></p> <p>11 Temic* (Fiat - fixed code) (Fiat - codice fisso) (Fiat - Fixer Code) (Fiat - code fixe) (Fiat - código fijo) (Fiat - código fixo)</p> <p>12 Temic* (Mazda - fixed code) (Mazda - codice fisso) (Mazda - Fixer Code) (Mazda - code fixe) (Mazda - código fijo) (Mazda - código fixo)</p> <p>13 Megamos* (fixed code) (codice fisso) (Fixer Code) (code fixe) (código fijo) (código fixo)</p> <p>17 Silca (fixed code - empty) (codice fisso - vuoto) (silca Fixer Code - leer) (fixe code - vide) (código fijo - vacío) (código fixo - vazio)</p> <p>21 Silca (fixed code - empty) (codice fisso - vuoto) (silca Fixer Code - leer) (fixe code - vide) (código fijo - vacío) (código fixo - vazio)</p> <p>22 Silca (fixed code - empty) (codice fisso - vuoto) (silca Fixer Code - leer) (fixe code - vide) (código fijo - vacío) (código fixo - vazio)</p> <p>23 Silca (fixed code - empty) (codice fisso - vuoto) (silca Fixer Code - leer) (fixe code - vide) (código fijo - vacío) (código fixo - vazio)</p> <p>33 Philips* (read/write - fixed code) (read/write - codice fisso) (read/write - Fixer Code) (read/write - code fixe) (read/write - código fijo) (read/write - código fixo)</p> <p>40 Philips* Crypto (Opel*-Vauxhall*)</p> <p>41 Philips* Crypto (Nissan*)</p> <p>42 Philips* Crypto (VAG*)</p> <p>44 Philips* Crypto</p> <p>45 Philips* Crypto (Peugeot*)</p> <p>46 Philips* Crypto 2</p> <p>47 Philips* Crypto 3</p>

<b>(2)</b>	<p><b>ID TRANSPONDER - FAST COPY PLUS / RW4 PLUS / FAST COPY / RW4</b></p> <p>48 Megamos* Crypto</p> <p>48-A Megamos* Crypto (Chevrolet - Daewoo)</p> <p>48-K Megamos* Crypto (Kia)</p> <p>49 Philips* Crypto 3</p> <p>50 Philips* Crypto 3</p> <p>53 Philips* (emulation of Megamos* for Audi*) (emulazione di Megamos* per Audi*) (simuliert Megamos* für Audi*) (émulation de Megamos* pour Audi*) (emulación de Megamos* para Audi*) (emulação de Megamos* para Audi*)</p> <p>73 Philips* (multi block - fixed code) (multi blocco - codice fisso) (multi block - Fixer Code) (multi bloc - code fixe) (multi bloque - código fijo) (multi bloco - código fixo)</p> <p>93 Philips* (emulation of Megamos* for Daewoo*) (emulazione di Megamos* per Daewoo*) (simuliert Megamos* für Daewoo*) (émulation de Megamos* pour Daewoo*) (emulación de Megamos* para Daewoo*) (emulação de Megamos* para Daewoo*)</p> <p>4C Texas* (fixed code) (codice fisso) (Fixer Code) (code fixe) (código fijo) (código fixo)</p> <p>4D Texas* Crypto</p> <p>4F Philips* Crypto (Fiat* - Alfa Romeo*)</p> <p>4M Philips* Crypto (Mitsubishi*)</p> <p>4W Philips* Crypto (VAG*)</p> <p>6A Texas* Crypto 3</p> <p>6E Texas* Crypto (with mutual authentication) (con mutua autenticazione) (mit gegenseitiger Authentisierung) (par authentication réciproque) (con autenticación mutua) (com autenticação mútua)</p> <p>6F Texas* Crypto 2</p> <p>8C Temic* Crypto</p> <p>8D Saab* (not duplicable) (non duplicabile) (nicht kopierbar) (non reproductible) (no duplicable) (não pode ser duplicado)</p> <p>8E Sokymat* Crypto</p> <p>A1 Megamos* Crypto Volkswagen*</p> <p>A2 Megamos* Crypto Audi*</p> <p>A3 Megamos* Crypto Seat*</p> <p>A4 Megamos* Crypto Skoda*</p>
------------	---

**(4) ID TRANSPONDER TEXAS CRYPTO (4D)**

- 60 Texas\* Crypto (generic) (generico) (nicht spezifiziert) (générique) (genérico) (genérico)
- 61 Texas\* Crypto Mitsubishi 3
- 62 Texas\* Crypto Mitsubishi 2
- 63 Texas\* Crypto Ford 2
- 64 Texas\* Crypto (Renault < 2000, Chrysler, Jeep)
- 65 Texas\* Crypto (Suzuki)
- 66 Texas\* Crypto (Suzuki 2)
- 67 Texas\* Crypto (Toyota / Lexus)
- 68 Texas\* Crypto (Toyota / Lexus 2)
- 69 Texas\* Crypto (Yamaha)
- 70 Texas\* Crypto (Toyota EU)
- 71 Texas\* Crypto (Suzuki Cycles)
- 72 Texas\* Crypto (Kawasaki Cycles)
- XX Texas\* Crypto (new or generic) (nuovo o generico) (neu oder nicht spezifiziert) (nouveau ou générique) (nuevo o genérico) (novo ou genérico)

- (5) "MEG"** Megamos\* (type of generation) (tipo di generazione) (Erzeugung Typ) (type de génération) (tipo de generación) (tipo de geração)
- "B - F"** Bosch\* - Fiat\* (type of generation) (tipo di generazione) (Erzeugung Typ) (type de génération) (tipo de generación) (tipo de geração)
- "S - O"** Siemens\* - Opel\* (type of generation) (tipo di generazione) (Erzeugung Typ) (type de génération) (tipo de generación) (tipo de geração)
- "M - V"** Megamos\* - VDO\* (type of generation) (tipo di generazione) (Erzeugung Typ) (type de génération) (tipo de generación) (tipo de geração)
- "T - F"** Temic\* - Fiat\* (type of generation) (tipo di generazione) (Erzeugung Typ) (type de génération) (tipo de generación) (tipo de geração)
- "S - V"** Siemens\* - Volkswagen\* (type of generation) (tipo di generazione) (Erzeugung Typ) (type de génération) (tipo de generación) (tipo de geração)
- "G - V"** PSA\* - Valeo\* (type of generation) (tipo di generazione) (Erzeugung Typ) (type de génération) (tipo de generación) (tipo de geração)
- "G - C"** PSA\* - CPH\* (type of generation) (tipo di generazione) (Erzeugung Typ) (type de génération) (tipo de generación) (tipo de geração)
- "N - N"** Nissan\* (type of generation) (tipo di generazione) (Erzeugung Typ) (type de génération) (tipo de generación) (tipo de geração)

The keys must then be memorized in the vehicle central immobilizer system.  
 Le chiavi devono poi essere memorizzate nella centralina immobilizer dell'auto.  
 Die Schlüssel müssen anschliessend in die Steuerzentrale der Wegfahrsperrung des Autos eingespeichert werden.  
 Les clés doivent être mises en mémoire dans le central immobiliseur du véhicule.  
 Las llaves deben memorizarse en la centralita immobilizer del vehículo.  
 A seguir as chaves devem ser memorizadas na central do sistema de imobilização do veículo.

**(\*) IMPORTANT NOTE**

The trade-marks or trade names mentioned in our catalogue are the exclusive property of authorized manufactures of lock and users, they are nominated only for the purposes of information so that any lock for which our keys are made can be rapidly identified.

I marchi o le denominazioni citate sono di proprietà esclusiva dei fabbricanti di serrature e degli utilizzatori autorizzati, e sono indicati a titolo di semplice informazione, con lo scopo di riconoscere velocemente a quali serrature le nostre chiavi sono destinate.

Die angeführten Markennamen oder Handelsmarken sind ausschließliches Eigentum der Schloßherteller und zugelassenen Fachhändlern, und sind nur zur Information angeführt, mit dem Zweck, schnell erkennen zu können, zu welchem Schloß unsere Schlüssel passen.

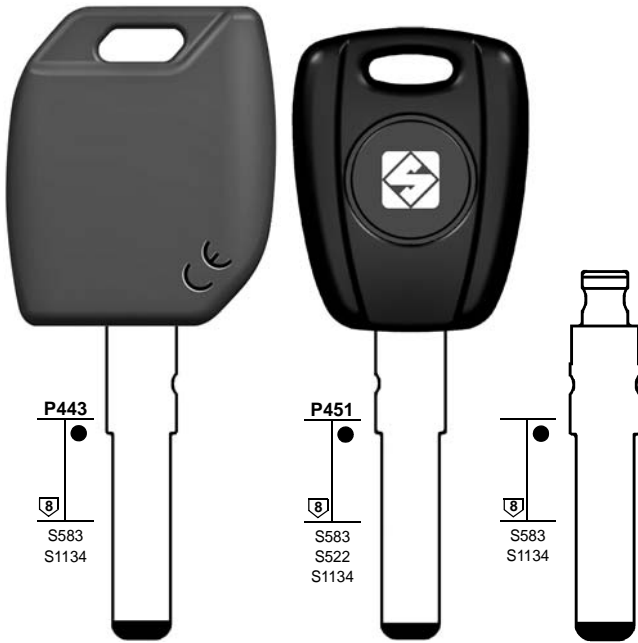
Les marques et appellations commerciales citées dans notre catalogue appartiennent exclusivement aux fabricants de serrures et aux utilisateurs autorisés, elles sont indiquées à titre d'information pure et simple pour vous permettre de déterminer rapidement les serrures auxquelles nos clés sont destinées.

Las marcas y denominaciones comerciales citadas en nuestro catálogo se declaran de propiedad exclusiva de los fabricantes de cerraduras y los utilizadores autorizados, se citan por simple información, al objeto de hacer comprender sin dificultad a qué cerraduras van destinadas nuestras llaves.

As marcas e as denominações citadas são propriedade exclusiva dos fabricantes de fechaduras e dos utilizadores autorizados, e são indicadas apenas a título de informação, a fim de reconhecer rapidamente as fechaduras a que se destinam as nossas chaves.

FOR:  
PER:

## ABARTH



**SIP22MH**  
DE ..... 1-11210



**SIP22TE**  
DE ..... 1-11210

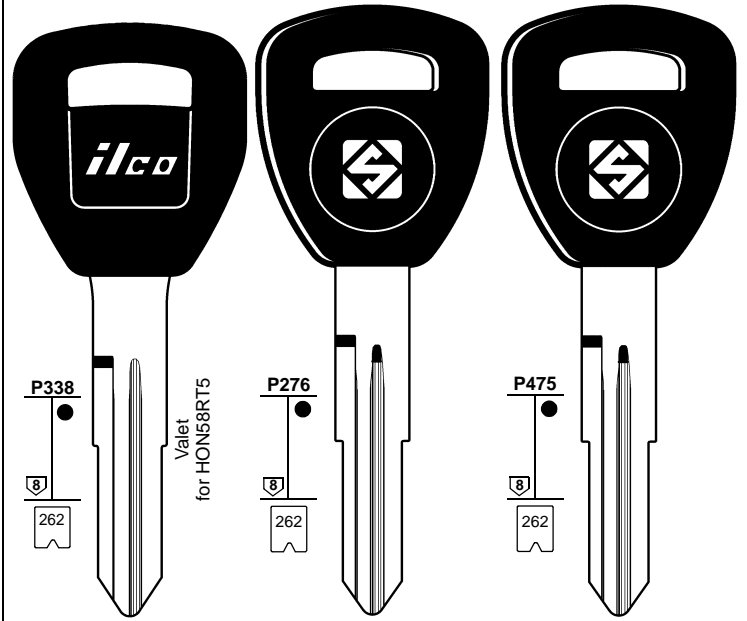


**SIP22FH**  
DE ..... 1-11210

GIOBERT - TRW SIPEA

GIOBERT - TRW SIPEA

## ACURA



**HD107-PT5**  
..... 5001-8442



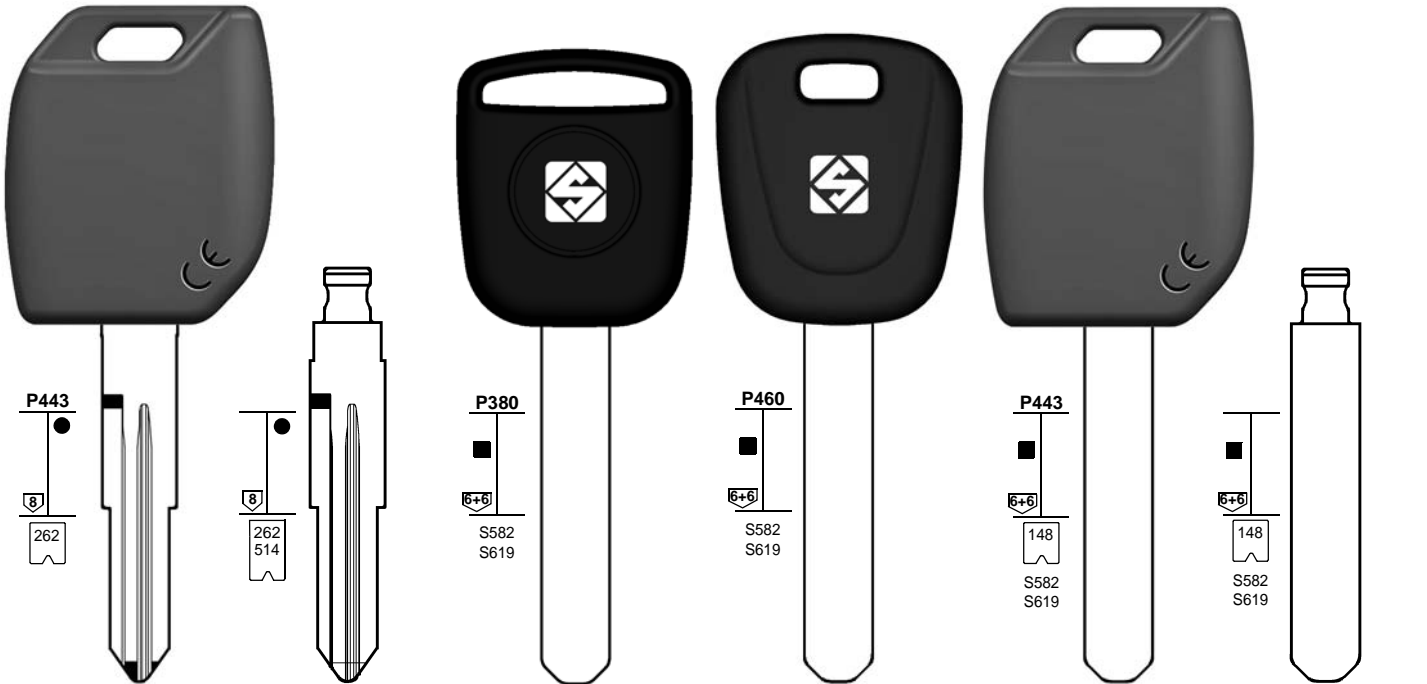
**HON58RT5**  
..... 5001-8442



**HON58RTE**  
..... 5001-8442

FOR:  
PER:

## ACURA



**HON58RMH**  
..... 5001-8442



**HON58RFH**  
..... 5001-8442  
..... 10001-15000



**HON66T5**  
..... (SUB) K001-N718  
..... (MAIN) K001-N718



**HON66TE**  
..... (SUB) K001-N718  
..... (MAIN) K001-N718



**HON66MH**  
..... (SUB) K001-N718  
..... (MAIN) K001-N718  
..... 5001-8442



**HON66FH**  
..... (SUB) K001-N718  
..... (MAIN) K001-N718



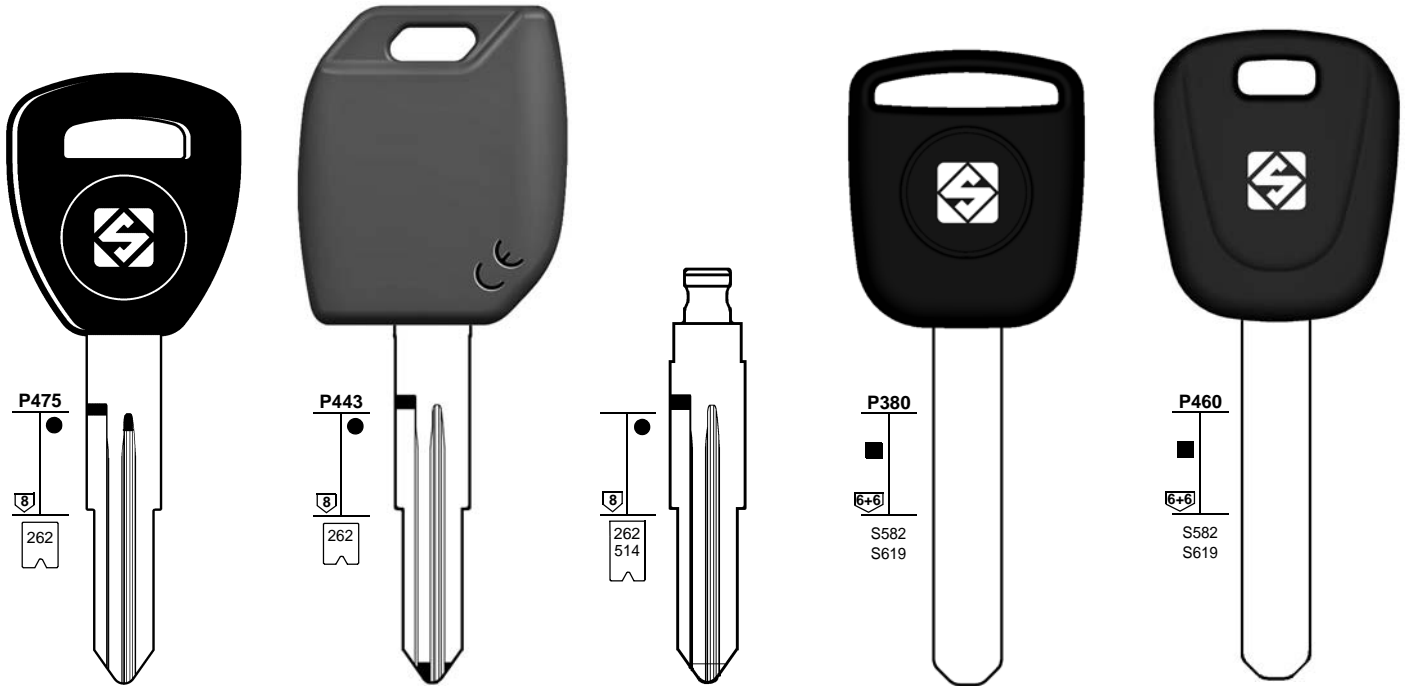
**HON66T14**  
..... (SUB) K001-N718  
..... (MAIN) K001-N718  
..... 5001-8442





FOR:  
PER:

# ACURA



**HON58RTE**  
..... 5001-8442

**HON58RMH**  
..... 5001-8442

**HON58RFH**  
..... 5001-8442  
..... 10001-15000

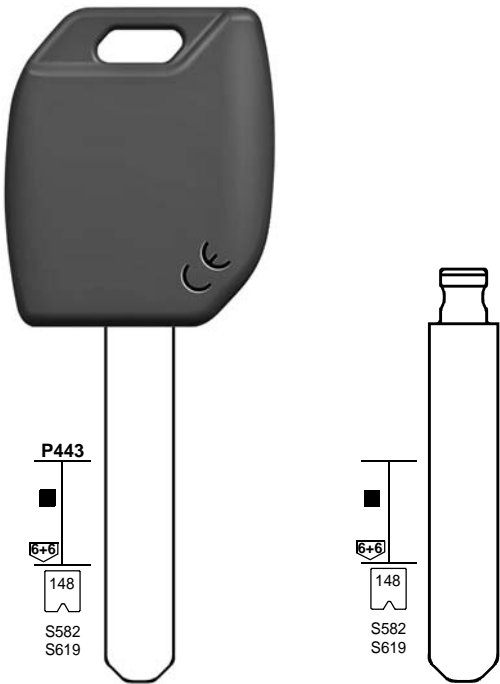
**HON66T14**  
..... (SUB) K001-N718  
..... (MAIN) K001-N718  
..... 5001-8442

**HON66TE**  
..... (SUB) K001-N718  
..... (MAIN) K001-N718

FOR:  
PER:

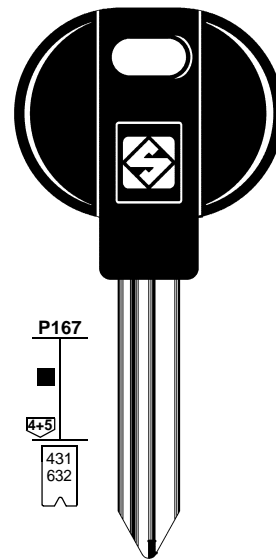
# ACURA

# AIXAM (MICROCARS)



**HON66MH**  
..... (SUB) K001-N718  
..... (MAIN) K001-N718  
..... 5001-8442

**HON66FH**  
..... (SUB) K001-N718  
..... (MAIN) K001-N718

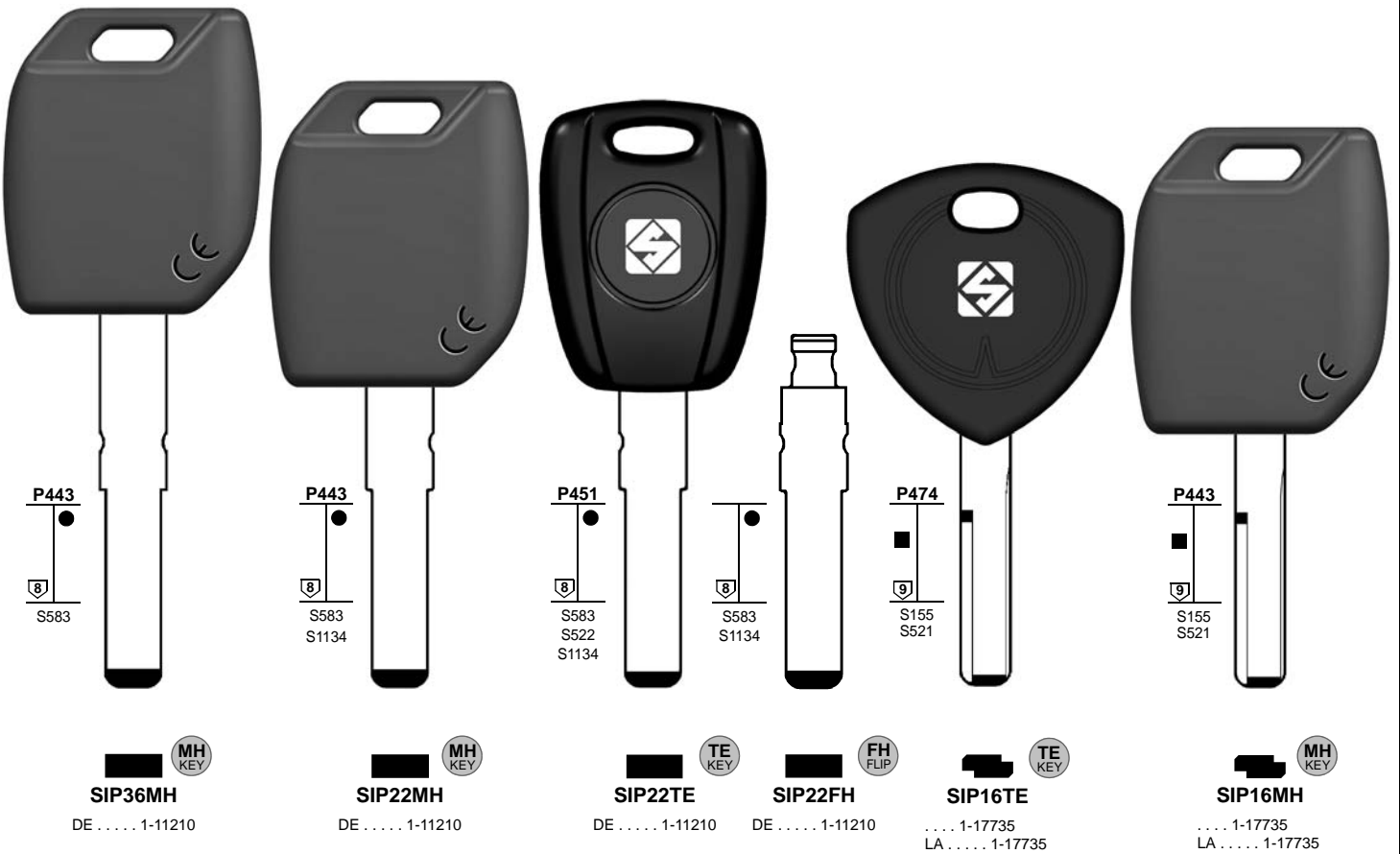


**SX9AP**  
63/99 ..... H 12468  
63/99 ..... 12468  
..... H 0111111-628888  
..... 0111111-628888



FOR:  
PER:

# ALFA ROMEO



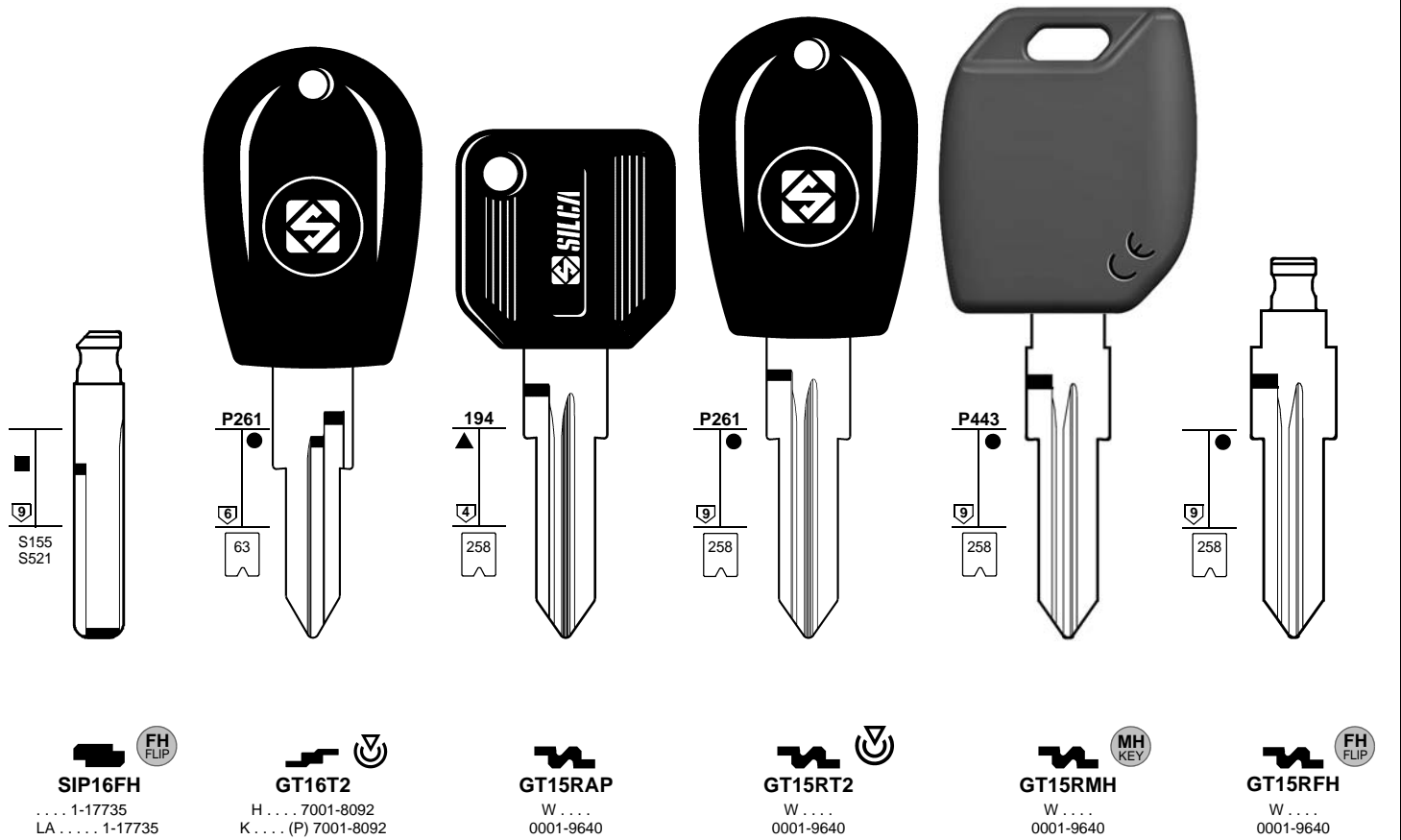
GIOBERT - TRW SIPEA

GIOBERT - TRW SIPEA

GIOBERT - TRW SIPEA

FOR:  
PER:

# ALFA ROMEO



GIOBERT - TRW SIPEA

GIOBERT - TRW SIPEA

GIOBERT - TRW SIPEA



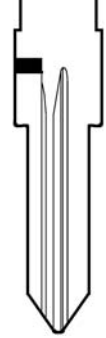
FOR:  
PER:

# ALFA ROMEO

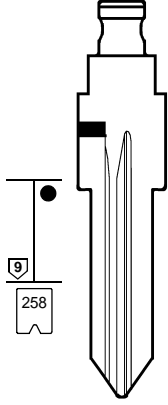
# AUDI



P443  
258

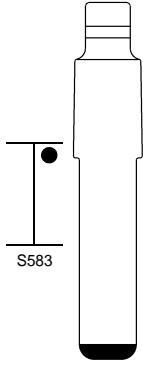


**GT15RMH**  
W ....  
0001-9640



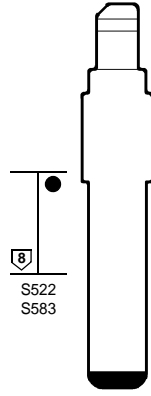
258

**GT15RFH**  
W ....  
0001-9640



S583

**SIP18T**  
DE .....  
1-11210



S522  
S583

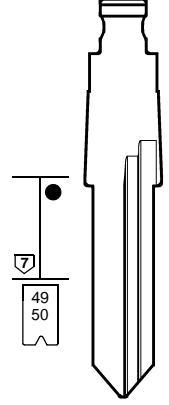
**SIP29T**  
DE .....  
1-11210



P275  
49  
50



**HU49AT5**  
AH ..... 1-8154  
AH ..... 1001-9282



49  
50

**HU49FH**  
AH ..... 1-8154  
AH ..... 1001-9282

GIOBERT - TRW SIPEA

GIOBERT - TRW SIPEA

HUF - WITTE

FOR:  
PER:

# AUDI



P275  
S102



**HU66AT5**  
.... 1-2000  
1ATS00001-17850



P254  
S102  
S260  
S482  
S832



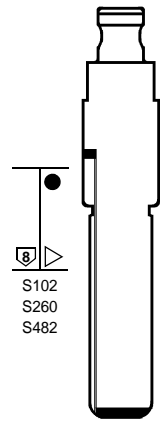
**HU66TE**  
.... 1-2000  
.... 0001-6000



P443  
S102  
S260



**HU66MH**  
.... 1-2000



S102  
S260  
S482
















**HU66FH**  
.... 1-2000  
.... 0001-6000

**HU66AT6**  
.... 1-2000  
1ATS00001-17850

HUF - WITTE

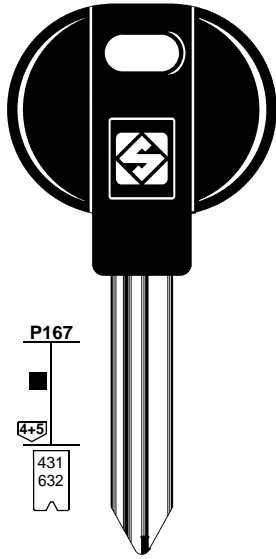
**HU66T6**  
.... 1-2000

HUF - WITTE

1	2	2a	3	3a	3b	e1+e2	6	42+71	72	43+44a	12	15
						GTI COMPATIBLE	IGNITION 					
CAR MAKE MODEL	FROM	TO	SILCA REF.	SILCA REF.	SILCA REF.	COPY	GEN.	TRANSP. TYPE	FAST COPY PLUS RW4 PLUS FAST COPY/RW4	FAST COPY PLUS RW4 PLUS	FAST COPY RW4	STP
												
For more info on the uses of car keys, refer to the Silca Electronic Keys Catalogue: 												
<b>ALFA ROMEO</b>												
SOME MODELS	1995		GT15RMH		GT15RFH							
SOME MODELS	2000		SIP18T									
SOME MODELS	2005		SIP29T									
<b>AUDI</b>												
80	1996		HU49AT5		HU49FH			MEG	13	Y	Y	Meg
A1	2010							MEG / CR	A2			
A2	2000	2005	HU66AT6		HU66FH			MEG / CR	48			
A3	1996	1997	HU66AT5		HU66FH			MEG	13	Y	Y	Meg
A3	1997	2004	HU66AT6		HU66FH			MEG / CR	48			
A3	2004							MEG / CR	A2			
A4	1995	1996	HU49AT5		HU49FH			MEG	13	Y	Y	Meg
A4	1996	1997	HU66AT5		HU66FH			MEG	13	Y	Y	Meg
A4	1997	2004	HU66AT6		HU66FH			MEG / CR	48			
A4	2004							MEG / CR	A2			
A6	1995	1996	HU49AT5		HU49FH			MEG	13	Y	Y	Meg
A6	1996	1997	HU66AT5		HU66FH			MEG	13	Y	Y	Meg
A6	1997	2004	HU66AT6		HU66FH			MEG / CR	48			
A6	2004	2006						MEG / CR	A2			
A6	2006							SOK / CR	8E			
A8	1995	1996	HU49AT5		HU49FH			MEG	13	Y	Y	Meg
A8	1996	1997	HU66AT5		HU66FH			MEG	13	Y	Y	Meg
A8	1997	2004	HU66AT6		HU66FH			MEG / CR	48			
A8	2004							PH / CR2	46			
A8	2004		HU66MH	HU66TE	HU66FH	Y		PH / CR2	46	Y	P-BOX	
ALLROAD	2000	2005	HU66AT6		HU66FH			MEG / CR	48			
ALLROAD	2006							MEG / CR	A2			
CABRIO	1995	1996	HU49AT5		HU49FH			MEG	13	Y	Y	Meg
CABRIO	1996	1997	HU66AT5		HU66FH			MEG	13	Y	Y	Meg
CABRIO	1997		HU66AT6		HU66FH			MEG / CR	48			
Coupè	1995	1996	HU49AT5		HU49FH			MEG	13	Y	Y	Meg
Coupè	1996	1997	HU66AT5		HU66FH			MEG	13	Y	Y	Meg
Coupè	1997		HU66AT6		HU66FH			MEG / CR	48			
Coupè S2	1995	1996	HU49AT5		HU49FH			MEG	13	Y	Y	Meg
Coupè S2	1996	1997	HU66AT5		HU66FH			MEG	13	Y	Y	Meg
Coupè S2	1997		HU66AT6		HU66FH			MEG / CR	48			
Q7	2006							PH / CR2	46			
Q7	2006		HU66MH					PH / CR2	46	Y	P-BOX	
S3	2001	2004	HU66AT6		HU66FH			MEG / CR	48			
S4	2002	2005	HU66T6		HU66FH			MEG / CR	48			
S6	1995	1996	HU49AT5		HU49FH			MEG	13	Y	Y	Meg
S6	1996	1997	HU66AT5		HU66FH			MEG	13	Y	Y	Meg
S6	1997		HU66AT6		HU66FH			MEG / CR	48			
S8	1998		HU66AT6		HU66FH			MEG / CR	48			
TT	1998	2004	HU66AT6		HU66FH			MEG / CR	48			
TT	2004							MEG / CR	A2			

FOR:  
PER:

# BELLIER (MICROCARS)



P167  
■  
4+5  
431  
632



**SX9AP**

63/99 . . . . . H 12468  
63/99 . . . . . 12468  
. . . . . H 0111111-6288888  
. . . . . 0111111-6288888


# BMW



The HU92RKP key can be also purchased in 5-piece packages.  
*La chiave HU92RKP può essere acquistata anche in confezioni da 5 pezzi.*  
Der Schlüssel HU92RKP kann auch in Pakungen mit 5 Stücke gekauft werden.  
*La clé HU92RKP peut même être commandée sous confection de 5 pcs.*  
La llave HU92RKP se puede comprar en paquetes de 5 piezas.  
*As chaves HU92RKP podem ser compradas em pacotes de 5 unidades.*

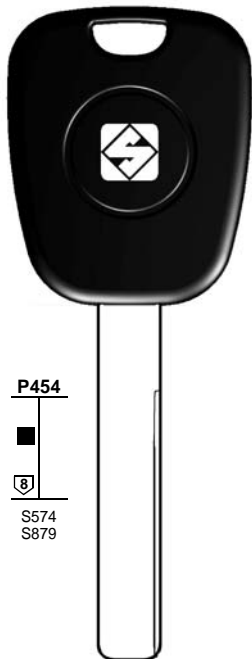
P387  
■  
S574

**HU92RKP**

↓  
**HU92RTEK**   
(old HU92RMHK Reference)

FOR:  
PER:

# BMW

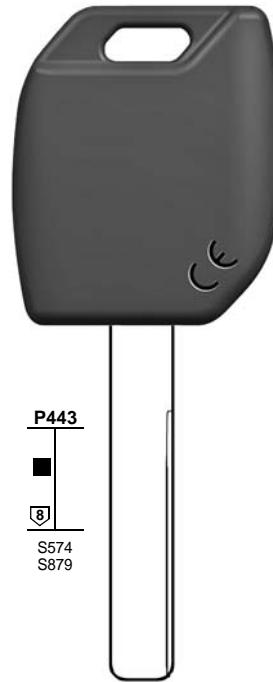


P454  
■  
8  
S574  
S879



**HU92RTE**  
. . . . 1-8100

HUF - WITTE



P443  
■  
8  
S574  
S879



**HU92RMH**  
. . . . 1-8100

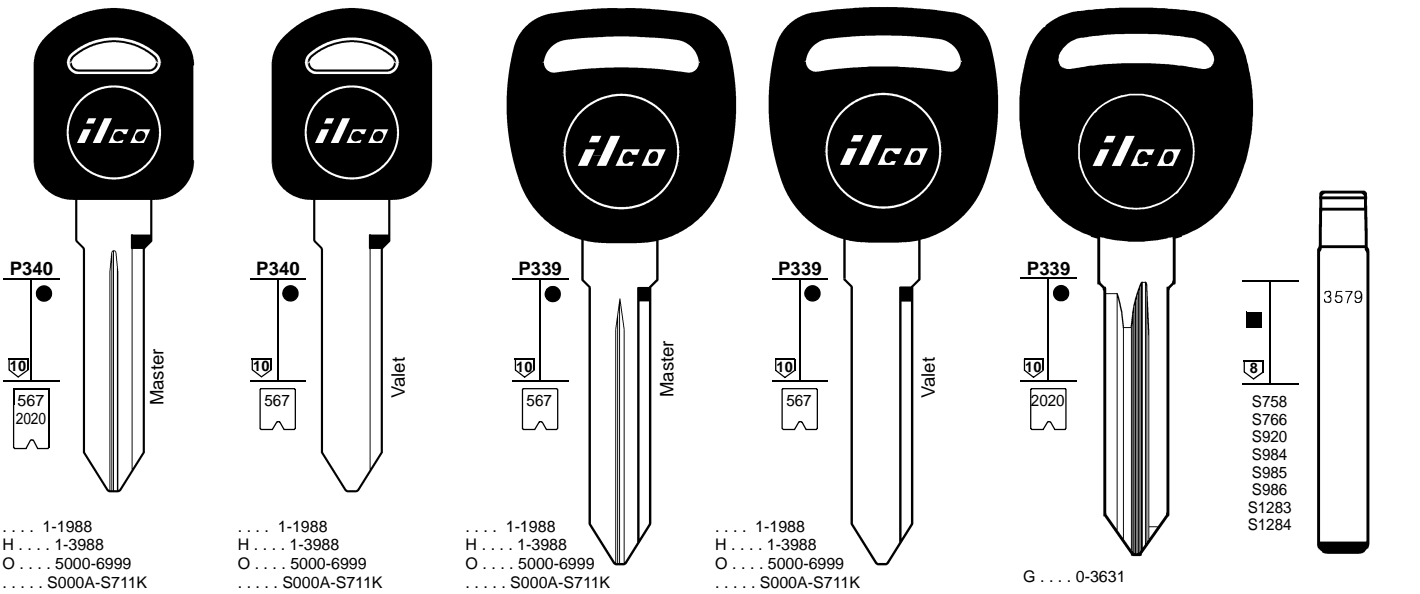
HUF - WITTE



1	2	2a	3	3a	3b	e1+e2		6	42+71	72	43+44a	12	15
						<b>GTI COMPATIBLE</b>		<b>IGNITION</b> 					
<b>CAR MAKE MODEL</b>	<b>FROM</b>	<b>TO</b>	<b>SILCA REF.</b>	<b>SILCA REF.</b>	<b>SILCA REF.</b>	<b>COPY</b>	<b>GEN.</b>	<b>TRANSP. TYPE</b>	<b>FAST COPY PLUS RW4 PLUS FAST COPY/RW4</b>	<b>FAST COPY PLUS RW4 PLUS</b>	<b>FAST COPY RW4</b>	<b>STP</b>	
For more info on the uses of car keys, refer to the Silca Electronic Keys Catalogue:													
<b>BELLIER (MICROCARS)</b>													
<b>DIVANE</b>	2004	2006	<b>SX9AP</b>										
<b>JADE</b>	2009		<b>SX9AP</b>										
<b>OPALE</b>	2007	2009	<b>SX9AP</b>										
<b>BMW</b>													
<b>MINI</b>	2001	2006						PH	73				
<b>MINI</b>	2007							PH / CR2	46				
<b>SERIE 1</b>	2004							PH / CR2	46				
<b>SERIE 1</b>	2004	2011	<b>HU92RMHK</b>					PH / CR2	46	Y	P-BOX		
<b>SERIE 1</b>	2004	2011	<b>HU92RTEK</b>					PH / CR2	46	Y	P-BOX		
<b>SERIE 1</b>	2004	2011	<b>HU92RMH</b>	<b>HU92RTE</b>		Y		PH / CR2	46	Y	P-BOX		
<b>SERIE 3</b>	1995	2001						PH	33				
<b>SERIE 3</b>	2002	2006						PH	73				
<b>SERIE 3</b>	2005							PH / CR2	46				
<b>SERIE 3</b>	2005	2011	<b>HU92RMHK</b>					PH / CR2	46	Y	P-BOX		
<b>SERIE 3</b>	2005	2011	<b>HU92RTEK</b>					PH / CR2	46	Y	P-BOX		
<b>SERIE 3</b>	2005	2011	<b>HU92RMH</b>	<b>HU92RTE</b>		Y		PH / CR2	46	Y	P-BOX		
<b>SERIE 5</b>	1996	2003						PH	33				
<b>SERIE 5</b>	2003	2010						PH / CR2	46				
<b>SERIE 5</b>	2003	2010	<b>HU92RMHK</b>					PH / CR2	46	Y	P-BOX		
<b>SERIE 5</b>	2003	2010	<b>HU92RTEK</b>					PH / CR2	46	Y	P-BOX		
<b>SERIE 5</b>	2003	2010	<b>HU92RMH</b>	<b>HU92RTE</b>		Y		PH / CR2	46	Y	P-BOX		
<b>SERIE 6</b>	2004							PH / CR2	46				
<b>SERIE 6</b>	2004	2011	<b>HU92RMHK</b>					PH / CR2	46	Y	P-BOX		
<b>SERIE 6</b>	2004	2011	<b>HU92RTEK</b>					PH / CR2	46	Y	P-BOX		
<b>SERIE 6</b>	2004	2011	<b>HU92RMH</b>	<b>HU92RTE</b>		Y		PH / CR2	46	Y	P-BOX		
<b>SERIE 7</b>	1994	2001						PH	33				
<b>SERIE 7</b>	2002	2008						PH / CR2	46				
<b>SERIE 7</b>	2002	2008	<b>HU92RMH</b>	<b>HU92RTE</b>		Y		PH / CR2	46	Y	P-BOX		
<b>SERIE 8</b>	1995	1999						PH	33				
<b>X3</b>	2003							PH	73				
<b>X5</b>	1999	2003						PH	33				
<b>X5</b>	2004							PH / CR2	46				
<b>X5</b>	2004	2011	<b>HU92RMHK</b>					PH / CR2	46	Y	P-BOX		
<b>X5</b>	2004	2011	<b>HU92RTEK</b>					PH / CR2	46	Y	P-BOX		
<b>X5</b>	2004	2011	<b>HU92RMH</b>			Y		PH / CR2	46	Y	P-BOX		
<b>Z3</b>	1995	2002						PH	33				
<b>Z4</b>	2002	2006						PH	73				
<b>Z4</b>	2006							PH / CR2	46				
<b>Z4</b>	2006	2011	<b>HU92RMH</b>	<b>HU92RTE</b>		Y		PH / CR2	46	Y	P-BOX		
<b>Z4</b>	2006	2011	<b>HU92RMHK</b>					PH / CR2	46	Y	P-BOX		
<b>Z4</b>	2006	2011	<b>HU92RTEK</b>					PH / CR2	46	Y	P-BOX		
<b>Z8</b>	2000	2003						PH	73				

FOR:  
PER:

# BUICK



Z.....1-2000  
 Z..... 2001-4000  
 Z..... 4001-6000  
 ..... 0001-3679

BRIGGS & STRATTON

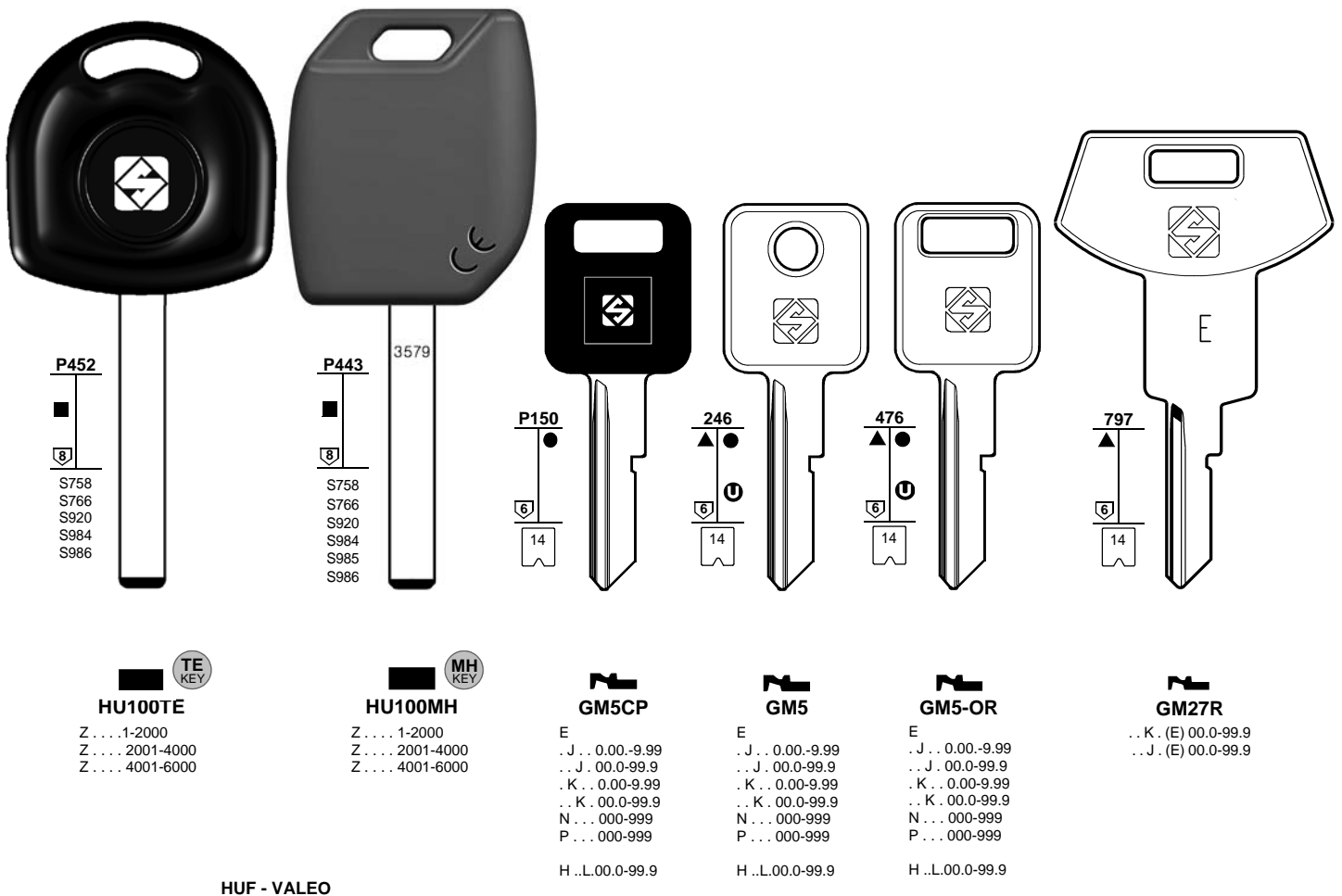
BRIGGS & STRATTON

















BRIGGS & STRATTON

HUF - VALEO

FOR:  
PER:

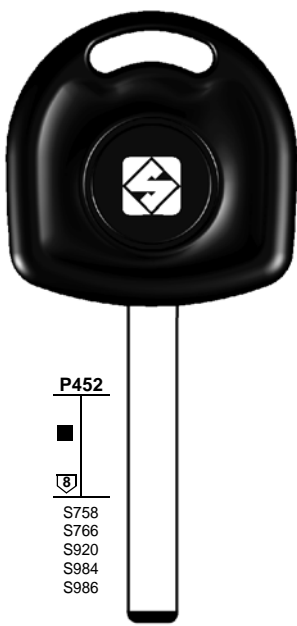
# BUICK



1	2	2a	3	3a	3b	e1+e2	6	42+71	72	43+44a	12	15	
						GTI COMPATIBLE	IGNITION 						
CAR MAKE MODEL	FROM	TO	SILCA REF.	SILCA REF.	SILCA REF.	COPY	GEN.	TRANSP. TYPE	FAST COPY PLUS RW4 PLUS FAST COPY/RW4	FAST COPY PLUS RW4 PLUS	FAST COPY RW4	STP	
													
For more info on the uses of car keys, refer to the Silca Electronic Keys Catalogue: 													
<b>BUICK</b>													
ALLURE	2005	2009						MEG	13				G
ALLURE	2010	2012	HU100MH	HU100TE	HU100FH	Y		PH / CR2	46	Y	P-BOX		
CENTURY	1991	2000	GM5-OR										
CENTURY	1991	2000	GM5-OR										
CENTURY	1991	2000	GM5CP										
CENTURY	1991	2000	GM5CP										
CENTURY	2000	2005	B97-PT5					MEG	13	Y	Y		
ENCLAVE	2007		B111-PT					PH / CR2	46				
LACROSSE	2005	2009						MEG	13				G
LACROSSE	2010		HU100MH	HU100TE	HU100FH	Y		PH / CR2	46	Y	P-BOX		
LACROSSE	2010							PH / CR2	46				
LESABRE	1992	1999						VATS SYS.					
LESABRE	2000	2005	B99-PT					MEG	13				A
LESABRE	2000	2005	B100-PT					MEG	13				A
LESABRE	2000	2005	B100-PT5					MEG	13	Y	Y		
LESABRE	2000	2005	B99-PT5					MEG	13	Y	Y		
LUCERNE	2006	2011	B111-PT					PH / CR2	46				
PARK AVENUE	1991	1996						VATS SYS.					
PARK AVENUE	1991	1996						VATS SYS.					
PARK AVENUE	1997	2002	B98-PT5					MEG	13	Y	Y		
PARK AVENUE	1997	2002	B97-PT5					MEG	13	Y	Y		
PARK AVENUE	1997	2002	B98-PT					MEG	13				A
PARK AVENUE	1997	2002	B97-PT					MEG	13				A
PARK AVENUE	2003	2005	B97-PT					MEG	13				A
PARK AVENUE	2003	2005	B97-PT					MEG	13				G
PARK AVENUE	2003	2005	B97-PT5					MEG	13	Y	Y		
RAINIER	2003	2007	B99-PT5					MEG	13	Y	Y		
RAINIER	2003	2007	B100-PT5					MEG	13	Y	Y		
RAINIER	2003	2007	B100-PT					MEG	13				A
RAINIER	2003	2007	B99-PT					MEG	13				A
RAINIER	2003	2007	B99-PT					MEG	13				G
RAINIER	2003	2007	B100-PT					MEG	13				G
REGAL	1991	1993	GM27R										
REGAL	1994	1996						VATS SYS.					
REGAL	1997	2004						VATS SYS.					
REGAL	2011							PH / CR2	46				
REGAL	2011		HU100MH	HU100TE	HU100FH	Y		PH / CR2	46	Y	P-BOX		
RENDEZVOUS	2002	2007	B99-PT5					MEG	13	Y	Y		
RENDEZVOUS	2002	2007	B100-PT5					MEG	13	Y	Y		
RENDEZVOUS	2002	2007	B99-PT					MEG	13				A
RENDEZVOUS	2002	2007	B100-PT					MEG	13				A
RIVIERA	1992	1994						VATS SYS.					
RIVIERA	1995	1999						VATS SYS.					
ROADMASTER	1991	1993	GM5										
ROADMASTER	1994	1996						VATS SYS.					
SIGNA	2005	2007											

FOR:  
PER:

# BUICK



P452



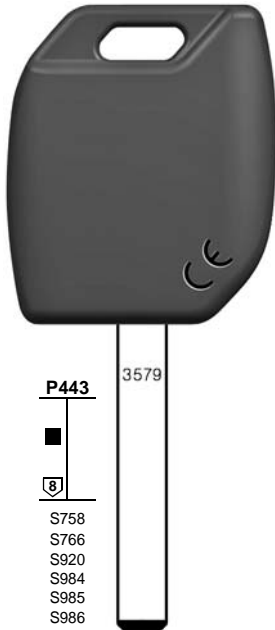
S758  
S766  
S920  
S984  
S985  
S986



**HU100TE**

Z ..... 1-2000  
Z ..... 2001-4000  
Z ..... 4001-6000

HUF - VALEO



P443



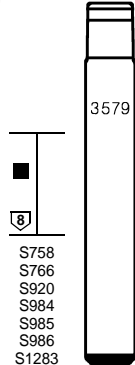
3579  
S758  
S766  
S920  
S984  
S985  
S986



**HU100MH**

Z ..... 1-2000  
Z ..... 2001-4000  
Z ..... 4001-6000

HUF - VALEO



3579

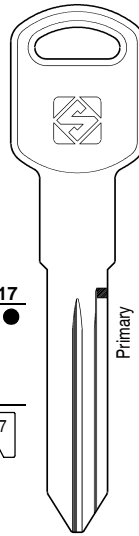


S758  
S766  
S920  
S984  
S985  
S986  
S1283  
S1284



**HU100FH**

Z ..... 1-2000  
Z ..... 2001-4000  
Z ..... 4001-6000  
..... 0001-3679



1017



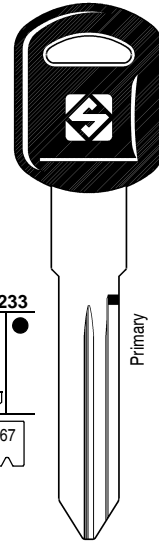
567



**GM39**

..... AA00-7T51  
..... S000A-S711K

BRIGGS & STRATTON



P233

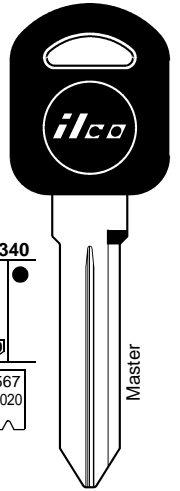


567



**GM39EP**

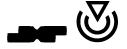
..... AA00-7T51  
..... S000A-S711K



P340

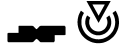


567  
2020



**B97-PT**

G ..... 0-3631  
..... 1-1988  
..... S000A-S711K

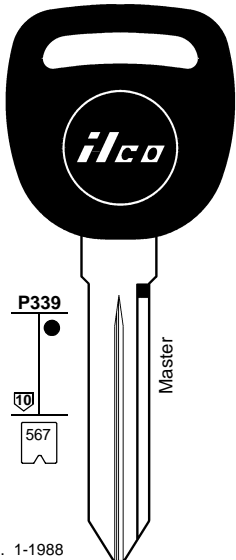


**B97-PT5**

..... 1-1988  
H ..... 1-3988  
..... S000A-S711K

FOR:  
PER:

# CADILLAC



P339



567

Master

..... 1-1988  
H ..... 1-3988  
O ..... 5000-6999  
..... S000A-S711K

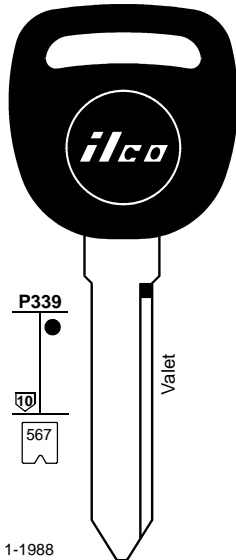


**B99-PT**



**B99-PT5**

BRIGGS & STRATTON



P339



567

Valet

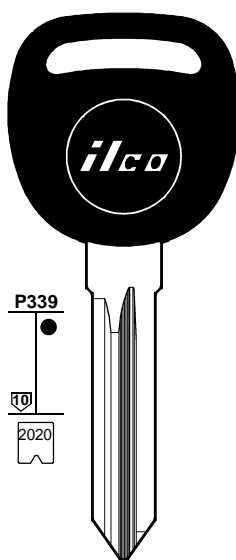
..... 1-1988  
H ..... 1-3988  
O ..... 5000-6999  
..... S000A-S711K



**B100-PT**



**B100-PT5**



P339



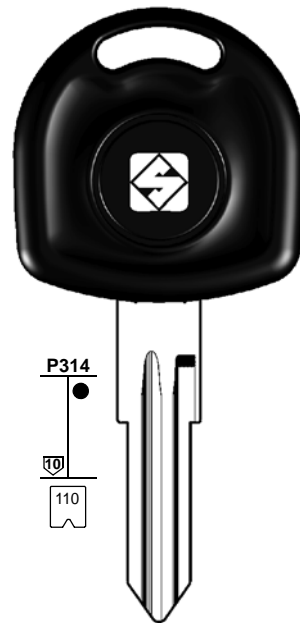
2020

G ..... 0-3631



**B111-PT**

BRIGGS & STRATTON



P314

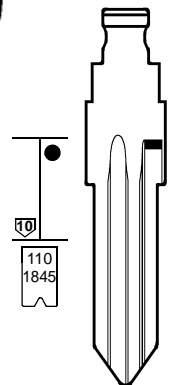


110

S ..... 5298-6300  
S ..... 1-5200



**HU46T2**



















110  
1845

S ..... 5298-6300  
S ..... 1-5200



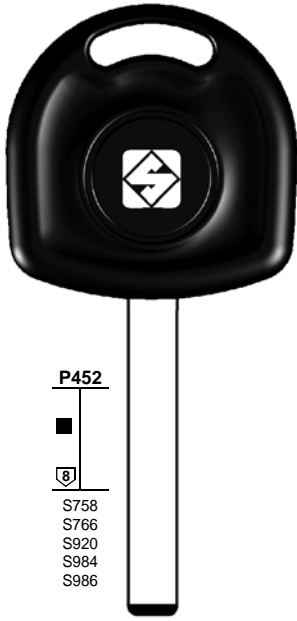
**HU46FH**



1	2	2a	3	3a	3b	e1+e2	6	42+71	72	43+44a	12	15	
						<b>GTI COMPATIBLE</b>	<b>IGNITION</b> 						
<b>CAR MAKE MODEL</b>	FROM	TO	SILCA REF.	SILCA REF.	SILCA REF.	COPY	GEN.	TRANSP. TYPE	FAST COPY PLUS RW4 PLUS FAST COPY/RW4	FAST COPY PLUS RW4 PLUS	FAST COPY RW4	STP	
													
For more info on the uses of car keys, refer to the Silca Electronic Keys Catalogue: 													
<b>BUICK</b>													
SKYLARK	1996	1998	GM39EP										
SKYLARK	1996	1998	GM39										
TERRAZA	2005	2006	B97-PT					MEG	13				G
TERRAZA	2005	2006	B97-PT5					MEG	13	Y	Y		
TERRAZA	2005	2008						MEG	13				G
VERANO	2012		HU100MH	HU100TE	HU100FH	Y		PH / CR2	46	Y	P-BOX		
VERANO	2012							PH / CR2	46				
<b>CADILLAC</b>													
ATS	2013		SMARTKEY					PH / CR2	46				
BLS	2007							PH / CR2	46				
BROUGHAM	1993	1996						VATS SYS.					
CATERA	1997	2000	HU46T2		HU46FH			PH	33	Y	Y	S-O	
CATERA	2001	2002						PH / CR	40				
CTS	2002	2003	B100-PT					MEG	13				A
CTS	2002	2003	B99-PT					MEG	13				A
CTS	2002	2003	B100-PT5					MEG	13	Y	Y		
CTS	2002	2003	B99-PT5					MEG	13	Y	Y		
CTS	2003	2007						MEG / CR	48				G
CTS	2008	2013	B111-PT					PH / CR2	46				G
DEVILLE	1991	1999						VATS SYS.					
DEVILLE STS	2000	2005	B100-PT					MEG	13				A
DEVILLE STS	2000	2005	B99-PT					MEG	13				A
DEVILLE STS	2000	2005	B100-PT5					MEG	13	Y	Y		A
DEVILLE STS	2000	2005	B99-PT5					MEG	13	Y	Y		A
DTS	2006	2011	B111-PT					PH / CR2	46				A
ELDORADO	1991	2003						VATS SYS.					
ESCALADE	2000	2006											
ESCALADE	2007		B111-PT					PH / CR2	46				A
FLEETWOOD	1993	1996						VATS SYS.					
SEVILLE	1991	1996						VATS SYS.					
SEVILLE	1997	2005	B99-PT5					MEG	13	Y	Y		
SEVILLE	1997	2005	B100-PT5					MEG	13	Y	Y		
SEVILLE	1997	2005	B99-PT					MEG	13				A
SEVILLE	1997	2005	B100-PT					MEG	13				A
SRX	2004	2006						MEG / CR	48				G
SRX	2007	2009	B111-PT					PH / CR2	46				G

FOR:  
PER:

# CADILLAC



P452



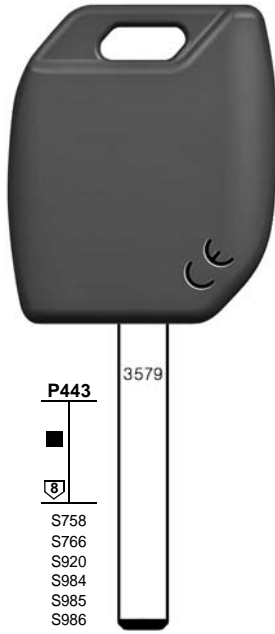
S758  
S766  
S920  
S984  
S986



**HU100TE**

Z . . . . 1-2000  
Z . . . . 2001-4000  
Z . . . . 4001-6000

HUF - VALEO



P443



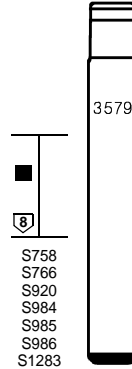
S758  
S766  
S920  
S984  
S985  
S986  
S986



**HU100MH**

Z . . . . 1-2000  
Z . . . . 2001-4000  
Z . . . . 4001-6000

HUF - VALEO



P443

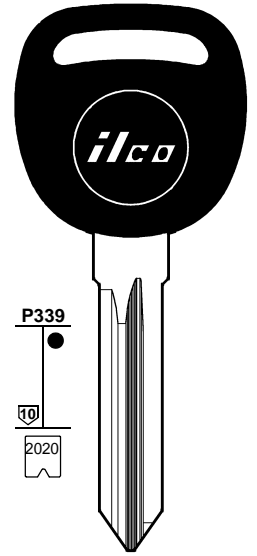


S758  
S766  
S920  
S984  
S985  
S986  
S1283  
S1284



**HU100FH**

Z . . . . 1-2000  
Z . . . . 2001-4000  
Z . . . . 4001-6000  
. . . . . 0001-3679



P339



2020



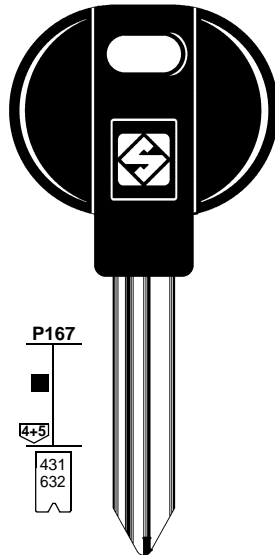
**B111-PT**

G . . . . 0-3631

BRIGGS & STRATTON

FOR:  
PER:

# CHATENET (MICROCARS)



P167



431  
632



**SX9AP**

63/99 . . . . . H 12468  
63/99 . . . . . 12468  
. . . . . H 0111111-628888  
. . . . . 0111111-628888



FOR:  
PER:

# CHEVROLET SUD AMERICA



P452



S758  
S766  
S920  
S984  
S986



**HU100TE**

Z . . . . 1-2000  
Z . . . . 2001-4000  
Z . . . . 4001-6000



P443

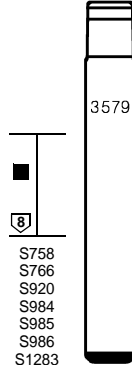


S758  
S766  
S920  
S984  
S985  
S986



**HU100MH**

Z . . . . 1-2000  
Z . . . . 2001-4000  
Z . . . . 4001-6000



3579



S758  
S766  
S920  
S984  
S985  
S986  
S1283  
S1284



**HU100FH**

Z . . . . 1-2000  
Z . . . . 2001-4000  
Z . . . . 4001-6000  
. . . . 0001-3679



P314

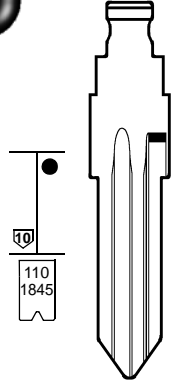


110



**HU46T12**

S . . . . 1-5200  
S . . . . 5298-6300



110  
1845



**HU46FH**

S . . . . 5298-6300  
S . . . . 1-5200



**HU46T2**

S . . . . 1-5200  
S . . . . 5298-6300

HUF - VALEO

HUF - VALEO

HUF - WITTE

FOR:  
PER:

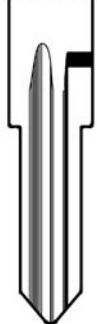
# CHEVROLET SUD AMERICA



P445



110  
1845



**HU160GP**

S . . . . 1-5200  
S . . . . 5298-6300

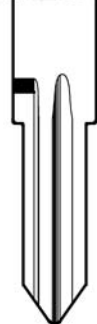
HUF - VALEO



P444



110  
1426  
1844



**YM28CP**

D . . . . 1-5200  
S . . . . 1-5200  
S . . . . 5298-6300  
. . . . 1002-3997  
. . . . 4000-5874

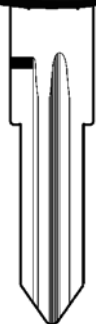
YMOS



P314



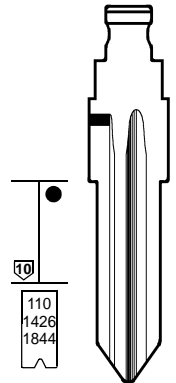
110  
1426



**YM28T2**

D . . . . 1-5200  
S . . . . 1-5200  
S . . . . 5298-6300  
. . . . 1002-3997  
. . . . 4000-5874

YMOS



110  
1426  
1844



**YM28FH**

D . . . . 1-5200  
. . . . 1002-3997  
. . . . 4000-5874  
D . . . . 1-5200

VALEO - YMOS



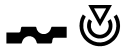


FOR:  
PER:

# CHEVROLET SUD AMERICA



**HU46T12**  
S . . . . 1-5200  
S . . . . 5298-6300



**HU46T2**

S . . . . 1-5200  
S . . . . 5298-6300

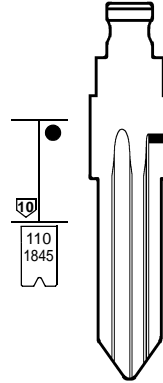


**HU46T9**

S . . . . 1-5200  
S . . . . 5298-6300



**HU46BT12**  
S . . . . 1-5200  
S . . . . 5298-6300



**HU46FH**

S . . . . 1-5200  
S . . . . 5298-6300



**HU46AT9**

S . . . . 1-5200  
S . . . . 5298-6300

HUF

HUF

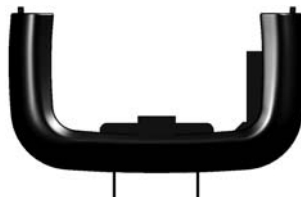
HUF

FOR:  
PER:

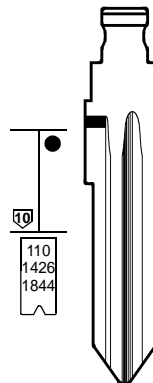
# CHEVROLET SUD AMERICA



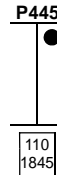
**YM28T2**  
D . . . . 1-5200  
S . . . . 1-5200  
S . . . . 5298-6300  
S . . . . 1002-3997  
S . . . . 4000-5874



**YM28AT9**  
D . . . . 1-5200  
S . . . . 1-5200  
S . . . . 5298-6300  
S . . . . 1002-3997  
S . . . . 4000-5874



**YM28FH**  
D . . . . 1-5200  
S . . . . 1002-3997  
S . . . . 4000-5874  
D . . . . 1-5200



**HU160GP**  
S . . . . 1-5200  
S . . . . 5298-6300

VALEO - YMOS

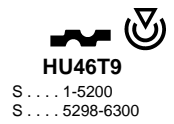
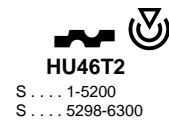
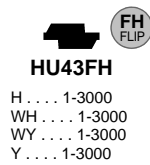
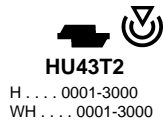
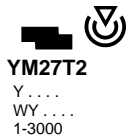
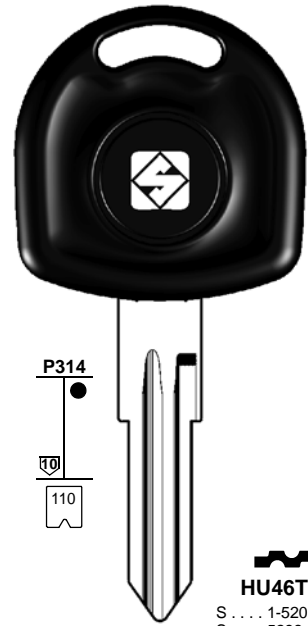
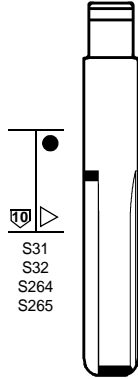
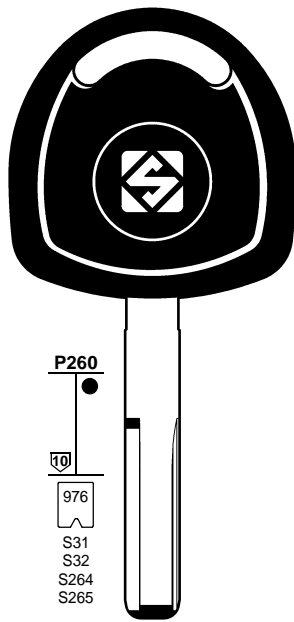
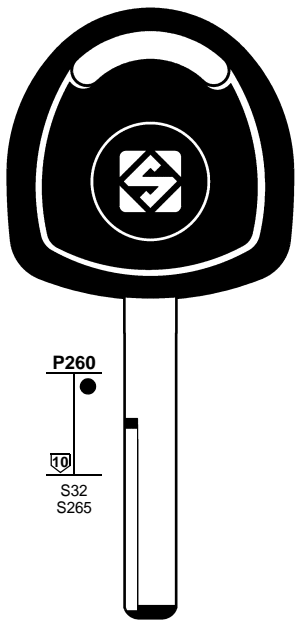
VALEO - YMOS

HUF



FOR:  
PER:

# CHEVROLET SUD AMERICA



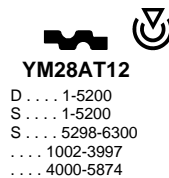
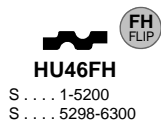
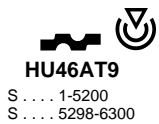
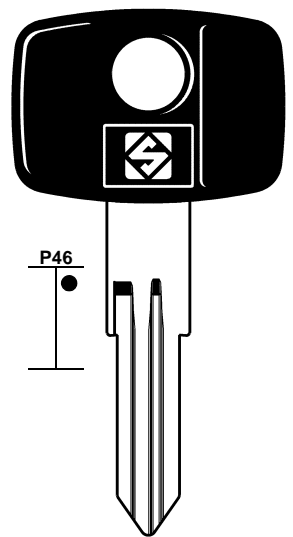
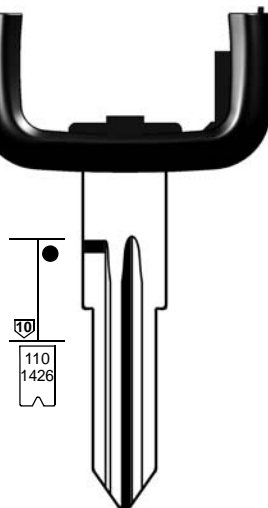
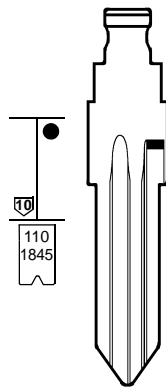
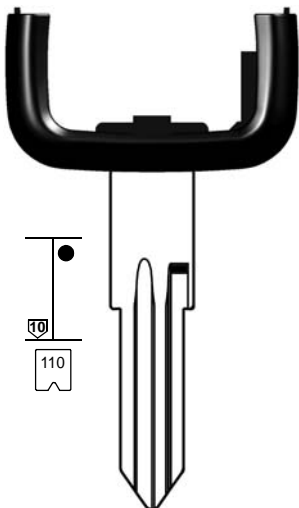
YMOS

HUF - YMOS

HUF

FOR:  
PER:

# CHEVROLET SUD AMERICA



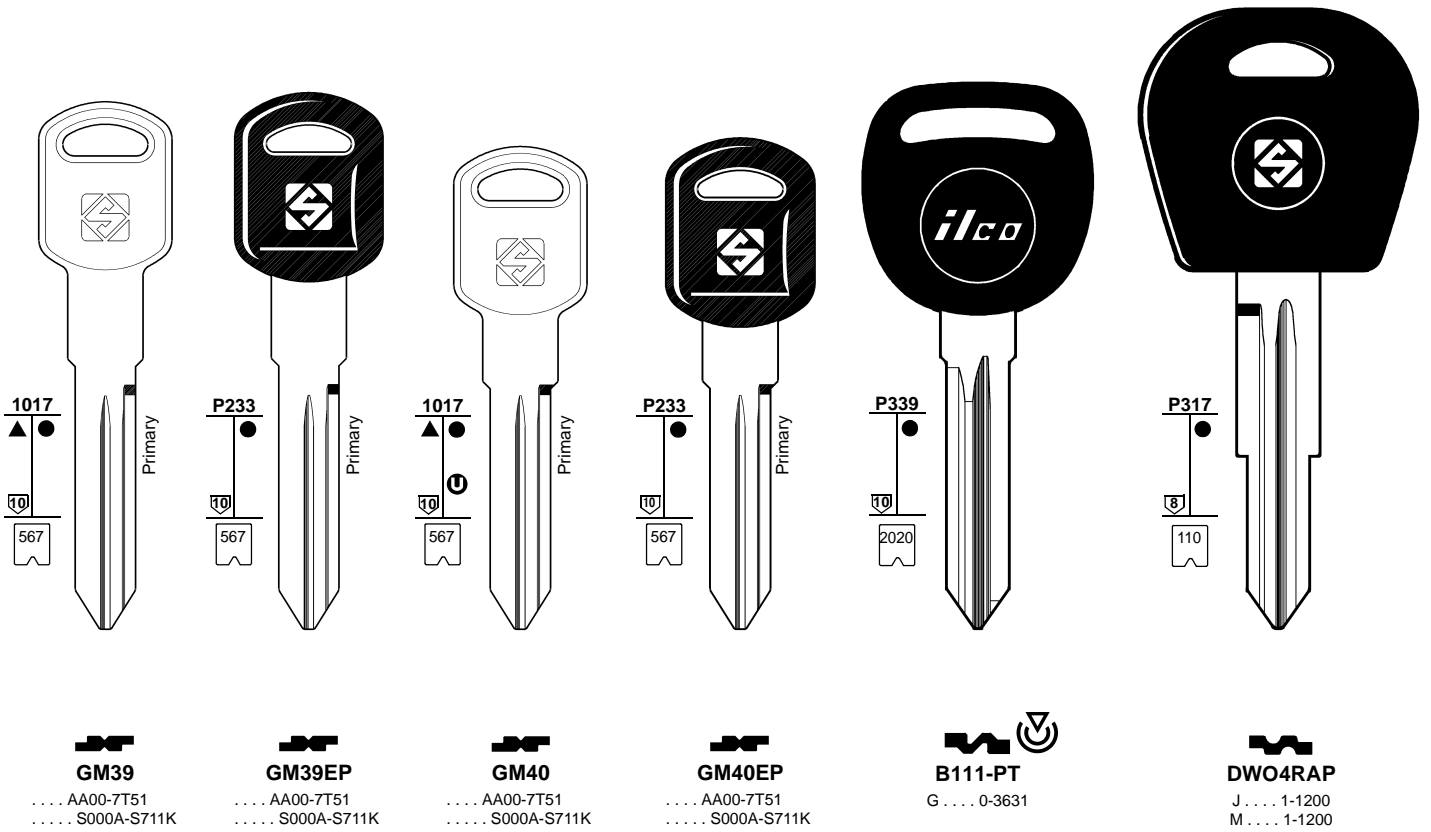
HUF

YMOS



FOR:  
PER:

# CHEVROLET USA

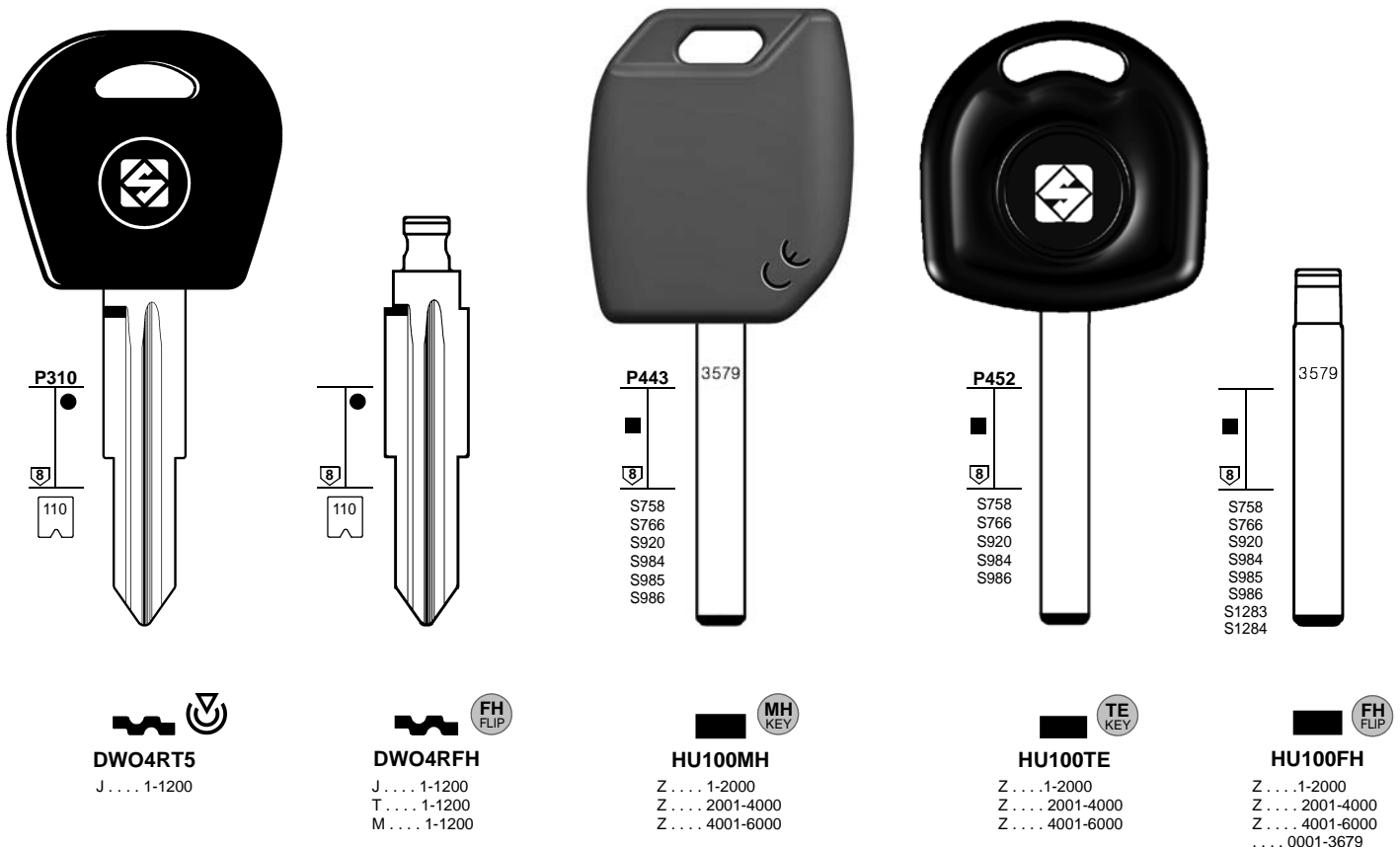


BRIGGS & STRATTON

BRIGGS & STRATTON
















FOR:  
PER:

# CHEVROLET USA



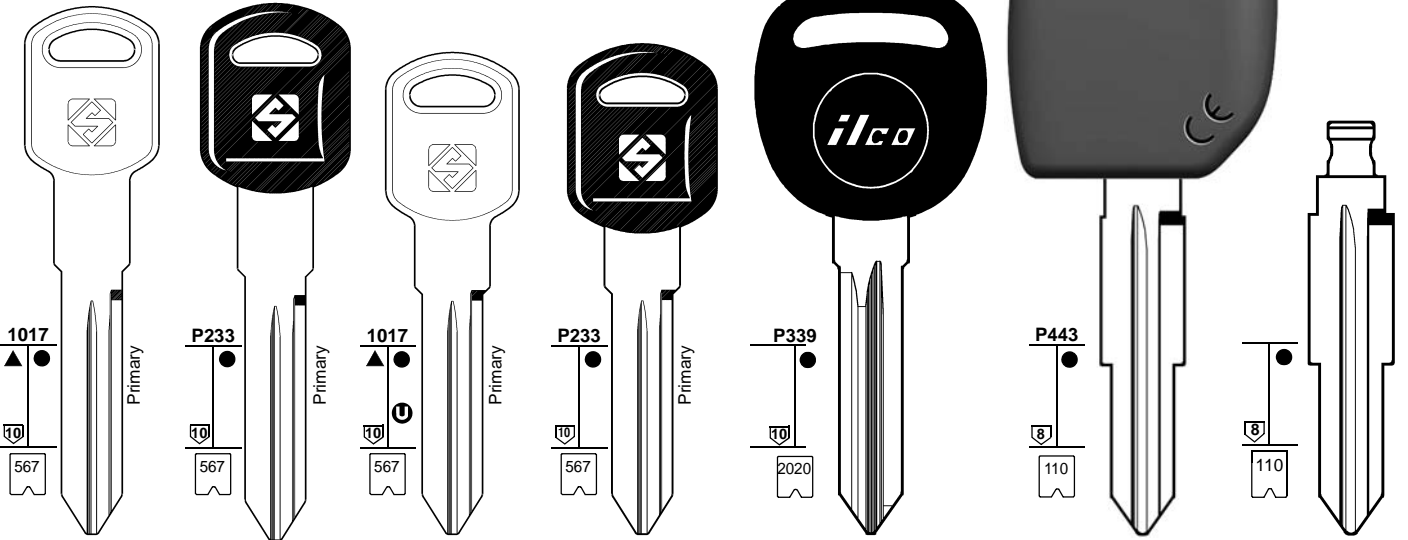
HUF - VALEO

HUF - VALEO

1	2	2a	3	3a	3b	e1+e2		6	42+71	72	43+44a	12	15
						<b>GTI COMPATIBLE</b>		<b>IGNITION</b> 					
<b>CAR MAKE MODEL</b>	FROM	TO	SILCA REF.	SILCA REF.	SILCA REF.	COPY	GEN.	TRANSP. TYPE	FAST COPY PLUS RW4 PLUS FAST COPY/RW4	FAST COPY PLUS RW4 PLUS	FAST COPY RW4	STP	
													
For more info on the uses of car keys, refer to the Silca Electronic Keys Catalogue:													
<b>CHEVROLET USA</b>													
ASTRO VAN	1996	1998	GM39										
ASTRO VAN	1996	1998	GM40EP										
ASTRO VAN	1996	1998	GM39EP										
ASTRO VAN	1996	1998	GM40										
ASTRO VAN	1999	2005											
AVALANCHE	2001	2006											
AVALANCHE	2007	2013	B111-PT					PH / CR2	46				A
AVEO	2004	2010	DWO4RT5		DWO4RFH			MEG	13	Y	Y	M-V	
AVEO	2004	2010	DWO4RAP		DWO4RFH								
BLAZER	1995	1998	GM40										
BLAZER	1999	2006											
CAMARO	1991	2002						VATS SYS.					
CAMARO	2010							PH / CR2	46				
CAMARO	2010		HU100MH	HU100TE	HU100FH	Y		PH / CR2	46	Y	P-BOX		
CAPRICE	1995	1996						VATS SYS.					
CAPRICE PPV	2011	2013						PH / CR2	46				A

FOR:  
PER:

# CHEVROLET USA



**GM39**  
..... AA00-7T51  
..... S000A-S711K

**GM39EP**  
..... AA00-7T51  
..... S000A-S711K

**GM40**  
..... AA00-7T51  
..... S000A-S711K

**GM40EP**  
..... AA00-7T51  
..... S000A-S711K

**B111-PT**  
G ..... 0-3631

**DW05MH**  
T ..... 1-1200

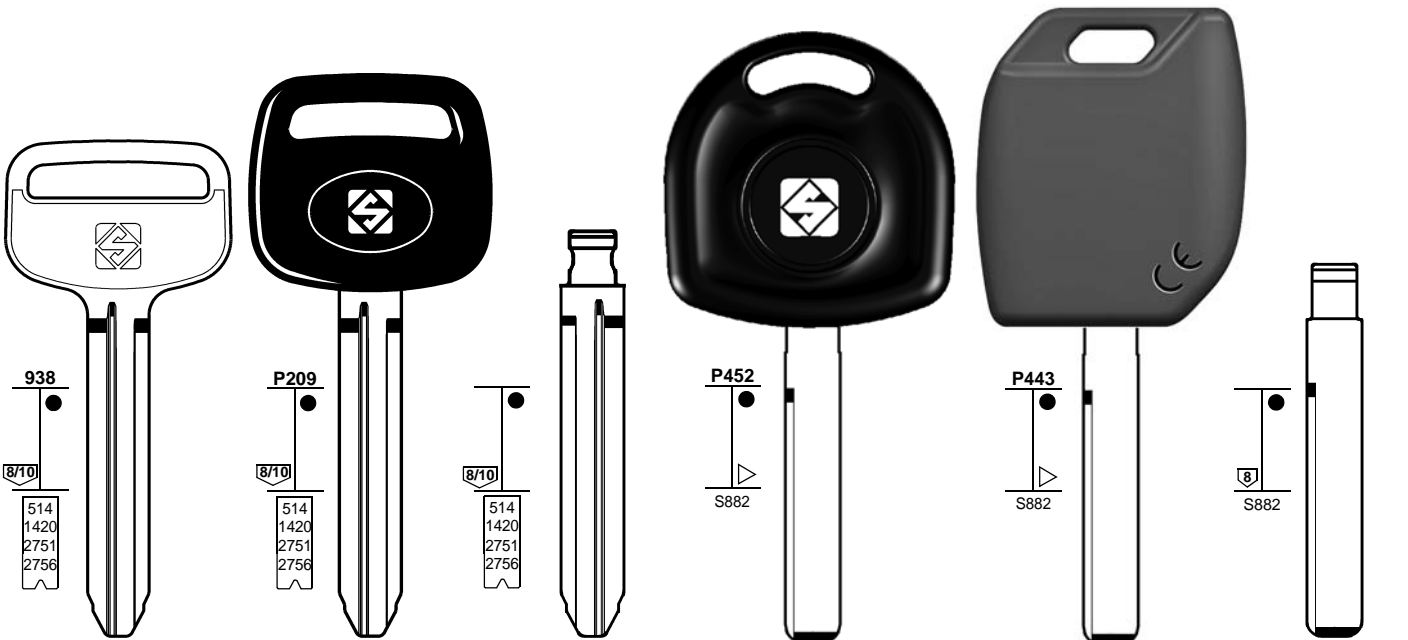
**DW05FH**  
T ..... 1-1200  
L ..... 1-1200  
V ..... 1-1200  
W ..... 2001-3200

BRIGGS & STRATTON

BRIGGS & STRATTON

FOR:  
PER:

# CHEVROLET USA



**938**  
..... 514  
..... 1420  
..... 2751  
..... 2756

**P209**  
..... 514  
..... 1420  
..... 2751  
..... 2756

**514**  
..... 1420  
..... 2751  
..... 2756

**P452**  
..... S882

**P443**  
..... S882

**8**  
..... S882

**TOY43R**  
.....  
10001-15000  
50000-59999  
60000-69999  
70000-75928

**TOY43RP**  
.....  
10001-15000  
50000-59999  
60000-69999  
70000-75928

**TOY43RFH**  
..... 1001-15000  
..... 70000-75928

**GM45TE**  
60000-62113

**GM45MH**  
60000-62113

**GM45FH**  
60000-62113

BRIGGS & STRATTON

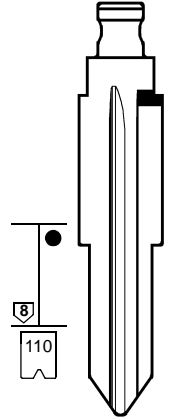
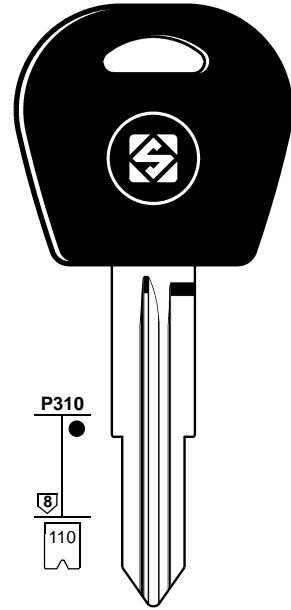
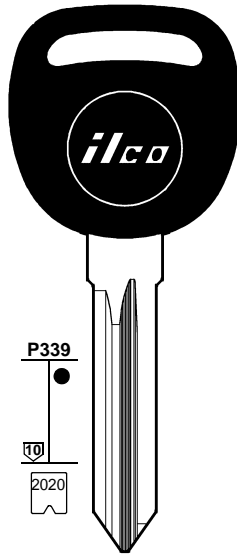
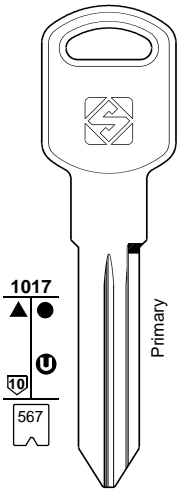
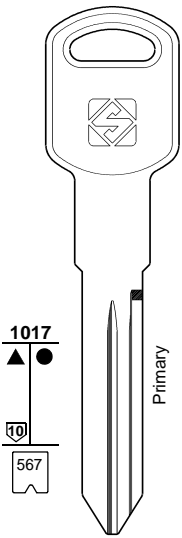
BRIGGS & STRATTON





FOR:  
PER:

# CHEVROLET USA



**GM39**

..... AA00-7T51  
..... S000A-S711K



**GM40**

..... AA00-7T51  
..... S000A-S711K



**B111-PT**

G ..... 0-3631



**DW05T5**

V ..... 1-1200



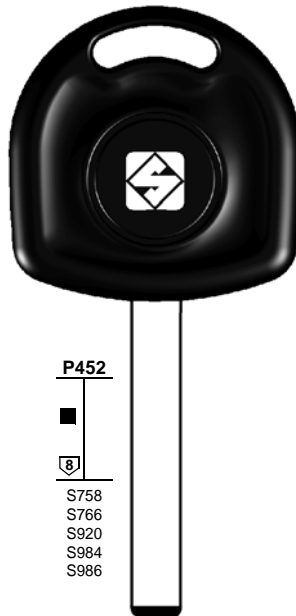
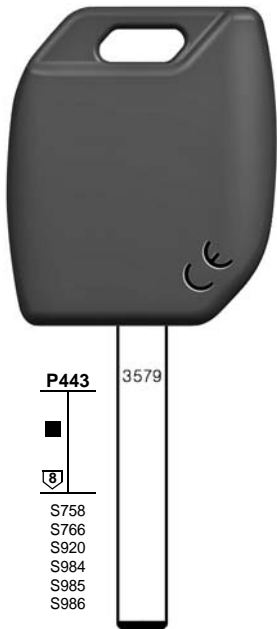
**DW05FH**

T ..... 1-1200  
L ..... 1-1200  
V ..... 1-1200  
V ..... 2001-3200

BRIGGS & STRATTON

FOR:  
PER:

# CHEVROLET USA



**P443**

3579




S758  
S766  
S920  
S984  
S985  
S986

**P452**



S758  
S766  
S920  
S984  
S986



3579

S758  
S766  
S920  
S984  
S985  
S986  
S1283  
S1284



**HU100MH**

Z ..... 1-2000  
Z ..... 2001-4000  
Z ..... 4001-6000



**HU100TE**

Z ..... 1-2000  
Z ..... 2001-4000  
Z ..... 4001-6000



**HU100FH**

Z ..... 1-2000  
Z ..... 2001-4000  
Z ..... 4001-6000  
..... 0001-3679

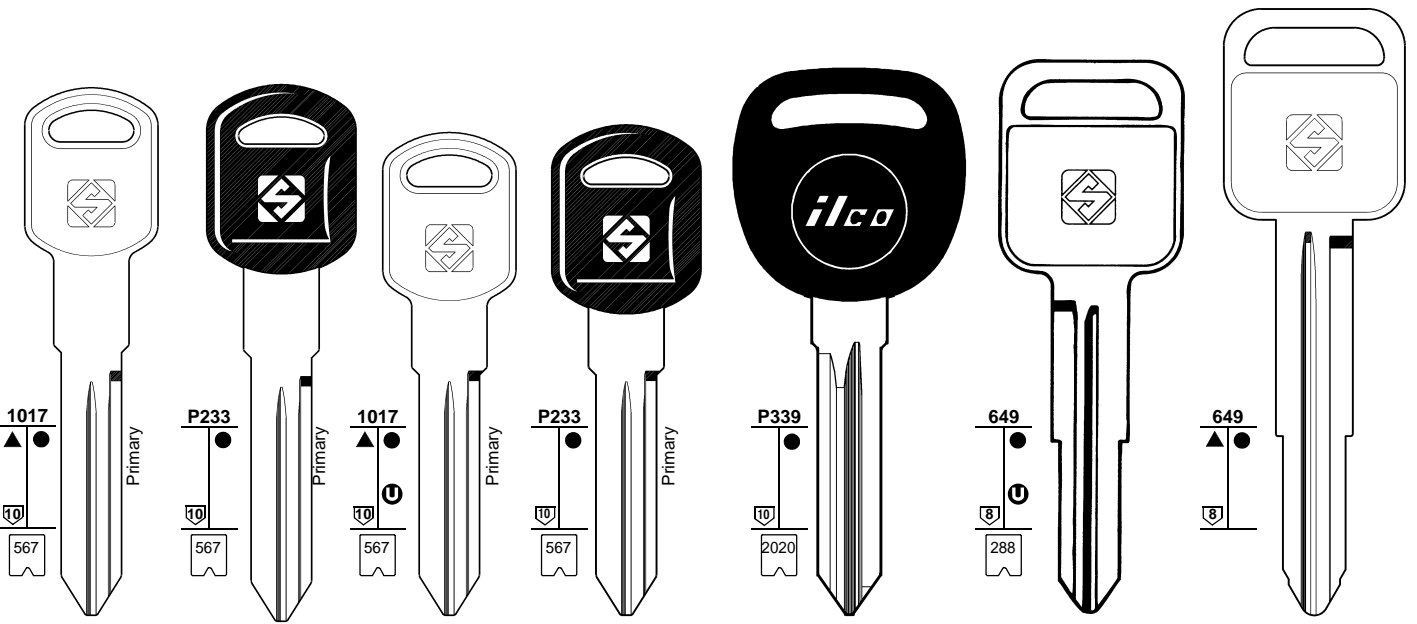
HUF - VALEO

HUF - VALEO



FOR:  
PER:

# CHEVROLET USA



						
<b>GM39</b>	<b>GM39EP</b>	<b>GM40</b>	<b>GM40EP</b>	<b>B111-PT</b>	<b>GM18R</b>	<b>GM19</b>
..... AA00-7T51 ..... S000A-S711K	..... AA00-7T51 ..... S000A-S711K	..... AA00-7T51 ..... S000A-S711K	..... AA00-7T51 ..... S000A-S711K	G ..... 0-3631	..... 18100-19299 ..... 19300-19617	

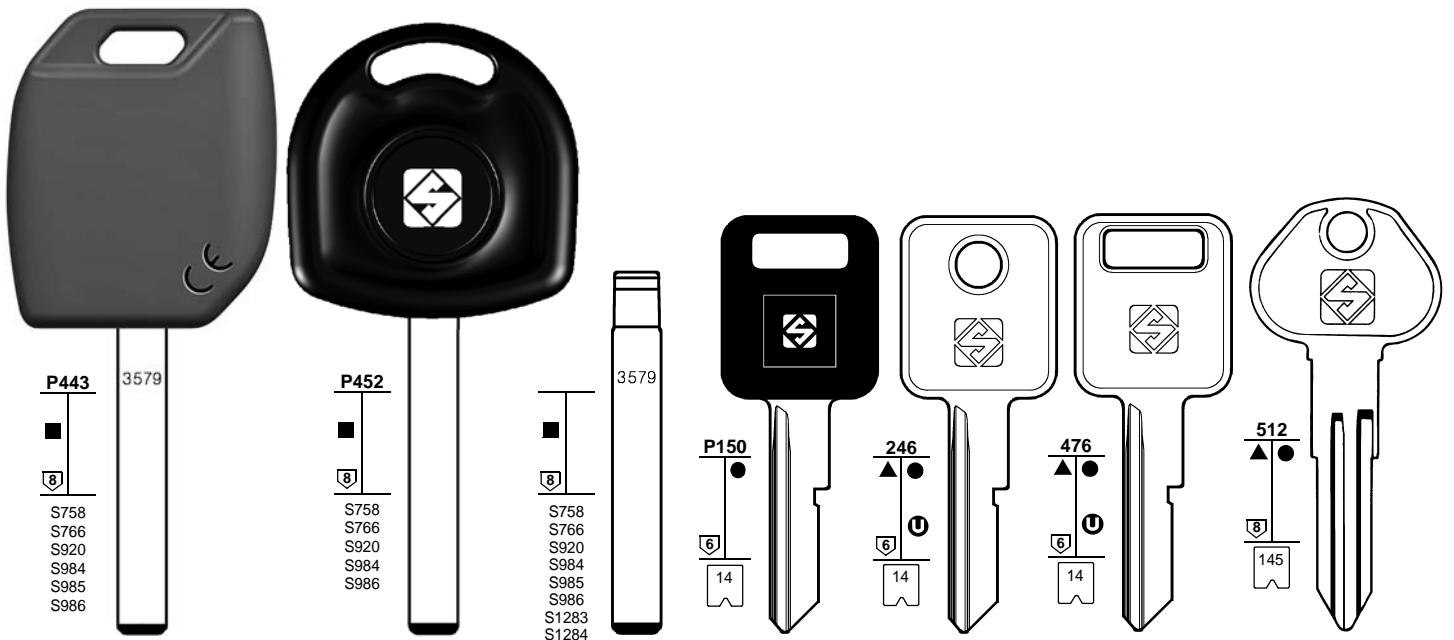
BRIGGS & STRATTON








BRIGGS & STRATTON

BRIGGS & STRATTON

FOR:  
PER:

# CHEVROLET USA



						
<b>HU100MH</b>	<b>HU100TE</b>	<b>HU100FH</b>	<b>GM5CP</b>	<b>GM5</b>	<b>GM5-OR</b>	<b>DAT12R</b>
Z ..... 1-2000 Z ..... 2001-4000 Z ..... 4001-6000	Z ..... 1-2000 Z ..... 2001-4000 Z ..... 4001-6000	Z ..... 1-2000 Z ..... 2001-4000 Z ..... 4001-6000 ..... 0001-3679	E .. J .. 0.00-9.99 .. J .. 0.00-99.9 .. K .. 0.00-9.99 .. K .. 0.00-99.9 N ... 000-999 P ... 000-999	E .. J .. 0.00-9.99 .. J .. 0.00-99.9 .. K .. 0.00-9.99 .. K .. 0.00-99.9 N ... 000-999 P ... 000-999	E .. J .. 0.00-9.99 .. J .. 0.00-99.9 .. K .. 0.00-9.99 .. K .. 0.00-99.9 N ... 000-999 P ... 000-999	S ..... 8001-9000

HUF - VALEO

HUF - VALEO

H ..L.00.0-99.9

H ..L.00.0-99.9

H ..L.00.0-99.9

1	2	2a	3	3a	3b	e1+e2		6	42+71	72	43+44a	12	15	
						<b>GTI COMPATIBLE</b>		<b>IGNITION</b> 						
<b>CAR MAKE MODEL</b>	FROM	TO	SILCA REF.	SILCA REF.	SILCA REF.	COPY	GEN.	TRANSP. TYPE	FAST COPY PLUS RW4 PLUS FAST COPY/RW4	FAST COPY PLUS RW4 PLUS	FAST COPY RW4	STP		

For more info on the uses of car keys, refer to the Silca Electronic Keys Catalogue:

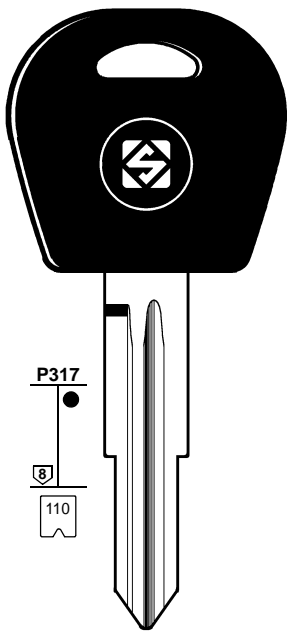


**CHEVROLET USA**

FSR, FRR, FTR	1994	2005	DAT12R										
FSR, FRR, FTR	2006	2007											
HHR	2006	2011	B111-PT					PH / CR2	46				A
IMPALA	2000	2005	GM39										
IMPALA	2006	2013	B111-PT					PH / CR2	46				
IMPALA	2014		HU100MH					PH / CR2	46	Y		P-BOX	
IMPALA	2014							PH / CR2	46				
KODIAK 6	1997	2002	GM5-OR										
KODIAK 6	1997	2002	GM5-OR										
KODIAK 6	1997	2002	GM5CP										
KODIAK 6	1997	2002	GM5CP										
LARGE BLAZER	1996	1997	GM40EP										
LARGE BLAZER	1996	1997	GM39										
LARGE BLAZER	1996	1997	GM39EP										
LARGE BLAZER	1996	1997	GM40										
LARGE PICK UP	1996	1997	GM40EP										
LARGE PICK UP	1996	1997	GM39EP										
LARGE PICK UP	1996	1997	GM40										
LARGE PICK UP	1996	1997	GM39										
LUMINA	1995	2001						VATS SYS.					
MALIBU	2000	2004											
MALIBU	2004	2012	B111-PT					PH / CR2	46				
MALIBU	2013							PH / CR2	46				
MALIBU	2013		HU100MH	HU100TE	HU100FH	Y		PH / CR2	46	Y		P-BOX	
METRO	1998	2001	GM18R										
MONTECARLO	1996	1997						VATS SYS.					
MONTECARLO	2000	2005											
MONTECARLO	2006	2007	B111-PT					PH / CR2	46				
NPR, NRR, W4, W5	1989	2000	GM19										
NQR	2000	2003	GM19										

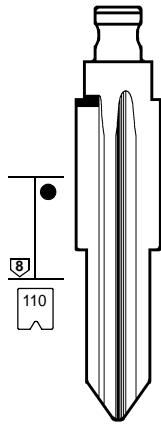
FOR:  
PER:

# CHEVROLET USA



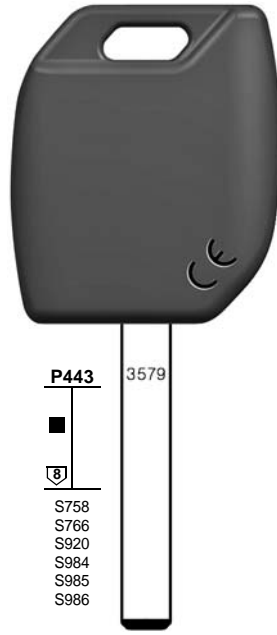
P317  
8  
110

**DWO4RAP**  
J ..... 1-1200  
M ..... 1-1200



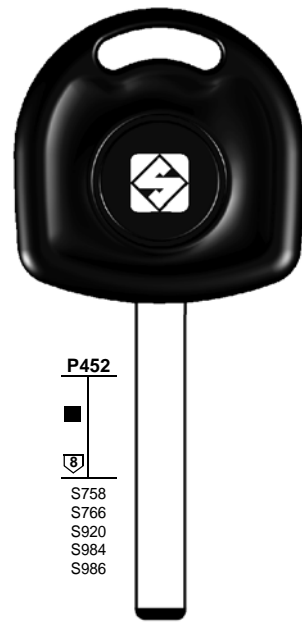
8  
110

**DWO4RFH** **FH FLIP**  
J ..... 1-1200  
T ..... 1-1200  
M ..... 1-1200



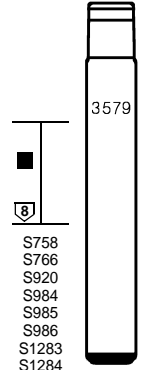
P443 3579  
8  
S758  
S766  
S920  
S984  
S985  
S986

**HU100MH** **MH KEY**  
Z ..... 1-2000  
Z ..... 2001-4000  
Z ..... 4001-6000



P452  
8  
S758  
S766  
S920  
S984  
S986

**HU100TE** **TE KEY**  
Z ..... 1-2000  
Z ..... 2001-4000  
Z ..... 4001-6000



3579  
8  
S758  
S766  
S920  
S984  
S985  
S986  
S1283  
S1284

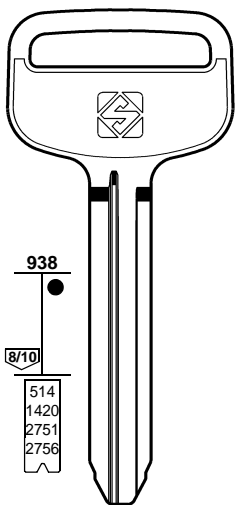
**HU100FH** **FH FLIP**  
Z ..... 1-2000  
Z ..... 2001-4000  
Z ..... 4001-6000  
..... 0001-3679

HUF - VALEO

HUF - VALEO

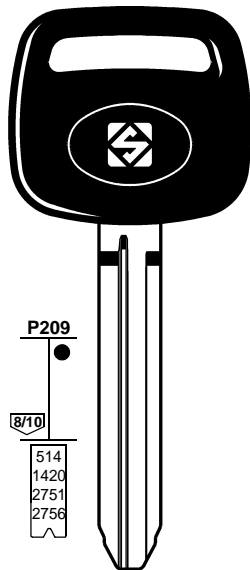
FOR:  
PER:

# CHEVROLET USA



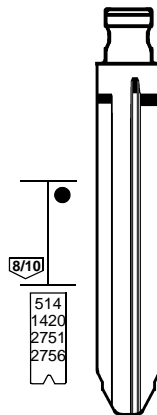
938  
8/10  
514  
1420  
2751  
2756

**TOY43R**  
.....  
10001-15000  
50000-59999  
60000-69999  
70000-75928



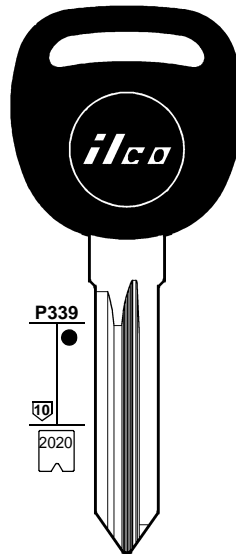
P209  
8/10  
514  
1420  
2751  
2756

**TOY43RP**  
.....  
10001-15000  
50000-59999  
60000-69999  
70000-75928



8/10  
514  
1420  
2751  
2756

**TOY43RFH** **FH FLIP**  
..... 1001-15000  
..... 70000-75928



P339  
10  
2020

**B111-PT**  
G ..... 0-3631



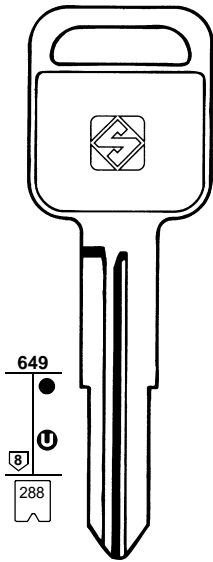
P365  
8  
110

**DWO4CT6**  
J ..... 1-1200  
M ..... 1-1200



FOR:  
PER:

# CHEVROLET USA

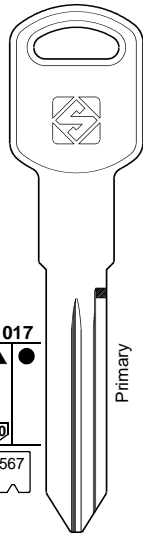


649  
U  
8  
288



**GM18R**

..... 18100-19299  
..... 19300-19617



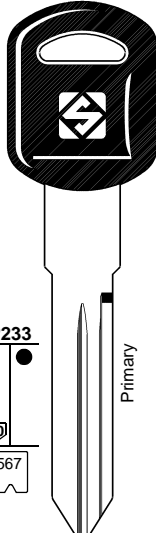
1017  
10  
567

Primary



**GM39**

..... AA00-7T51  
..... S000A-S711K



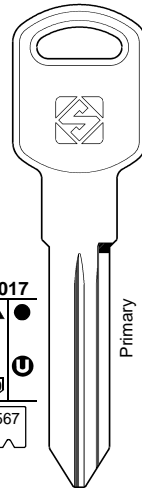
P233  
10  
567

Primary



**GM39EP**

..... AA00-7T51  
..... S000A-S711K



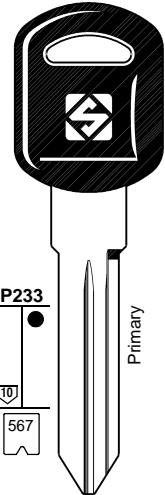
1017  
10  
567

Primary



**GM40**

..... AA00-7T51  
..... S000A-S711K



P233  
10  
567

Primary



**GM40EP**

..... AA00-7T51  
..... S000A-S711K

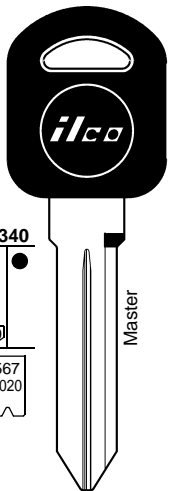
BRIGGS & STRATTON

BRIGGS & STRATTON

BRIGGS & STRATTON

FOR:  
PER:

# CHEVROLET USA



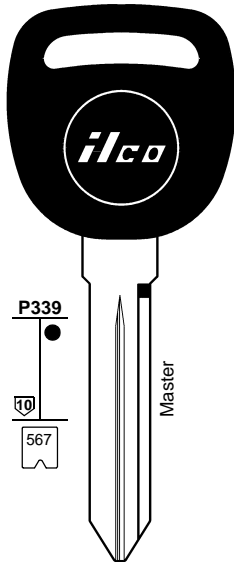
P340  
10  
567  
2020

Master

..... 1-1988  
H..... 1-3988  
O..... 5000-6999  
..... S000A-S711K



**B97-PT**



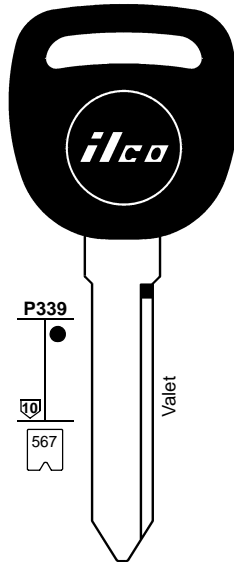
P339  
10  
567

Master

..... 1-1988  
H..... 1-3988  
O..... 5000-6999  
..... S000A-S711K



**B99-PT**



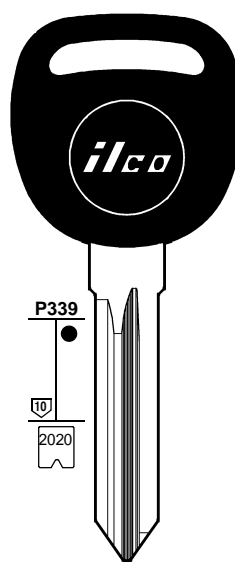
P339  
10  
567

Valet

..... 1-1988  
H..... 1-3988  
O..... 5000-6999  
..... S000A-S711K



**B100-PT**

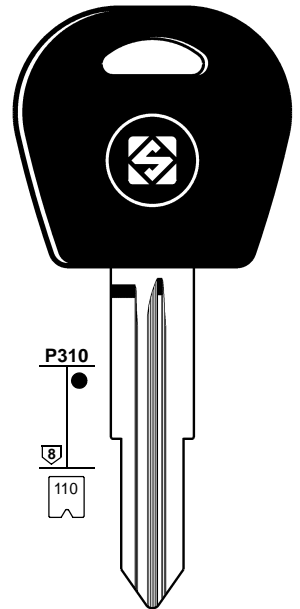


P339  
10  
2020

G..... 0-3631



**B111-PT**



P310  
110

T..... 1-1200





















**DW05RT5**

BRIGGS & STRATTON

BRIGGS & STRATTON



1	2	2a	3	3a	3b	e1+e2		6	42+71	72	43+44a	12	15
						GTI COMPATIBLE		IGNITION   					
CAR MAKE MODEL	FROM	TO	SILCA REF.	SILCA REF.	SILCA REF.	COPY	GEN.	TRANSP. TYPE	FAST COPY PLUS RW4 PLUS FAST COPY/RW4	FAST COPY PLUS RW4 PLUS	FAST COPY RW4	STP	
			 REF.	 TE	 FLIP								
For more info on the uses of car keys, refer to the Silca Electronic Keys Catalogue: 													
CHEVROLET USA													
SUBURBAN	1995	1998	GM40										
SUBURBAN	1999	2006											
SUBURBAN	2007		B111-PT					PH / CR2	46				
S-10 BLAZER	1996	1997	GM39EP										
S-10 BLAZER	1996	1997	GM40										
S-10 BLAZER	1996	1997	GM39										
S-10 BLAZER	1996	1997	GM40EP										
S-10 PICK UP	1995	1998	GM40										
S-10 PICK UP	1995	1998	GM39EP										
S-10 PICK UP	1995	1998	GM39										
S-10 PICK UP	1995	1998	GM40EP										
S-10 PICK UP	1999	2004											
TAHOE	2000	2006	GM40										
TAHOE	2007		B111-PT					PH / CR2	46				A
TRACKER	1998	2004	GM18R										
TRAILBLAZER	2006		B111-PT					PH / CR2	46				
TRAVERSE	2009		B111-PT					PH / CR2	46				
UPLANDER	2005	2005						MEG	13				A
UPLANDER	2005	2006	B97-PT					MEG	13				A
UPLANDER	2005	2006	B97-PT5					MEG	13	Y	Y		
UPLANDER	2007	2008	B99-PT					MEG	13				A
UPLANDER	2007	2008	B100-PT					MEG	13				A
UPLANDER	2007	2008	B99-PT5					MEG	13	Y	Y		
UPLANDER	2007	2008	B100-PT5					MEG	13	Y	Y		
VENTURE	1997	1997	GM39										
VENTURE	1997	1997	GM40										
VENTURE	1997	1997	GM39EP										
VENTURE	1997	1997	GM40EP										
VENTURE	1999	2002	B97-PT					MEG	13				A
VENTURE	1999	2002	B97-PT5					MEG	13	Y	Y		
VENTURE	2003	2005	B97-PT					MEG	13				G
VENTURE	2003	2005	B97-PT5					MEG	13	Y	Y		
VIVANT	2004	2007	DWO5RT5					MEG	13	Y	Y		

FOR:  
PER:

# CHEVROLET USA



P443



S758  
S766  
S920  
S984  
S985  
S986

3579



**HU100MH**

Z . . . . 1-2000  
Z . . . . 2001-4000  
Z . . . . 4001-6000



P452



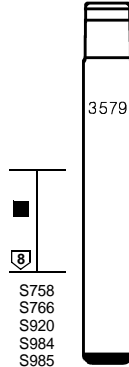
S758  
S766  
S920  
S984  
S986

3579



**HU100TE**

Z . . . . 1-2000  
Z . . . . 2001-4000  
Z . . . . 4001-6000



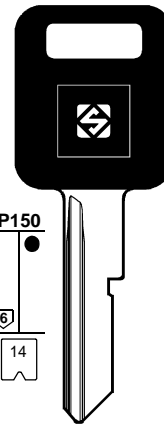
S758  
S766  
S920  
S984  
S985  
S986  
S1283  
S1284

3579



**HU100FH**

Z . . . . 1-2000  
Z . . . . 2001-4000  
Z . . . . 4001-6000  
. . . . . 0001-3679



P150

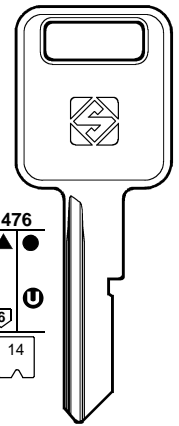


14



**GM5CP**

E  
. . J . . 0.00-9.99  
. . J . . 00.0-99.9  
. . K . . 0.00-9.99  
. . K . . 00.0-99.9  
N . . . . 000-999  
P . . . . 000-999  
H . . L.00.0-99.9



476



14



**GM5-OR**

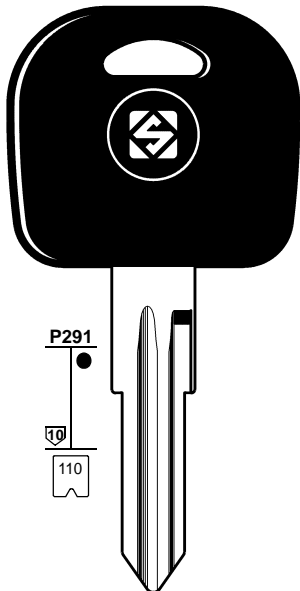
E  
. . J . . 0.00-9.99  
. . J . . 00.0-99.9  
. . K . . 0.00-9.99  
. . K . . 00.0-99.9  
N . . . . 000-999  
P . . . . 000-999  
H . . L.00.0-99.9

HUF - VALEO

HUF - VALEO

FOR:  
PER:

# CHEVROLET-DAEWOO



P291



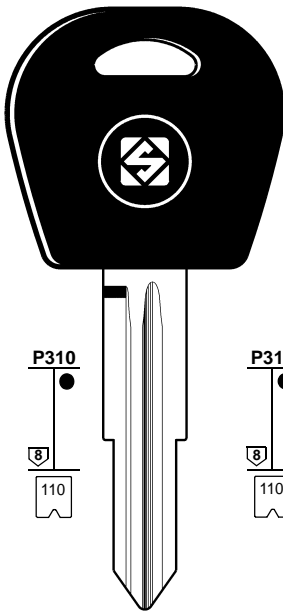
110



**HU46AT5**

S . . . . 5298-6300

HUF



P310

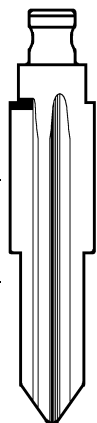


110



**DWO4RT6**

J . . . . 1-1200



P310

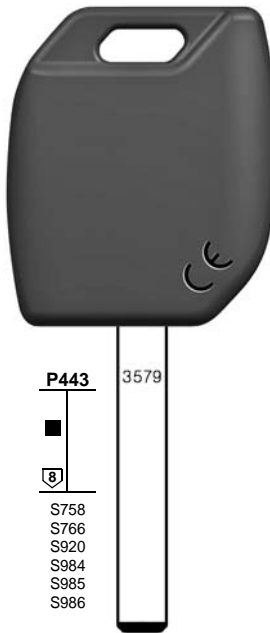


110



**DWO4RFH**

J . . . . 1-1200  
T . . . . 1-1200  
M . . . . 1-1200



P443



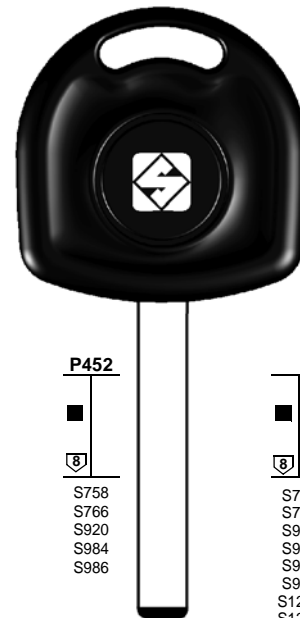
S758  
S766  
S920  
S984  
S985  
S986

3579



**HU100MH**

Z . . . . 1-2000  
Z . . . . 2001-4000  
Z . . . . 4001-6000



P452



S758  
S766  
S920  
S984  
S986



**HU100TE**

Z . . . . 1-2000  
Z . . . . 2001-4000  
Z . . . . 4001-6000



3579



**HU100FH**

Z . . . . 1-2000  
Z . . . . 2001-4000  
Z . . . . 4001-6000  
. . . . . 0001-3679

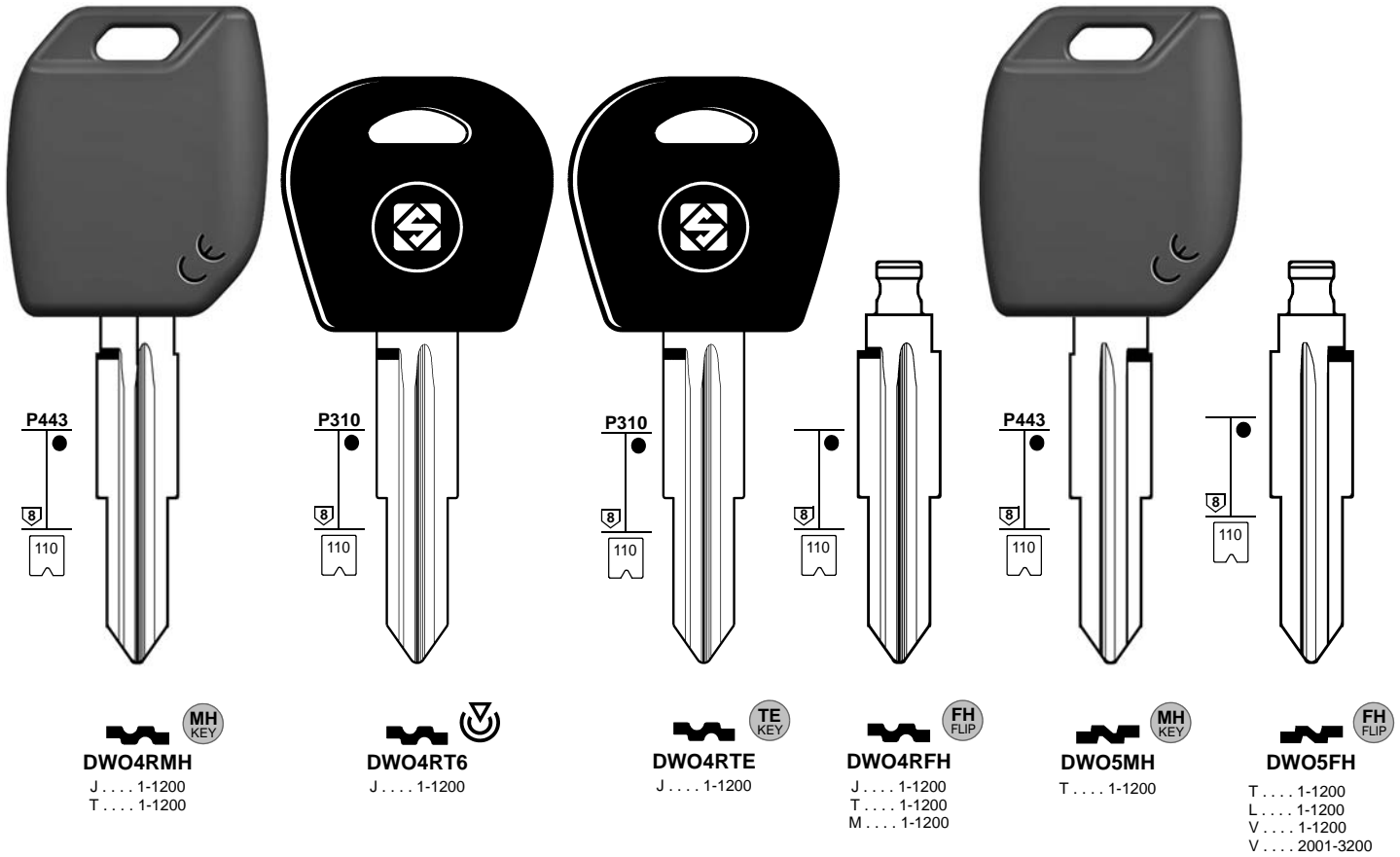
HUF - VALEO

HUF - VALEO



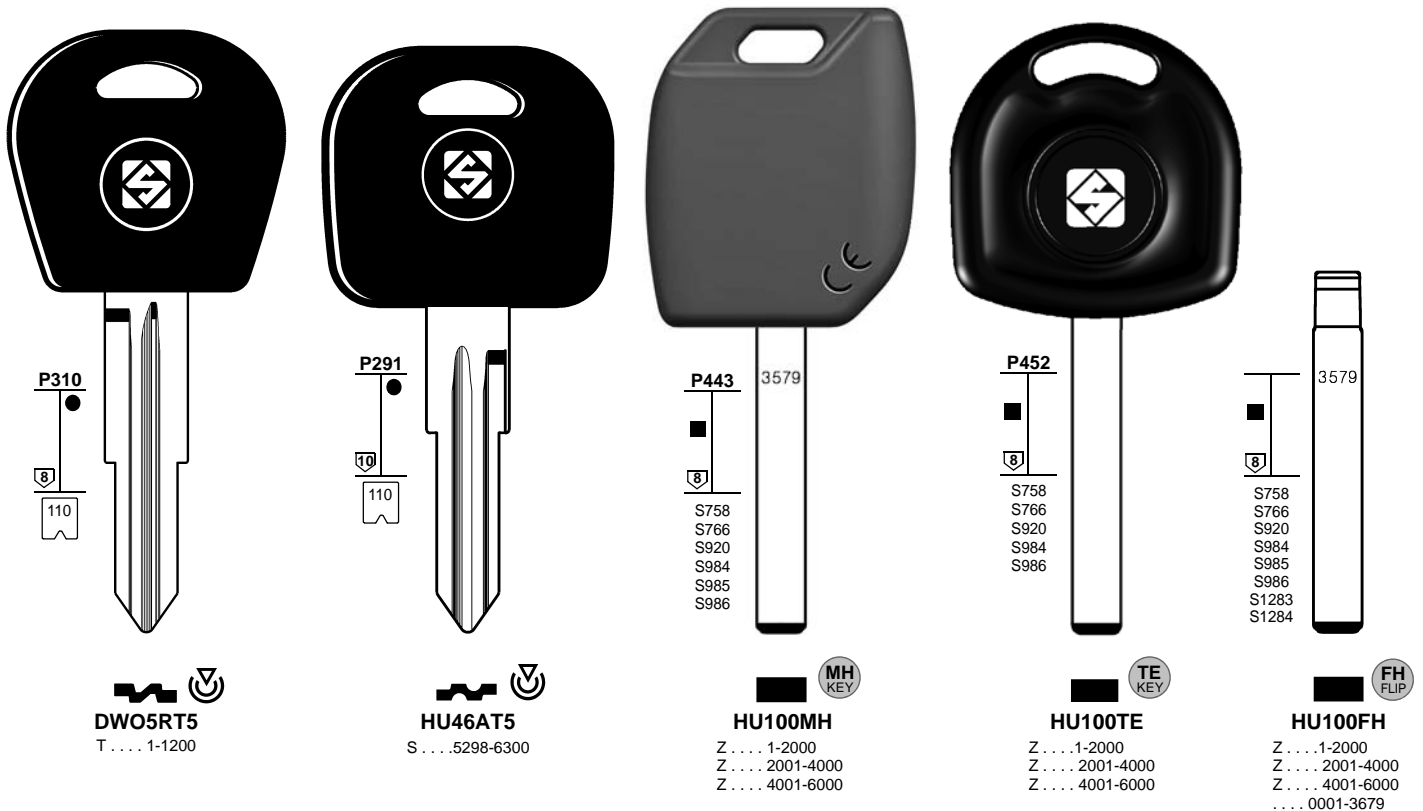
FOR:  
PER:

# CHEVROLET-DAEWOO



FOR:  
PER:

# CHEVROLET-DAEWOO



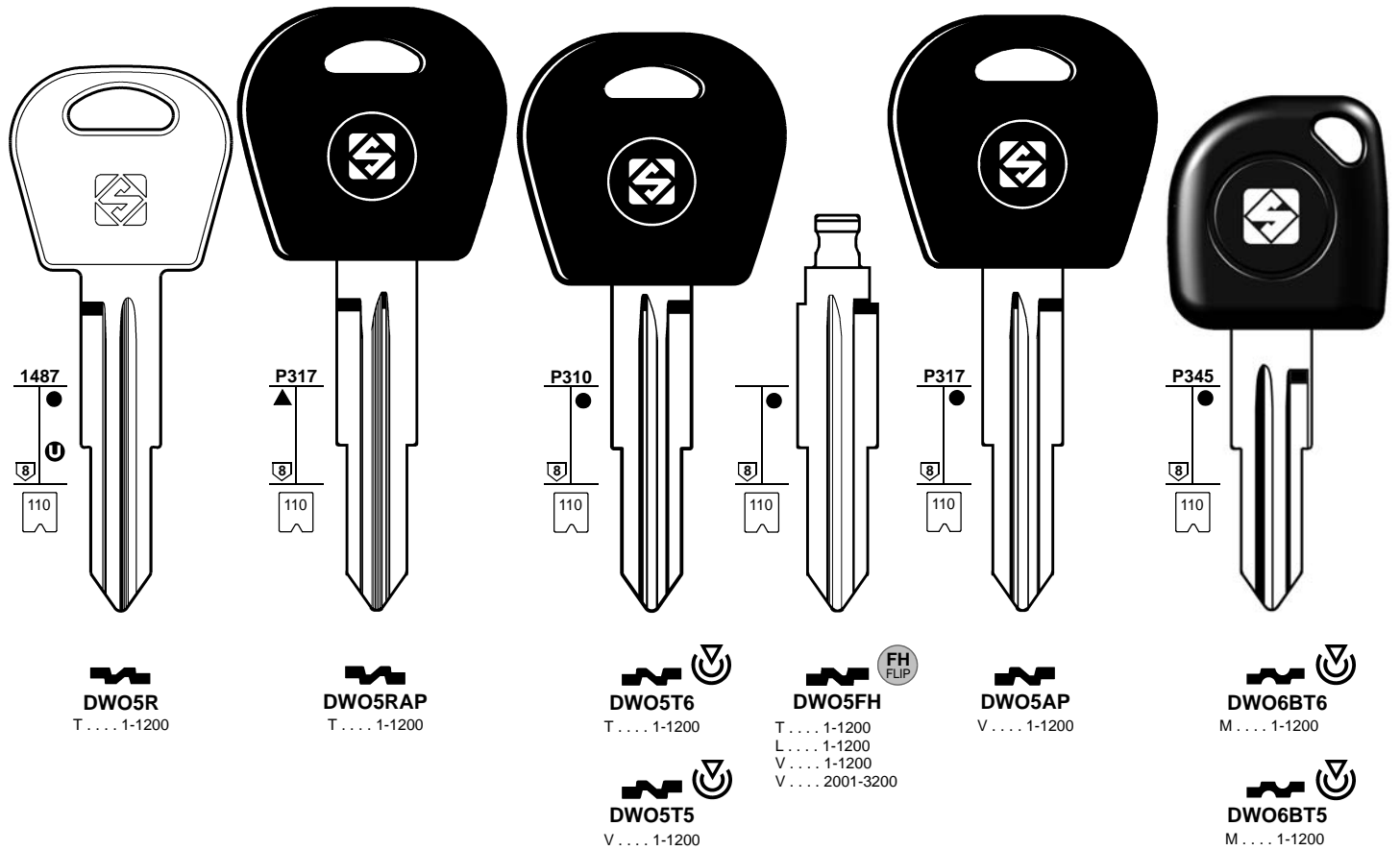
HUF - VALEO

HUF - VALEO

1	2	2a	3	3a	3b	e1+e2	6	42+71	72	43+44a	12	15
						<b>GTI COMPATIBLE</b>	<b>IGNITION</b> 					
CAR MAKE MODEL	FROM	TO	SILCA REF.	SILCA REF.	SILCA REF.	COPY	GEN.	TRANSP. TYPE	FAST COPY PLUS RW4 PLUS FAST COPY/RW4	FAST COPY PLUS RW4 PLUS	FAST COPY RW4	STP
For more info on the uses of car keys, refer to the Silca Electronic Keys Catalogue:												
CHEVROLET-DAEWOO												
CAPTIVA	2006							PH / CR2	46			
CAPTIVA	2006		DWO5MH		DWO5FH	Y		PH / CR2	46	Y	P-BOX	
CRUZE	2009							PH / CR2	46			
CRUZE	2009		HU100MH	HU100TE	HU100FH	Y		PH / CR2	46	Y	P-BOX	
EPICA	2006							TEX / CR	60			
EPICA	2006		DWO5MH		DWO5FH	Y	Y	TEX / CR	60	Y	P-BOX	
EPICA	2008							TEX / CR	XX			
EPICA	2008		DWO5MH		DWO5FH	Y		TEX / CR	XX	Y	P-BOX	
ESPERO	1995	1997	HU46AT5					MEG	13	Y	Y	M-V
EVANDA	2003	2006						TEX / CR	60			
EVANDA	2003	2006	DWO5MH		DWO5FH	Y	Y	TEX / CR	60	Y	P-BOX	
KALOS	2002	2006	DWO4RT6		DWO4RFH			MEG / CR	48-A			
KALOS	2002	2006						MEG / CR	48-A	Y	Y	
LACETTI	2002	2004	DWO4RT6		DWO4RFH			MEG / CR	48-A			
LACETTI	2002	2004						MEG / CR	48-A	Y	Y	
LACETTI	2004	2009						TEX / CR	60			
LACETTI	2004	2009	DWO4RMH	DWO4RTE	DWO4RFH	Y	Y	TEX / CR	60	Y	P-BOX	
LANOS	1997	2002	DWO5RT5					MEG	13	Y	Y	M-V

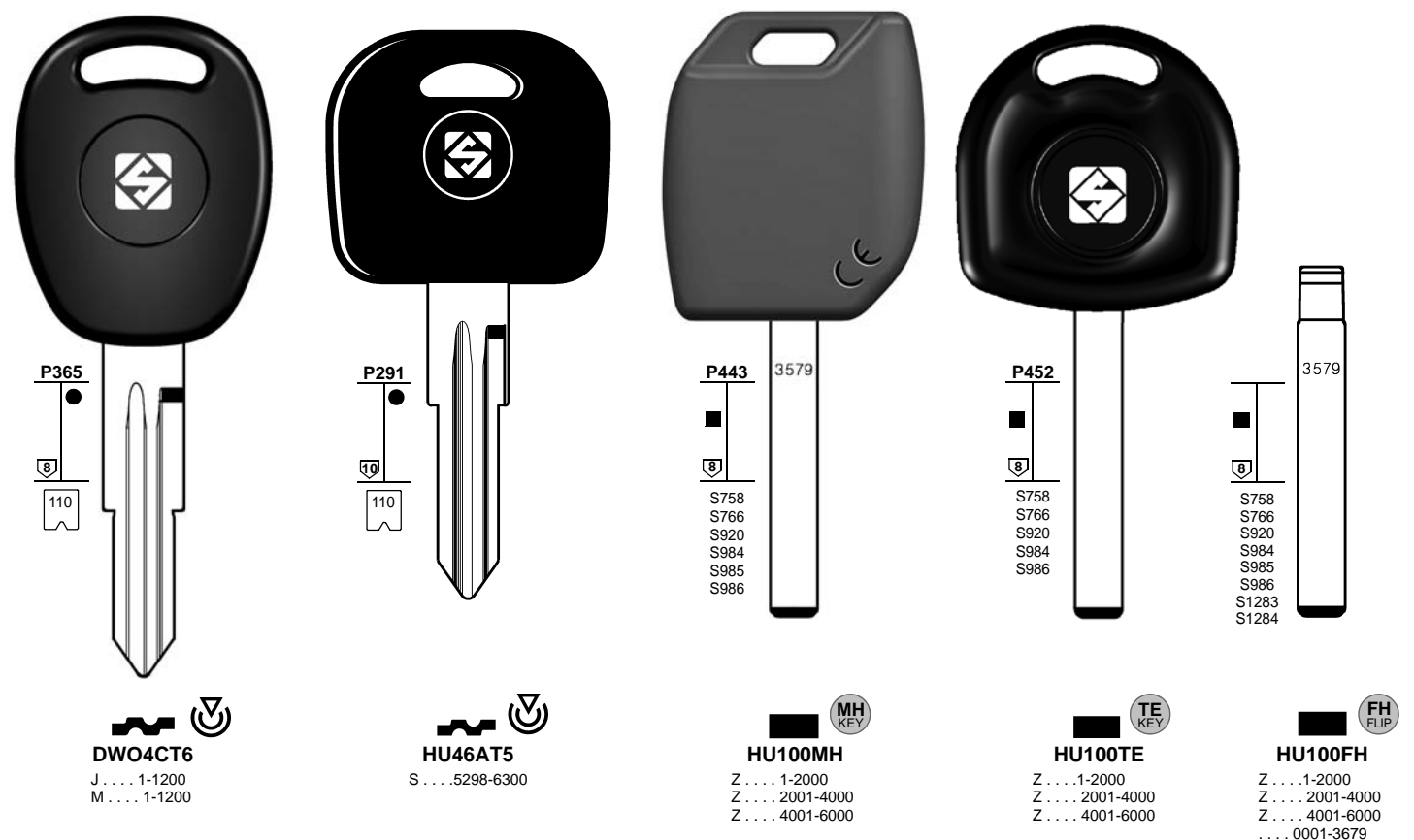
FOR:  
PER:

# CHEVROLET-DAEWOO


















FOR:  
PER:

# CHEVROLET-DAEWOO



VALEO

VALEO

1	2	2a	3	3a	3b	e1+e2	6	42+71	72	43+44a	12	15	
						<b>GTI COMPATIBLE</b>		<b>IGNITION</b> 					
<b>CAR MAKE MODEL</b>	<b>FROM</b>	<b>TO</b>	<b>SILCA REF.</b>	<b>SILCA REF.</b>	<b>SILCA REF.</b>	<b>COPY</b>	<b>GEN.</b>	<b>TRANSP. TYPE</b>	<b>FAST COPY PLUS RW4 PLUS FAST COPY/RW4</b>	<b>FAST COPY PLUS RW4 PLUS</b>	<b>FAST COPY RW4</b>	<b>STP</b>	
													

For more info on the uses of car keys, refer to the Silca Electronic Keys Catalogue:



**CHEVROLET-DAEWOO**

LANOS	1997	2002	DWO5R											
LANOS	1997	2002	DWO5RAP											
LANOS	2002	2004						MEG / CR	48-A	Y	Y			
LEGANZA	1997	2000	DWO5T5		DWO5FH			MEG	13	Y	Y	M-V		
LEGANZA	1997	2000	DWO5AP		DWO5FH									
LEGANZA	2000	2008	DWO5T6		DWO5FH			MEG / CR	48-A					
LEGANZA	2000	2008						MEG / CR	48-A	Y	Y			
LEGANZA (USA)	2001	2004	DWO5T5		DWO5FH			MEG	13	Y	Y			
MALIBU	2012							PH / CR2	46					
MALIBU	2012		HU100MH	HU100TE	HU100FH	Y		PH / CR2	46	Y	P-BOX			
MATIZ	1998	2000	DWO6BT5					MEG	13	Y	Y	M-V		
MATIZ	2001	2005	DWO6BT6					MEG / CR	48-A					
MATIZ	2001	2005						MEG / CR	48-A	Y	Y			
MATIZ	2006		DWO4CT6					MEG / CR	48-A					
MATIZ	2006							MEG / CR	48-A	Y	Y			
NEXIA	1995	1997	HU46AT5					MEG	13	Y	Y	M-V		

FOR:  
PER:

# CHEVROLET-DAEWOO

**DWO4R**  
J . . . . 1-1200

**DWO4RAP**  
J . . . . 1-1200  
M . . . . 1-1200

**DWO4RT6**  
J . . . . 1-1200

**DWO4RT5**  
J . . . . 1-1200

**DWO4RT7E**  
J . . . . 1-1200

**DWO4RMH**  
J . . . . 1-1200  
T . . . . 1-1200

FOR:  
PER:

# CHEVROLET-DAEWOO

**DWO4RFH**  
J . . . . 1-1200  
T . . . . 1-1200

**DWO4CT6**  
J . . . . 1-1200  
M . . . . 1-1200

**DWO7BP**

**HU100MH**  
Z . . . . 1-2000  
Z . . . . 2001-4000  
Z . . . . 4001-6000
















**HU100TE**  
Z . . . . 1-2000  
Z . . . . 2001-4000  
Z . . . . 4001-6000

**HU100FH**  
Z . . . . 1-2000  
Z . . . . 2001-4000  
Z . . . . 4001-6000  
. . . . 0001-3679

HUF - VALEO

HUF - VALEO



1	2	2a	3	3a	3b	e1+e2		6	42+71	72	43+44a	12	15
						GTI COMPATIBLE		IGNITION					
CAR MAKE MODEL	FROM	TO	SILCA REF.	SILCA REF.	SILCA REF.	COPY	GEN.	TRANSP. TYPE	FAST COPY PLUS RW4 PLUS FAST COPY/RW4	FAST COPY PLUS RW4 PLUS	FAST COPY RW4	STP	
													
For more info on the uses of car keys, refer to the Silca Electronic Keys Catalogue: 													
CHEVROLET-DAEWOO													
NUBIRA	1997	2000	DWO4RT5		DWO4RFH			MEG	13	Y	Y	M-V	
NUBIRA	1997	2000	DWO4R		DWO4RFH								
NUBIRA	1997	2000	DWO4RAP		DWO4RFH								
NUBIRA	2000	2002	DWO4RT6		DWO4RFH			MEG / CR	48-A				
NUBIRA	2000	2002						MEG / CR	48-A	Y	Y		
NUBIRA	2002	2006	DWO4CT6					MEG / CR	48-A				
NUBIRA	2002	2006						MEG / CR	48-A	Y	Y		
NUBIRA SW	2004	2009						TEX / CR	60				
NUBIRA SW	2004	2009	DWO4RMH	DWO4RTE	DWO4RFH	Y	Y	TEX / CR	60	Y	P-BOX		
ORLANDO	2011							PH / CR2	46				
ORLANDO	2011		HU100MH	HU100TE	HU100FH	Y		PH / CR2	46	Y	P-BOX		
SPARK	2009							SOK / CR	8E				
TACUMA	2000	2008	DWO4RT6		DWO4RFH			MEG / CR	48-A				
TACUMA	2000	2002	DWO4R		DWO4RFH								
TACUMA	2000	2008						MEG / CR	48-A	Y	Y		
TRAX	2013							PH / CR2	46				
TRAX	2013		HU100MH	HU100TE	HU100FH	Y		PH / CR2	46	Y	P-BOX		
VOLT	2012							PH / CR2	46				
VOLT	2012		HU100MH	HU100TE	HU100FH	Y		PH / CR2	46	Y	P-BOX		
SOME MOLDELS	2002		DWO7BP										

FOR:  
PER:

# CHRYSLER

<b>P135</b> ▲ ● 7 537 745	<b>1128</b> ● U 7/8 537 745	<b>P270</b> ● 7/8 537 745	<b>P462</b> ● 7/8 537 745	<b>P443</b> ● 7/8 537 745	● 7/8 537 745
<b>CY22P</b> M . . . . 1-2618 FL . . . . 1-262 L . . . . 1-3580	<b>CY24</b> L . . . . 1-3580 M . . . . 1-2618	<b>CY24BP</b> L . . . . 1-3580 M . . . . 1-2618	<b>CY24TE</b> <b>TE KEY</b> L . . . . 1-3580 M . . . . 1-2618	<b>CY24MH</b> <b>MH KEY</b> L . . . . 1-3580 M . . . . 1-2618	<b>CY24FH</b> <b>FH FLIP</b> L . . . . 1-3580 M . . . . 1-2618 FT . . . . 1001-3000

FOR:  
PER:

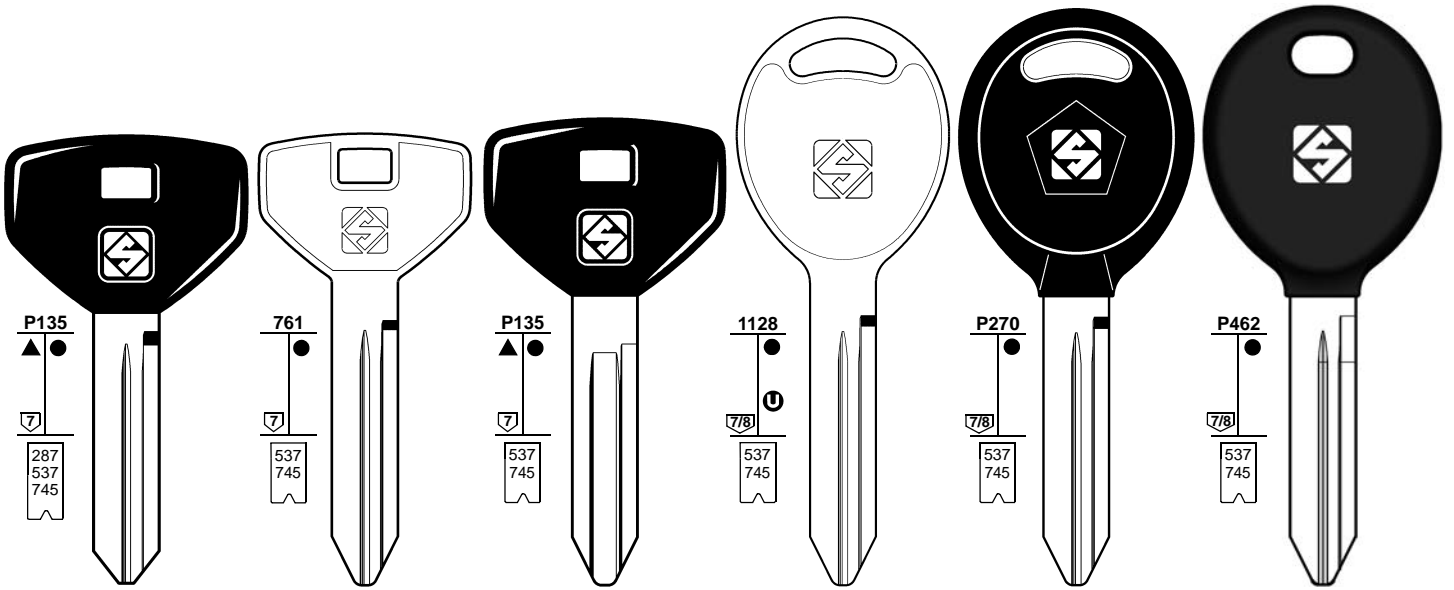
# CHRYSLER

<b>P337</b> ● 7/8 537 745	<b>P337</b> ● 8 754	<b>P337</b> ● 7/8 537 745	<b>P442</b> ● 7/8 537 745
<b>Y160-PT</b> L . . . . 1-3580 M . . . . 1-2618	<b>Y162-PT</b> M . . . . 1-2618	<b>Y164-PT</b> L . . . . 1-3580 M . . . . 1-2618	<b>EK3P-Y170</b> L . . . . 1-3580 M . . . . 1-2618

1	2	2a	3	3a	3b	e1+e2		6	42+71	72	43+44a	12	15
						GTI COMPATIBLE		IGNITION					
CAR MAKE MODEL	FROM	TO	SILCA REF.	SILCA REF.	SILCA REF.	COPY	GEN.	TRANSP. TYPE	FAST COPY PLUS RW4 PLUS FAST COPY/RW4	FAST COPY PLUS RW4 PLUS	FAST COPY RW4	STP	
For more info on the uses of car keys, refer to the Silca Electronic Keys Catalogue:													
<b>CHRYSLER</b>													
200	2011		Y164-PT					PH / CR2	46				
200	2011		CY24MH	CY24TE	CY24FH	Y	Y	PH / CR2	46	Y	P-BOX		
300	1998	2004	CY24MH	CY24TE	CY24FH	Y	Y	TEX / CR	64	Y	P-BOX		
300	1999	2004	Y160-PT					TEX / CR	64				F
300	2005	2008	Y164-PT					PH / CR2	46				F
300	2005	2008	CY24MH	CY24TE	CY24FH	Y	Y	PH / CR2	46	Y	P-BOX		
300	2008	2011						PH / CR2	46				
300	2008		EK3P-Y170					PH / CR2	46	Y	P-BOX		
300	2012		SMARTKEY					PH / CR2	46				
ASPEN	2007	2009	Y164-PT					PH / CR2	46				F
ASPEN	2007	2009	CY24MH	CY24TE	CY24FH	Y	Y	PH / CR2	46	Y	P-BOX		
CIRRUS	1999	2000	Y160-PT					TEX / CR	64				F
CIRRUS	1999	2000	CY24MH	CY24TE	CY24FH	Y	Y	TEX / CR	64	Y	P-BOX		
CIRRUS Convertible	2001	2002	Y160-PT					TEX / CR	64				F
CIRRUS Convertible	2001	2002	CY24MH	CY24TE	CY24FH	Y	Y	TEX / CR	64	Y	P-BOX		
CIRRUS SEDAN	2001	2002	Y160-PT					TEX / CR	64				F
CIRRUS SEDAN	2001	2002	CY24MH	CY24TE	CY24FH	Y	Y	TEX / CR	64	Y	P-BOX		
CONCORDE	1998	2004	Y160-PT					TEX / CR	64				F
CONCORDE	1998	2004	CY24MH	CY24TE	CY24FH	Y	Y	TEX / CR	64	Y	P-BOX		
CROSSFIRE	2003	2007						PH	33				
GRAND VOYAGER	1996	1997	CY24BP										
GRAND VOYAGER	1996	1997	CY24										
LHS	1999	2001	Y160-PT					TEX / CR	64				F
LHS	1999	2001	CY24MH	CY24TE	CY24FH	Y	Y	TEX / CR	64	Y	P-BOX		
NEON	2000	2005	Y160-PT					TEX / CR	64				F
NEON	2000	2005	CY24MH	CY24TE	CY24FH	Y	Y	TEX / CR	64	Y	P-BOX		
NEW YORKER	1998	2001	CY24MH	CY24TE	CY24FH	Y	Y	TEX / CR	64	Y	P-BOX		
NEW YORKER	1999	2004	Y160-PT					TEX / CR	64				F
PACIFICA	2004	2008	Y164-PT					PH / CR2	46				
PACIFICA	2004	2008	CY24MH	CY24TE	CY24FH	Y	Y	PH / CR2	46	Y	P-BOX		
PROWLER	2001	2002	CY22P										
PT CRUISER	2001	2005	Y160-PT					TEX / CR	64				F
PT CRUISER	2001	2005	CY24MH	CY24TE	CY24FH	Y	Y	TEX / CR	64	Y	P-BOX		
PT CRUISER	2006	2011	Y164-PT					PH / CR2	46				
PT CRUISER	2006	2011	CY24MH	CY24TE	CY24FH	Y	Y	PH / CR2	46	Y	P-BOX		
PT CRUISER LE	2001	2005	Y160-PT					TEX / CR	64				F
PT CRUISER LE	2001	2005	CY24MH	CY24TE	CY24FH	Y	Y	TEX / CR	64	Y	P-BOX		
SEBRING	2007	2011	Y164-PT					PH / CR2	46				
SEBRING	2007	2011	CY24MH	CY24TE	CY24FH	Y	Y	PH / CR2	46	Y	P-BOX		
SEBRING CONVERT	2001	2006	Y160-PT					TEX / CR	64				F
SEBRING CONVERT	2001	2006	CY24MH	CY24TE	CY24FH	Y	Y	TEX / CR	64	Y	P-BOX		
SEBRING CONVERT	2007	2011	Y164-PT					PH / CR2	46				
SEBRING CONVERT	2007	2011	CY24MH	CY24TE	CY24FH	Y	Y	PH / CR2	46	Y	P-BOX		
Sebring Coupè	2001	2005	Y162-PT					TEX / CR	60				
SEBRING SEDAN	1998	2006	Y160-PT					TEX / CR	64				F
SEBRING SEDAN	1999	2006	CY24MH	CY24TE	CY24FH	Y	Y	TEX / CR	64	Y	P-BOX		

FOR:  
PER:

# CHRYSLER



**CY19P**  
J . . . . 1-3580

**CY16P**  
F . . . . 0-1394  
G . . . . 0-1394  
M . . . . 1-2618  
L . . . . 1-3580

**CY23**  
M . . . . 1-2618  
L . . . . 1-3580

**CY22P**  
M . . . . 1-2618  
FL . . . 1-262  
L . . . . 1-3580

**CY24**  
L . . . . 1-3580  
M . . . . 1-2618

**CY24BP**  
L . . . . 1-3580  
M . . . . 1-2618

**CY24TE** TE KEY  
L . . . . 1-3580  
M . . . . 1-2618

FOR:  
PER:

# CHRYSLER



**CY24FH** FH FLIP  
L . . . . 1-3580  
M . . . . 1-2618  
FT . . . 1001-3000

**CY24MH** MH KEY  
L . . . . 1-3580  
M . . . . 1-2618


























**Y160-PT**  
L . . . . 1-3580  
M . . . . 1-2618

**Y162-PT**  
M . . . . 1-2618

**Y164-PT**  
L . . . . 1-3580  
M . . . . 1-2618

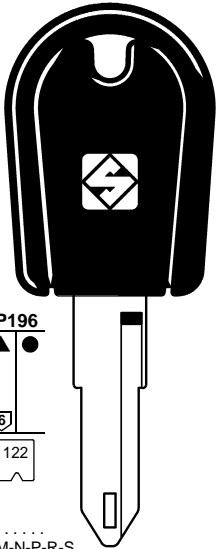
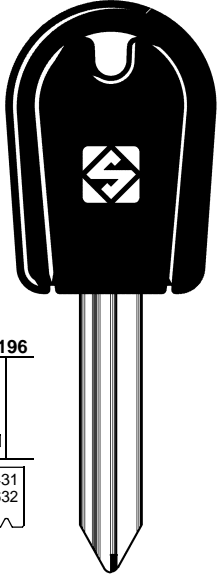
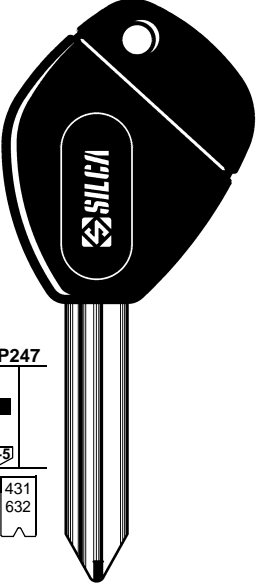
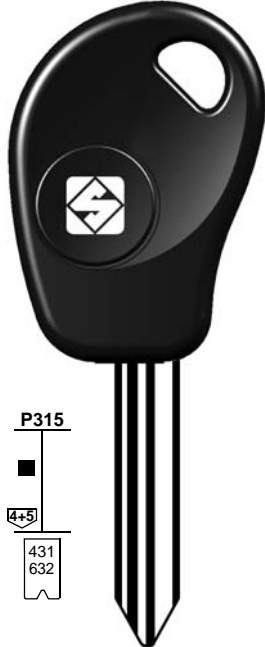
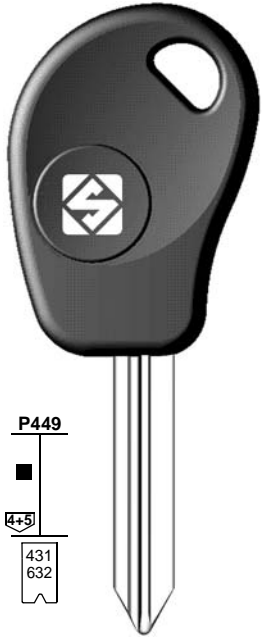






**EK3P-Y170**  
L . . . . 1-3580  
M . . . . 1-2618

MITSUBISHI

1	2	2a	3	3a	3b	e1+e2	6	42+71	72	43+44a	12	15	
						<b>GTI COMPATIBLE</b>	<b>IGNITION</b>   						
<b>CAR MAKE MODEL</b>	FROM	TO	SILCA REF.	SILCA REF.	SILCA REF.	COPY	GEN.	TRANSP. TYPE	FAST COPY PLUS RW4 PLUS FAST COPY/RW4	FAST COPY PLUS RW4 PLUS	FAST COPY RW4	STP	
													
For more info on the uses of car keys, refer to the Silca Electronic Keys Catalogue:													
<b>CHRYSLER</b>													
<b>STRATUS</b>	1995	1999	<b>CY22P</b>										
<b>STRATUS</b>	1995	1999	<b>CY22P</b>										
<b>STRATUS</b>	1995	1999											
<b>STRATUS</b>	1995	1999											
<b>STRATUS</b>	1995	1999	<b>CY23</b>										
<b>STRATUS</b>	1995	1999	<b>CY23</b>										
<b>STRATUS</b>	1998	2006	<b>Y160-PT</b>					TEX / CR	64				F
<b>STRATUS</b>	1998	2006	<b>CY24MH</b>	<b>CY24TE</b>	<b>CY24FH</b>	Y	Y	TEX / CR	64	Y	P-BOX		
<b>STRATUS 2 DR.</b>	2001	2005	<b>Y162-PT</b>					TEX / CR	60				
<b>TOWN &amp; COUNTRY</b>	2001	2004	<b>Y160-PT</b>					TEX / CR	64				F
<b>TOWN &amp; COUNTRY</b>	2001	2004	<b>CY24MH</b>	<b>CY24TE</b>	<b>CY24FH</b>	Y	Y	TEX / CR	64	Y	P-BOX		
<b>TOWN &amp; COUNTRY</b>	2004	2007	<b>Y164-PT</b>					PH / CR2	46				
<b>TOWN &amp; COUNTRY</b>	2004	2007	<b>CY24MH</b>	<b>CY24TE</b>	<b>CY24FH</b>	Y	Y	PH / CR2	46	Y	P-BOX		
<b>TOWN &amp; COUNTRY</b>	2008							PH / CR2	46				
<b>TOWN &amp; COUNTRY</b>	2008		<b>EK3P-Y170</b>					PH / CR2	46	Y	P-BOX		
<b>VIPER</b>	1992	1992	<b>CY16P</b>										
<b>VIPER</b>	1993	1993	<b>CY19P</b>										
<b>VIPER</b>	1994	2002	<b>CY22P</b>										
<b>VIPER</b>	2003	2006	<b>CY24BP</b>										
<b>VISION</b>	1995	1998	<b>CY22P</b>										
<b>VISION</b>	1995	1998	<b>CY23</b>										
<b>VISION</b>	1995	1998	<b>CY23</b>										
<b>VISION</b>	1998		<b>Y160-PT</b>					TEX / CR	64				
<b>VISION</b>	1998		<b>CY24MH</b>	<b>CY24TE</b>	<b>CY24FH</b>	Y	Y	TEX / CR	64	Y	P-BOX		
<b>VOYAGER</b>	1995	1998	<b>CY22P</b>										
<b>VOYAGER</b>	1995	1998	<b>CY22P</b>										
<b>VOYAGER</b>	1995	1998											
<b>VOYAGER</b>	1995	1998											
<b>VOYAGER</b>	1995	1998	<b>CY23</b>										
<b>VOYAGER</b>	1998	2003	<b>Y160-PT</b>					TEX / CR	64				F
<b>VOYAGER</b>	1998	2003	<b>CY24MH</b>	<b>CY24TE</b>	<b>CY24FH</b>	Y	Y	TEX / CR	64	Y	P-BOX		
<b>VOYAGER</b>	2004	2007	<b>Y164-PT</b>					PH / CR2	46				
<b>VOYAGER</b>	2004	2007	<b>CY24MH</b>	<b>CY24TE</b>	<b>CY24FH</b>	Y	Y	PH / CR2	46	Y	P-BOX		
<b>VOYAGER</b>	2008		<b>EK3P-Y170</b>					PH / CR2	46	Y	P-BOX		
<b>VOYAGER</b>	2008							PH / CR2	46				F
<b>SOME MODELS</b>	1996	1997	<b>CY24</b>										
<b>SOME MODELS</b>	1996	1997	<b>CY24BP</b>										

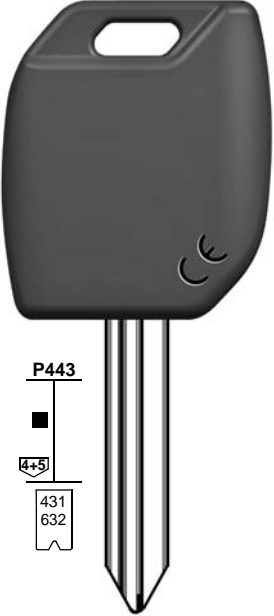
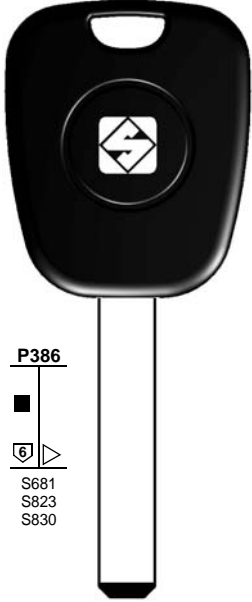
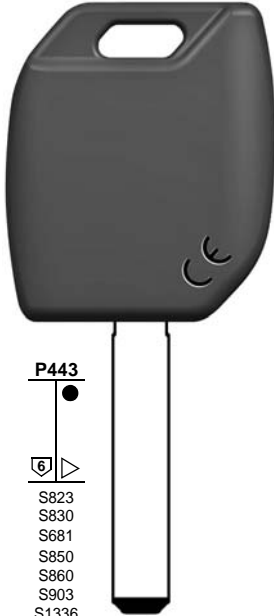
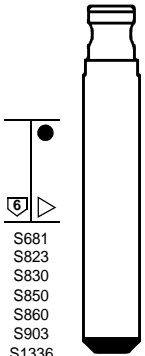




FOR:  
PER:

# CITROËN

 <p><b>P196</b> ▲ ● 6 122</p> <p>..... M-N-P-R-S</p>	 <p><b>P196</b> ■ 4+5 431 632</p> <p>..... 0111111-628888 ..... H 0111111-628888</p> <p>63/99 ..... 1-2-4-6-8 63/99 ..... H 1-2-4-6-8</p>	 <p><b>P247</b> ■ 4+5 431 632</p> <p>..... 0111111-628888 ..... H 0111111-628888</p> <p>63/99 ..... 1-2-4-6-8 63/99 ..... H 1-2-4-6-8</p>	 <p><b>P315</b> ■ 4+5 431 632</p> <p>..... 0111111-628888 ..... H 0111111-628888</p> <p>63/99 ..... 1-2-4-6-8 63/99 ..... H 1-2-4-6-8</p>	 <p><b>P449</b> ■ 4+5 431 632</p> <p>..... 0111111-628888 ..... H 0111111-628888</p> <p>63/99 ..... 1-2-4-6-8 63/99 ..... H 1-2-4-6-8</p>	
 <b>NE72LP</b>	 <b>SX9GP</b>	 <b>SX9CP</b>	 <b>SX9T5</b>	 <b>SX9T14</b>	 <b>SX9TE</b>
SIMPLEX					

FOR:  
PER:

# CITROËN

 <p><b>P443</b> ■ 4+5 431 632</p>	 <p><b>P386</b> ■ 6 S681 S823 S830</p>	 <p><b>P443</b> ● 6 S823 S830 S681 S850 S860 S903 S1336</p>	 <p>● 6 S681 S823 S830 S850 S860 S903 S1336</p>
 <b>SX9MH</b> ..... 0111111-628888 ..... H 0111111-628888  63/99 ..... 1-2-4-6-8 63/99 ..... H 1-2-4-6-8	 <b>VA2T14</b> ..... 1-2-3-4-Q-5-6-7-8-H ..... A-B-C-D-E-F	 <b>VA6MH</b> ..... 1234Q5678H ..... ABCDEF ..... 12897-A9999	 <b>VA6FH</b> ..... 12897-A9999 ..... ABCDEF ..... 1234Q5678H
HUF - VALEO		HUF - VALEO	



FOR:  
PER:

# CITROËN



..... 0111111-628888  
 ..... H  
 0111111-628888  
 63/99 ..... 1-2-4-6-8  
 63/99 ..... H 1-2-4-6-8

..... 0111111-628888  
 ..... H  
 0111111-628888  
 63/99 ..... 1-2-4-6-8  
 63/99 ..... H 1-2-4-6-8

..... 0111111-628888  
 ..... H  
 0111111-628888  
 63/99 ..... 1-2-4-6-8  
 63/99 ..... H 1-2-4-6-8

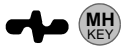
 **MIT11RTE**  
 ..... 30010-32009

 **MIT11RMH**  
 ..... 30010-32009

 **MIT11RFH**  
 ..... 30010-32009

 **SX9T14**

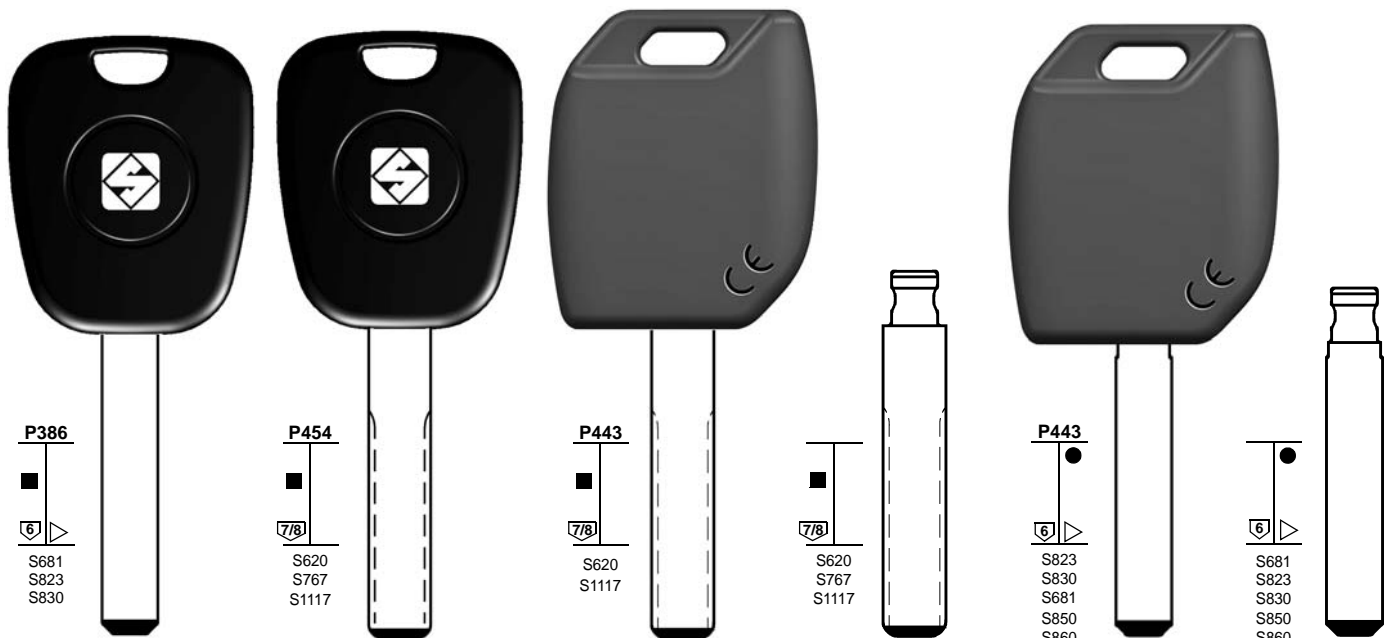
 **SX9TE**


 **SX9MH**


SIMPLEX


FOR:  
PER:


# CITROËN



**P386**  
  
 S681  
 S823  
 S830


**P454**  
  
 S620  
 S767  
 S1117

**P443**  
  
 S620  
 S1117

**P443**  
  
 S620  
 S767  
 S1117


**P443**  
  
 S823  
 S830  
 S681  
 S850  
 S860  
 S903  
 S1336


**P443**  
  
 S681  
 S823  
 S830  
 S850  
 S860  
 S903  
 S1336

 **VA2T14**  
 ..... 1-2-3-4-Q-5-6-7-8-H  
 ..... A-B-C-D-E-F


 **HU83TE**  
 ..... 1-2000

 **HU83MH**  
 ..... 1-2000

 **HU83FH**  
 ..... 1-2000

 **VA6MH**  
 ..... 1234Q5678H  
 ..... ABCDEF  
 ..... 12897-A9999

 **VA6FH**  
 ..... 12897-A9999  
 ..... ABCDEF  
 ..... 1234Q5678H
















 **HU83T14**  
 ..... 1-2000  
 (head code P386)

VALEO

VALEO

VALEO



1	2	2a	3	3a	3b	e1+e2		6	42+71	72	43+44a	12	15
						GTI COMPATIBLE		IGNITION 					
<b>CAR MAKE MODEL</b>	FROM	TO	SILCA REF.	SILCA REF.	SILCA REF.	COPY	GEN.	TRANSP. TYPE	FAST COPY PLUS RW4 PLUS FAST COPY/RW4	FAST COPY PLUS RW4 PLUS	FAST COPY RW4	STP	
													
For more info on the uses of car keys, refer to the Silca Electronic Keys Catalogue: 													
CITROËN													
C-CROSSER	2007							PH / CR2	46				
C-CROSSER	2007		MIT11RMH	MIT11RTE	MIT11RFH	Y	Y	PH / CR2	46	Y	P-BOX		
C-ZERO	2011							PH / CR2	46				
C-ZERO	2011		MIT11RMH	MIT11RTE	MIT11RFH	Y	Y	PH / CR2	46	Y	P-BOX		
C1	2004							TEX / CR	70				
C1	2004		VA6MH		VA6FH	Y	Y	TEX / CR	70	Y	P-BOX		
C2	2003		VA2T14					PH / CR2	46				
C2	2003		VA6MH		VA6FH	Y	Y	PH / CR2	46	Y	P-BOX		
C3	2002		VA2T14					PH / CR2	46				
C3	2002		VA6MH		VA6FH	Y	Y	PH / CR2	46	Y	P-BOX		
C3 PICASSO	2008		VA6MH		VA6FH	Y	Y	PH / CR2	46	Y	P-BOX		
C4	2005		VA2T14					PH / CR2	46				
C4	2005		VA6MH		VA6FH	Y	Y	PH / CR2	46	Y	P-BOX		
C4 AIRCROSS	2012		SMARTKEY					PH / CR2	46				
C4 PICASSO	2006		HU83T14					PH / CR2	46				
C4 PICASSO	2006		HU83MH	HU83TE	HU83FH	Y	Y	PH / CR2	46	Y	P-BOX		
C5	2000	2004	SX9MH	SX9TE		Y	Y	PH / CR2	46	Y	P-BOX		
C5	2001	2005	SX9T14					PH / CR2	46				
C5	2006	2008	VA2T14					PH / CR2	46				
C5	2006	2008	VA6MH		VA6FH	Y	Y	PH / CR2	46	Y	P-BOX		
C5	2008							PH / CR2	46				
C5	2008		HU83MH	HU83TE	HU83FH	Y	Y	PH / CR2	46	Y	P-BOX		
C6	2006		VA2T14					PH / CR2	46				
C6	2006		VA6MH		VA6FH	Y	Y	PH / CR2	46	Y	P-BOX		
C8	2002		HU83T14					PH / CR2	46				
C8	2002		HU83MH	HU83TE	HU83FH	Y	Y	PH / CR2	46	Y	P-BOX		
DISPATCH	2002	2006	SX9T14					PH / CR2	46				
DISPATCH	2002	2006	SX9MH	SX9TE		Y	Y	PH / CR2	46	Y	P-BOX		
DISPATCH	2007		HU83T14					PH / CR2	46				
DISPATCH	2007		HU83MH	HU83TE	HU83FH	Y	Y	PH / CR2	46	Y	P-BOX		
DS3	2010		VA6MH		VA6FH	Y		PH / CR2	46	Y	P-BOX		
DS4	2011		VA6MH		VA6FH	Y		PH / CR2	46	Y	P-BOX		
DS5	2012		SMARTKEY					PH / CR2	46				

FOR:  
PER:

# CITROËN

**P247**  
■  
4+5  
431  
632

**P315**  
■  
4+5  
431  
632

**P449**  
■  
4+5  
431  
632

**P443**  
■  
4+5  
431  
632

**P128**  
▲ ●  
6/7  
108  
283  
437

.....  
0111111-628888  
..... H  
0111111-628888  
63/99 ..... 1-2-4-6-8  
63/99 ..... H 1-2-4-6-8

.....  
0111111-628888  
..... H  
0111111-628888  
63/99 ..... 1-2-4-6-8  
63/99 ..... H 1-2-4-6-8

.....  
0111111-628888  
..... H  
0111111-628888  
63/99 ..... 1-2-4-6-8  
63/99 ..... H 1-2-4-6-8

.....  
0111111-628888  
..... H  
0111111-628888  
63/99 ..... 1-2-4-6-8  
63/99 ..... H 1-2-4-6-8

N ..... 6001-7000  
..... 6001-7000  
V ..... 1-3056  
..... 3001-4000  
J ..... 3001-6732  
V ..... 5001-8058  
AB ..... 6001-6891

**SX9CP**  
**SX9T5**  
**SX9T14**  
**SX9TE** (TE KEY)  
**SX9MH** (MH KEY)  
**GT10P**

SIMPLEX

SIMPLEX

SIMPLEX

GIOBERT

FOR:  
PER:

# CITROËN

**P266**  
●  
6+7  
108  
283  
437

**P456**  
●  
6+7  
122  
2743

**P443**  
●  
8  
S583

**P451**  
●  
8  
S522  
S583  
S1134

**P443**  
●  
8  
S583  
S1134

Blue head  
Testa blu

Blue head  
Testa blu

**GT10BT5**  
..... 3001-4000  
..... 6001-7000  
J ..... 3001-6732  
N ..... 6001-7000  
V ..... 1-3056  
V ..... 5001-8058  
AB ..... 6001-6891

**GT10BTE** (TE KEY)  
..... 1/9 ... A/Z/A/Z MNPRS  
..... 0/90/9 MNPRS  
..... 1/9 ... A/Z MNPRS  
..... 1/9 ... A/Z MNPRS  
..... 1/9 ... A/Z MNPRS  
..... 1/9 ... A/Z MNPRS  
..... 1/9 ... A/Z MNPRS  
..... 1/9 ... A/Z MNPRS  
..... 3001-4000  
..... 6001-7000

**GT10FH** (FH FLIP)  
J ..... 3001-6732  
N ..... 6001-7000  
V ..... 0001-3056  
V ..... 5001-8058  
AB ..... 6001-6891  
..... 3001-4000  
..... 6001-7000

**SIP36MH** (MH KEY)  
DE ..... 1-11210

**SIP22TE** (TE KEY)  
DE ..... 1-11210
















**SIP22FH** (FH FLIP)  
DE ..... 1-11210

**GIOBERT - TRW SIPEA**

GIOBERT - TRW SIPEA

GIOBERT - TRW SIPEA

GIOBERT - TRW SIPEA

1	2	2a	3	3a	3b	e1+e2		6	42+71	72	43+44a	12	15	
						<b>GTI COMPATIBLE</b>		<b>IGNITION</b> 						
CAR MAKE MODEL	FROM	TO	SILCA REF.	SILCA REF.	SILCA REF.	COPY	GEN.	TRANSP. TYPE	FAST COPY PLUS RW4 PLUS FAST COPY/RW4	FAST COPY PLUS RW4 PLUS	FAST COPY RW4	STP		
			 REF.	 TE	 FLIP									

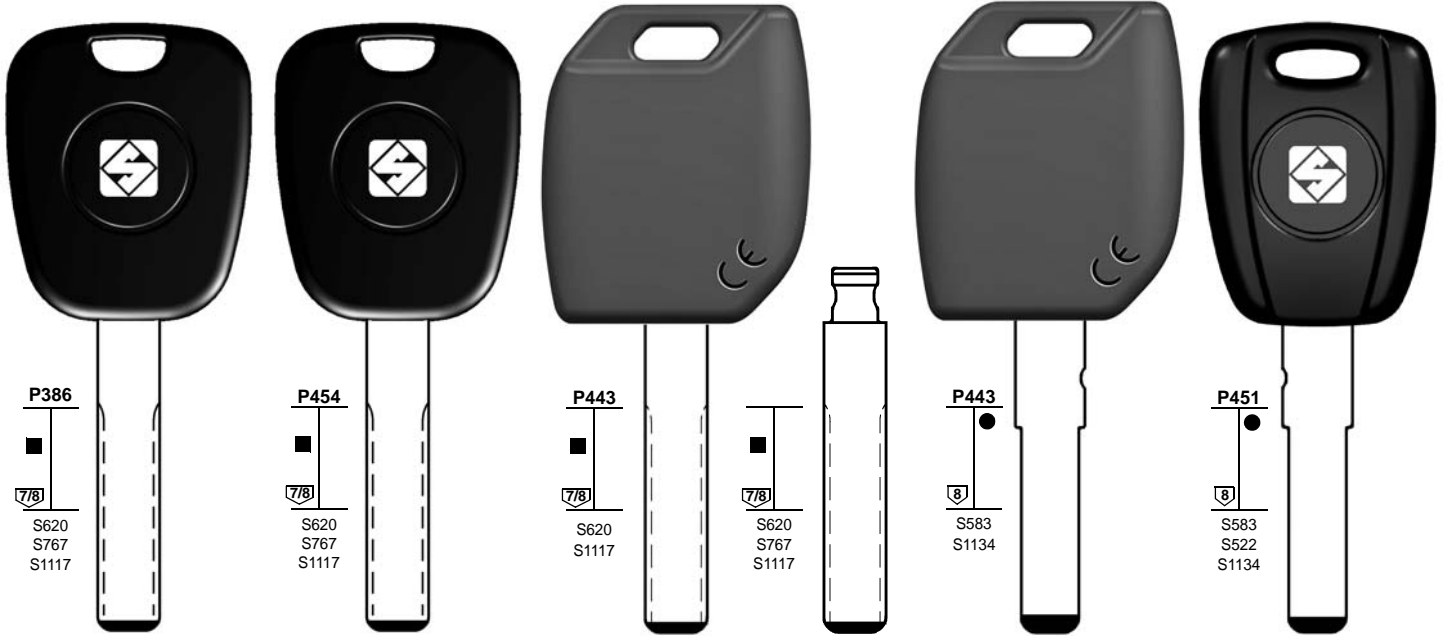
For more info on the uses of car keys, refer to the Silca Electronic Keys Catalogue: 

### CITROËN

EVASION	1994	1997	SX9CP											
EVASION [SB]	1998	2002	SX9T5					PH	33	Y	Y	G-C		
EVASION [SC]	1998	2002	SX9T5					PH	33	Y	Y	G-C		
JUMPER	1996	1999	GT10P											
JUMPER	1996	2001	GT10BT5	GT10BTE	GT10FH			MEG	13	Y	Y	Meg	S1	
JUMPER	2001	2005						MEG / CR	48					
JUMPER	2006							PH / CR2	46					
JUMPER	2006		SIP36MH	SIP22TE	SIP22FH	Y		PH / CR2	46	Y	P-BOX			
JUMPY	1998	2001	SX9T5					PH	33	Y	Y	G-C		
JUMPY	2002	2006	SX9T14					PH / CR2	46					
JUMPY	2002	2006	SX9MH	SX9TE		Y	Y	PH / CR2	46	Y	P-BOX			

FOR:  
PER:

# CITROËN



**HU83T14**  
..... 1-2000

**HU83TE**  
..... 1-2000

**HU83MH**  
..... 1-2000

**HU83FH**  
..... 1-2000

**SIP22MH**  
DE ..... 1-11210

**SIP22TE**  
DE ..... 1-11210

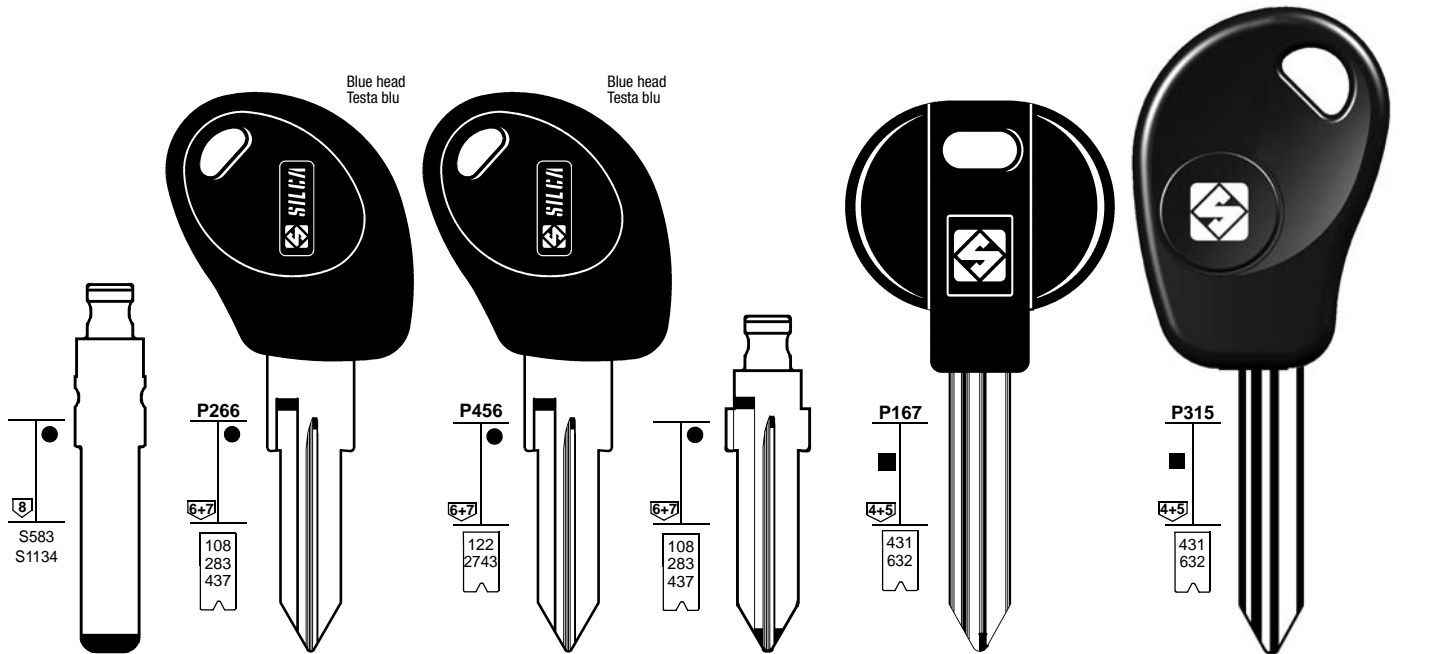
HUF - VALEO

HUF - VALEO

GIOBERT - TRW SIPEA

FOR:  
PER:

# CITROËN



**SIP22FH**  
DE ..... 1-11210

**GT10BT5**  
..... 3001-4000  
..... 6001-7000  
J ..... 3001-6732  
N ..... 6001-7000  
V ..... 1-3056  
V ..... 5001-8058  
AB ..... 6001-6891

**GT10BTE**  
..... 1/9 ... A/Z MNPRS  
..... 0/90/9 MNPRS  
..... 1/9 ... A/Z MNPRS  
..... 1/9 ... A/Z MNPRS  
..... 1/9 ... A/Z MNPRS  
..... 1/9 ... A/Z MNPRS  
..... 1/9 ... A/Z MNPRS  
..... 1/9 ... A/Z MNPRS  
..... 3001-4000  
..... 6001-7000

**GT10FH**  
J ..... 3001-6732  
N ..... 6001-7000  
V ..... 5001-8058  
V ..... 5001-8058  
AB ..... 6001-6891  
..... 3001-4000  
..... 6001-7000

**SX9AP**  
63/99 ..... H 12468  
63/99 ..... 12468  
..... H 01111111-628888  
..... 01111111-628888

**SX9T5**  
.....  
01111111-628888  
..... H  
01111111-628888

**SX9T14**  
63/99 ..... 1-2-4-6-8  
63/99 ..... H 1-2-4-6-8

GIOBERT - TRW SIPEA

GIOBERT - TRW SIPEA

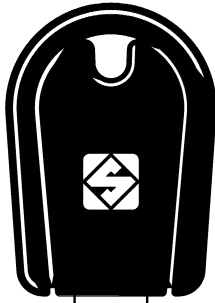
GIOBERT - TRW SIPEA

SIMPLEX



FOR:  
PER:

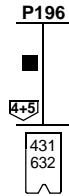
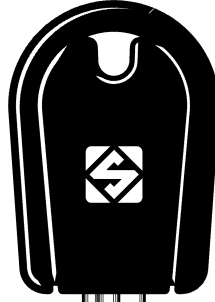
# CITROËN



M-N-P-R-S



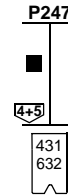
NE72LP



0111111-628888  
..... H  
0111111-628888  
63/99 ..... 1-2-4-6-8  
63/99 ..... H 1-2-4-6-8



SX9GP



0111111-628888  
..... H  
0111111-628888  
63/99 ..... 1-2-4-6-8  
63/99 ..... H 1-2-4-6-8



SX9CP

SIMPLEX

FOR:  
PER:

# CITROËN



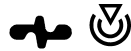
0111111-628888  
..... H  
0111111-628888  
63/99 ..... 1-2-4-6-8  
63/99 ..... H 1-2-4-6-8



SX9T5



0111111-628888  
..... H  
0111111-628888  
63/99 ..... 1-2-4-6-8  
63/99 ..... H 1-2-4-6-8



SX9T14



SX9T6



SX9TE



0111111-628888  
..... H  
0111111-628888  
63/99 ..... 1-2-4-6-8  
63/99 ..... H 1-2-4-6-8



SX9MH

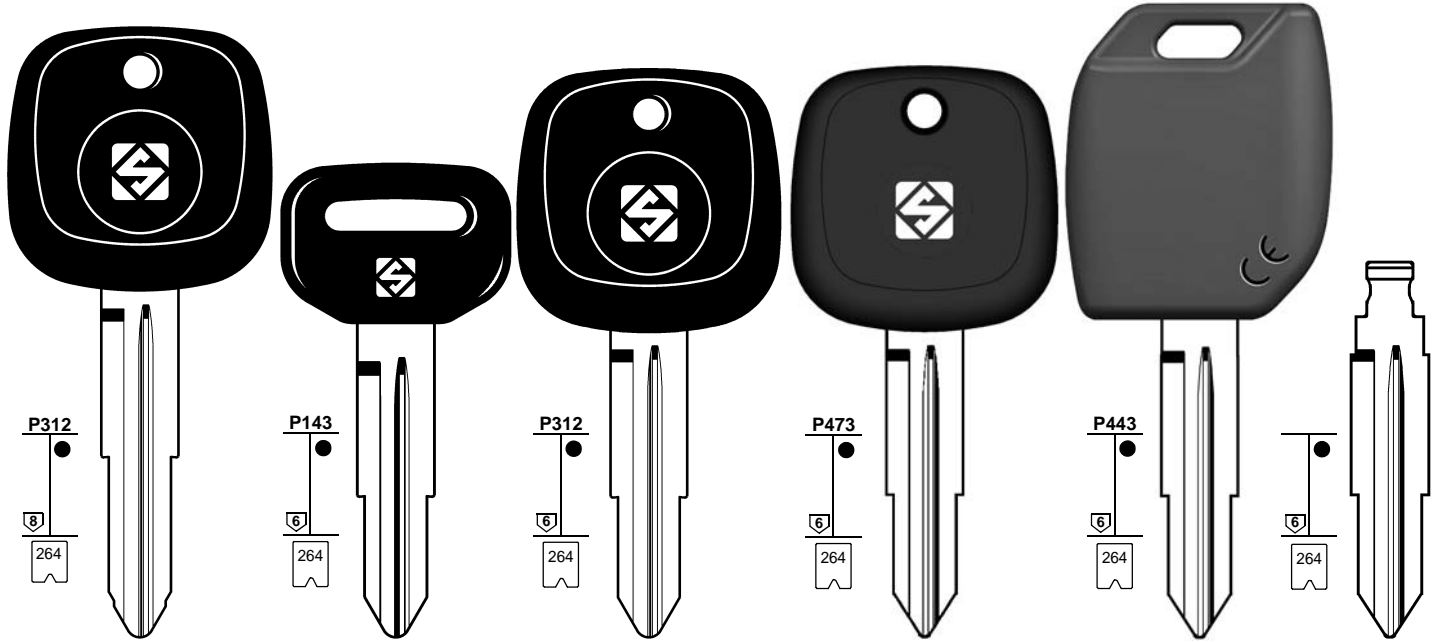
SIMPLEX

SIMPLEX



FOR:  
PER:

# DAIHATSU



  
**DH4RT4**  
D .... 1-3000

  
**DH5RP**  
D .... 3001-4000

  
**DH5RT4**  
D .... 3001-4000

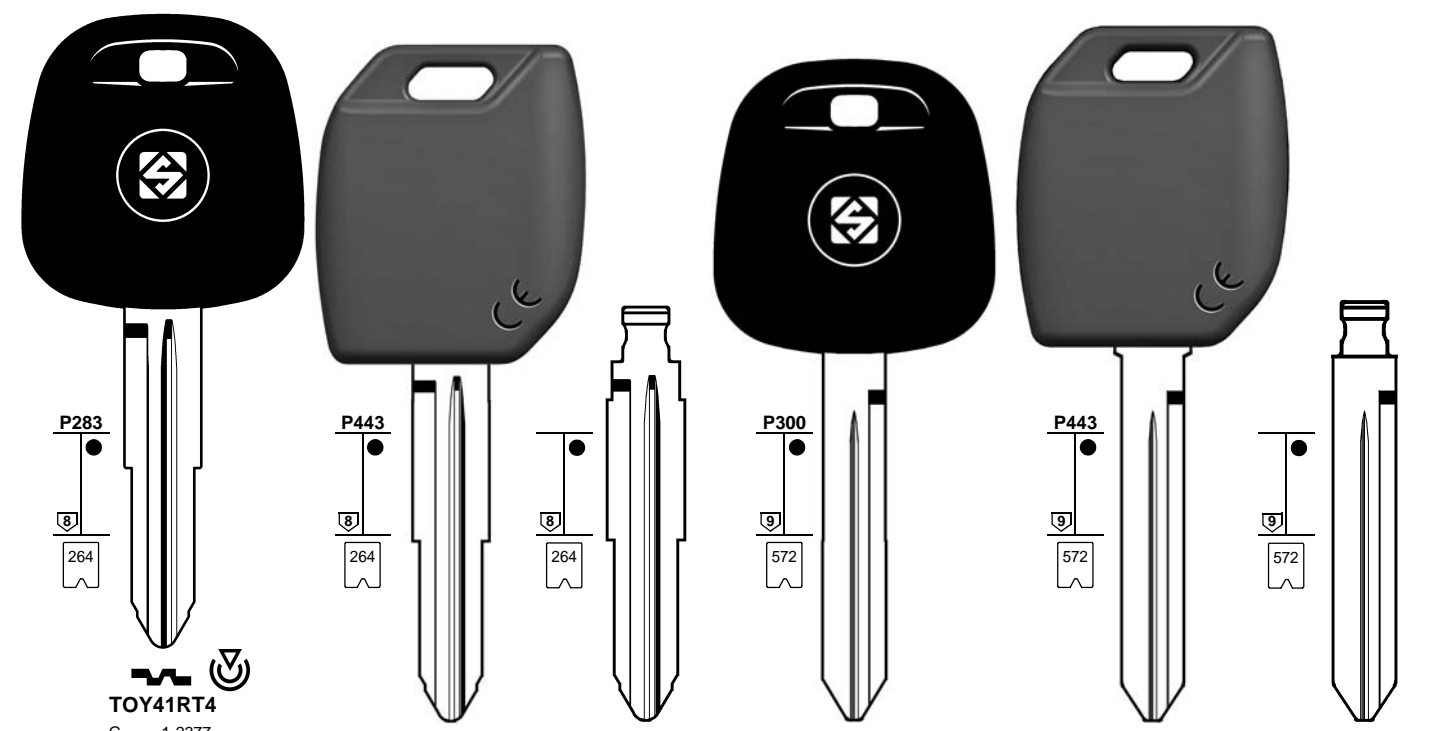
 **TE KEY**  
**DH5RTE**  
D .... 3001-4000


 **MH KEY**  
**DH5RMH**  
D .... 3001-4000

  
**DH5RFH**  
D .... 1-3000


FOR:  
PER:


# DAIHATSU



  
**TOY41RT4**  
G .... 1-2377  
P .... 1-2390  
X .... 1-2248


 **TE KEY**  
**TOY41RTE**  
D .... 1-3000  
G .... 1-2377  
P .... 1-2390  
X .... 1-2248

 **MH KEY**  
**TOY41RMH**  
D .... 1-3000  
D .... 3001-4000  
G .... 1-2377  
P .... 1-2390  
X .... 1-2248
















 **FH FLIP**  
**TOY41RFH**  
G .... 1-2377  
P .... 1-2390  
X .... 1-2248

 **TE KEY**  
**TOY47TE**  
..... 1-13284  
T .... 1-13284

 **MH KEY**  
**TOY47MH**  
..... 1-13284  
T .... 1-13284

 **FH FLIP**  
**TOY47FH**  
..... 1-13284  
T .... 1-13284



1	2	2a	3	3a	3b	e1+e2		6	42+71	72	43+44a	12	15
						<b>GTI COMPATIBLE</b>		IGNITION 					
<b>CAR MAKE MODEL</b>	<b>FROM</b>	<b>TO</b>	<b>SILCA REF.</b>	<b>SILCA REF.</b>	<b>SILCA REF.</b>	<b>COPY</b>	<b>GEN.</b>	<b>TRANSP. TYPE</b>	<b>FAST COPY PLUS RW4 PLUS FAST COPY/RW4</b>	<b>FAST COPY PLUS RW4 PLUS</b>	<b>FAST COPY RW4</b>	<b>STP</b>	
													

For more info on the uses of car keys, refer to the Silca Electronic Keys Catalogue:

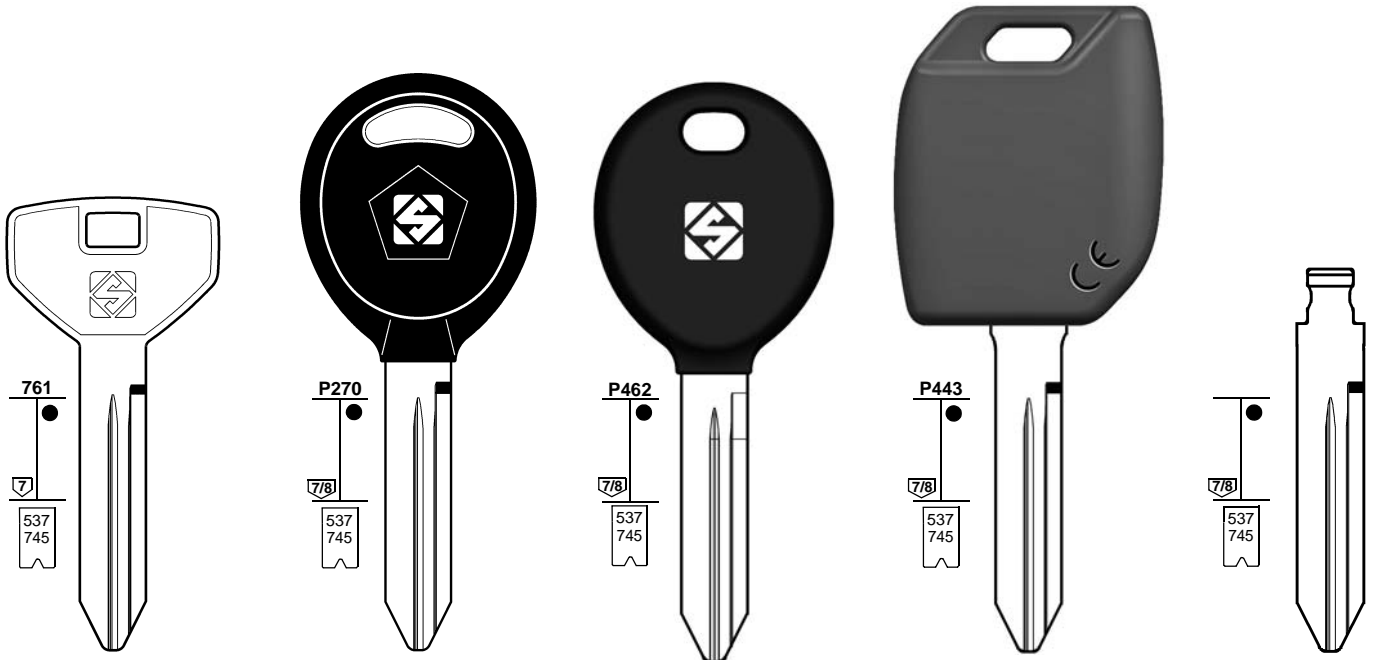


**DAIHATSU**

CHARADE	1998	2004	DH4RT4					TEXAS	4C				
CHARADE	1998	2004	TOY41RMH	TOY41RTE	TOY41RFH	Y	Y	TEXAS	4C	Y	P-BOX		
CHARADE	2011							TEX / CR	70				S11
CHARADE	2011		TOY47MH	TOY47TE	TOY47FH	Y	Y	TEX / CR	70	Y	P-BOX		
COPEN	2002		DH4RT4					TEXAS	4C				
COPEN	2002		TOY41RMH	TOY41RTE	TOY41RFH	Y	Y	TEXAS	4C	Y	P-BOX		
CUORE	1995	1998	DH5RP		DH5RFH								
CUORE	1998	2006	DH4RT4					TEXAS	4C				
CUORE	1998	2006	DH5RT4					TEXAS	4C				
CUORE	1998	2006	DH5RMH	DH5RTE	DH5RFH	Y	Y	TEXAS	4C	Y	P-BOX		
CUORE	1998	2006	TOY41RMH	TOY41RTE	TOY41RFH	Y	Y	TEXAS	4C	Y	P-BOX		
CUORE	2007							TEX / CR	67				
CUORE	2007		TOY41RMH	TOY41RTE	TOY41RFH	Y		TEX / CR	67	Y	P-BOX		
FEROZA	1995	1998	DH4RT4					TEXAS	4C				
FEROZA	1995	1998	TOY41RMH	TOY41RTE	TOY41RFH	Y	Y	TEXAS	4C	Y	P-BOX		
MATERIA	2006							TEX / CR	67				
MATERIA	2006		TOY41RMH	TOY41RTE	TOY41RFH	Y		TEX / CR	67	Y	P-BOX		
MOVE	1997	2002	DH5RT4					TEXAS	4C				
MOVE	1997	2002	DH5RMH	DH5RTE	DH5RFH	Y	Y	TEXAS	4C	Y	P-BOX		
SIRION	1998	2004	DH4RT4					TEXAS	4C				
SIRION	1998	2004	TOY41RMH	TOY41RTE	TOY41RFH	Y	Y	TEXAS	4C	Y	P-BOX		
SIRION	2005							TEX / CR	67				
SIRION	2005		TOY41RMH	TOY41RTE	TOY41RFH	Y		TEX / CR	67	Y	P-BOX		
TERIOS	1997	2005	DH4RT4					TEXAS	4C				
TERIOS	1997	2005	TOY41RMH	TOY41RTE	TOY41RFH	Y	Y	TEXAS	4C	Y	P-BOX		
TERIOS	2006							TEX / CR	67				
TERIOS	2006		TOY41RMH	TOY41RTE	TOY41RFH	Y		TEX / CR	67	Y	P-BOX		
TREVIS	2007							TEX / CR	67				
TREVIS	2007		TOY41RMH	TOY41RTE	TOY41RFH	Y		TEX / CR	67	Y	P-BOX		
YRV	2000	2005	DH4RT4					TEXAS	4C				
YRV	2000	2005	TOY41RMH	TOY41RTE	TOY41RFH	Y	Y	TEXAS	4C	Y	P-BOX		

FOR:  
PER:

# DODGE



**CY23**  
M . . . . 1-2618  
L . . . . 1-3580

**CY24BP**  
L . . . . 1-3580  
M . . . . 1-2618

**CY24TE** TE KEY  
L . . . . 1-3580  
M . . . . 1-2618

**CY24MH** MH KEY  
L . . . . 1-3580  
M . . . . 1-2618

**CY24FH** FH FLIP  
L . . . . 1-3580  
M . . . . 1-2618  
FT . . . . 1001-3000

MITSUBISHI

MITSUBISHI

MITSUBISHI

FOR:  
PER:

# DODGE



**EK3P-Y170**  
L . . . . 1-3580  
M . . . . 1-2618

**Y162-PT**  
M . . . . 1-2618

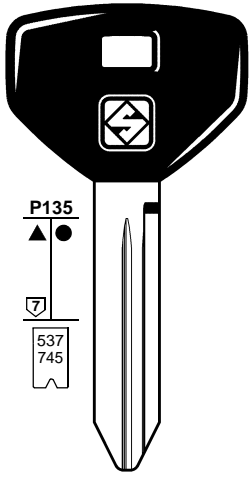
**Y164-PT**  
L . . . . 1-3580  
M . . . . 1-2618

**Y160-PT**  
L . . . . 1-3580  
M . . . . 1-2618

1	2	2a	3	3a	3b	e1+e2		6	42+71	72	43+44a	12	15
						GTI COMPATIBLE		IGNITION					
CAR MAKE MODEL	FROM	TO	SILCA REF.	SILCA REF.	SILCA REF.	COPY	GEN.	TRANSP. TYPE	FAST COPY PLUS RW4 PLUS FAST COPY/RW4	FAST COPY PLUS RW4 PLUS	FAST COPY RW4	STP	
For more info on the uses of car keys, refer to the Silca Electronic Keys Catalogue:													
<b>DODGE</b>													
AVENGER	2008		Y164-PT					PH / CR2	46				F
AVENGER	2008		CY24MH	CY24TE	CY24FH	Y	Y	PH / CR2	46	Y	P-BOX		
CALIBER	2007	2012	Y164-PT					PH / CR2	46				
CALIBER	2007	2012	CY24MH	CY24TE	CY24FH	Y	Y	PH / CR2	46	Y	P-BOX		
CARAVAN	2001	2003	Y160-PT					TEX / CR	64				F
CARAVAN	2001	2003	CY24MH	CY24TE	CY24FH	Y	Y	TEX / CR	64	Y	P-BOX		
CARAVAN	2004	2007	Y164-PT					PH / CR2	46				
CARAVAN	2004	2007	CY24MH	CY24TE	CY24FH	Y	Y	PH / CR2	46	Y	P-BOX		
CARAVAN	2008							PH / CR2	46				
CARAVAN	2008		EK3P-Y170					PH / CR2	46	Y	P-BOX		
CHALLENGER	2008	2011						PH / CR2	46				
CHALLENGER	2008		EK3P-Y170					PH / CR2	46	Y	P-BOX		
CHALLENGER	2012		SMARTKEY					PH / CR2	46				
CHARGER	2005	2008	Y164-PT					PH / CR2	46				
CHARGER	2005	2008	CY24MH	CY24TE	CY24FH	Y	Y	PH / CR2	46	Y	P-BOX		
CHARGER	2008							PH / CR2	46				
CHARGER	2008		EK3P-Y170					PH / CR2	46	Y	P-BOX		
CHARGER	2012		SMARTKEY					PH / CR2	46				
DAKOTA	2001	2004	Y160-PT					TEX / CR	64				F
DAKOTA	2001	2004	CY24MH	CY24TE	CY24FH	Y	Y	TEX / CR	64	Y	P-BOX		
DAKOTA	2005	2011	Y164-PT					PH / CR2	46				F
DAKOTA	2005	2011	CY24MH	CY24TE	CY24FH	Y	Y	PH / CR2	46	Y	P-BOX		
DART	2013		EK3P-Y170					PH / CR2	46	Y	P-BOX		
DART	2013							PH / CR2	46				
DURANGO	2001	2004	Y160-PT					TEX / CR	64				F
DURANGO	2001	2004	CY24MH	CY24TE	CY24FH	Y	Y	TEX / CR	64	Y	P-BOX		
DURANGO	2005	2009	Y164-PT					PH / CR2	46				
DURANGO	2005	2009	CY24MH	CY24TE	CY24FH	Y	Y	PH / CR2	46	Y	P-BOX		
DURANGO	2011							PH / CR2	46				
DURANGO	2011		EK3P-Y170					PH / CR2	46	Y	P-BOX		
INTREPID	1998	2004	Y160-PT					TEX / CR	64				F
INTREPID	1998	2004	CY24MH	CY24TE	CY24FH	Y	Y	TEX / CR	64	Y	P-BOX		
INTREPID	1998	2004	CY24BP										
INTREPID	1998	2001	CY23										
INTREPID SEDAN, ES	2001	2004	Y160-PT					TEX / CR	64				F
INTREPID SEDAN, ES	2001	2004	CY24MH	CY24TE	CY24FH	Y	Y	TEX / CR	64	Y	P-BOX		
JOURNEY	2008	2011						PH / CR2	46				
JOURNEY	2008		EK3P-Y170					PH / CR2	46	Y	P-BOX		
JOURNEY	2012		SMARTKEY					PH / CR2	46				
MAGNUM	2005	2008	Y164-PT					PH / CR2	46				F
MAGNUM	2005	2008	CY24MH	CY24TE	CY24FH	Y	Y	PH / CR2	46	Y	P-BOX		
MAGNUM	2008	2009						PH / CR2	46				
MAGNUM	2008	2009	EK3P-Y170					PH / CR2	46	Y	P-BOX		
NEON	2000	2005	Y160-PT					TEX / CR	64				F
NEON	2000	2005	CY24MH	CY24TE	CY24FH	Y	Y	TEX / CR	64	Y	P-BOX		
NITRO	2007	2012	Y164-PT					PH / CR2	46				F

FOR:  
PER:

# DODGE

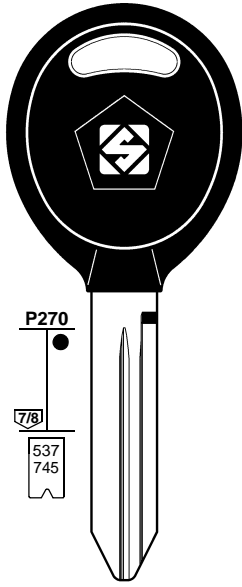


P135  
▲ ●  
7  
537  
745



**CY22P**

M . . . . 1-2618  
FL . . . . 1-262  
L . . . . 1-3580

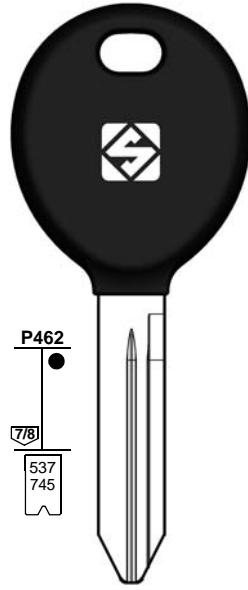


P270  
●  
7/8  
537  
745



**CY24BP**

L . . . . 1-3580  
M . . . . 1-2618

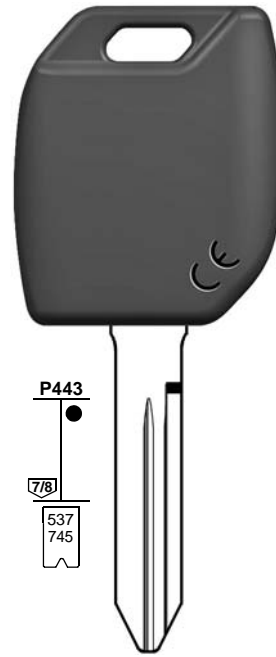


P462  
●  
7/8  
537  
745



**CY24TE**

L . . . . 1-3580  
M . . . . 1-2618

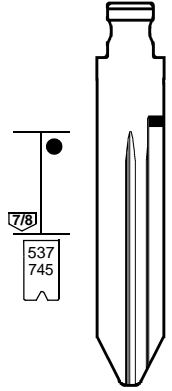


P443  
●  
7/8  
537  
745



**CY24MH**

L . . . . 1-3580  
M . . . . 1-2618



7/8  
537  
745



**CY24FH**

L . . . . 1-3580  
M . . . . 1-2618  
FT . . . . 1001-3000



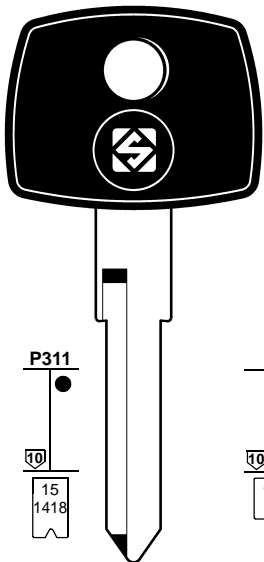
MITSUBISHI

MITSUBISHI

MITSUBISHI

FOR:  
PER:

# DODGE

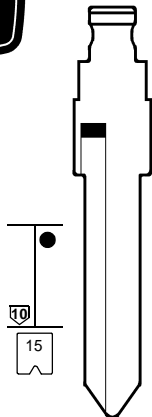


P311  
●  
10  
15  
1418



**YM15T5**

. . . NF . . . 1-99 . . . 1-99  
HM . . . . 1-1200  
HM . . . . 2501-3500  
HM . . . . 4001-7350  
HM . . . . 6001-7109  
NF . . . . 1-1200  
NM . . . . 2501-3500

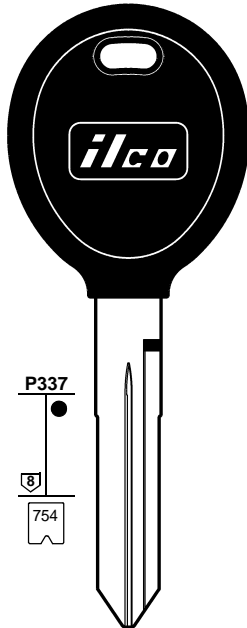


10  
15  
754



**YM15FH**

NM . . . . 2501-3500  
. . . NF . . . 1-99 . . . 1-99  
HM . . . . 1-1200  
HM . . . . 2501-3500  
HM . . . . 4001-7350  
HF . . . . 1-1200

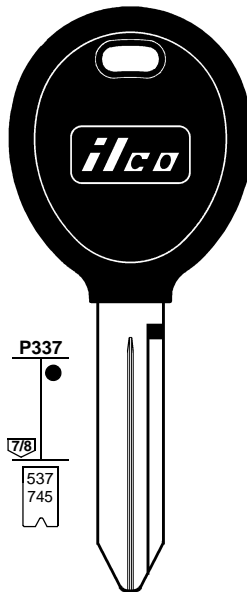


P337  
●  
8  
537  
745



**Y162-PT**

M . . . . 1-2618

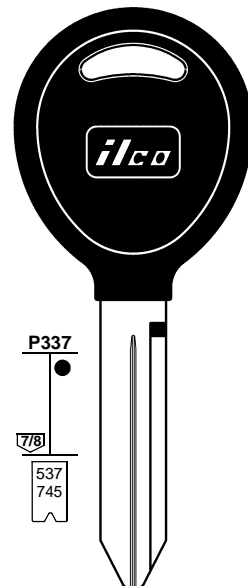


P337  
●  
7/8  
537  
745



**Y164-PT**

L . . . . 1-3580  
M . . . . 1-2618

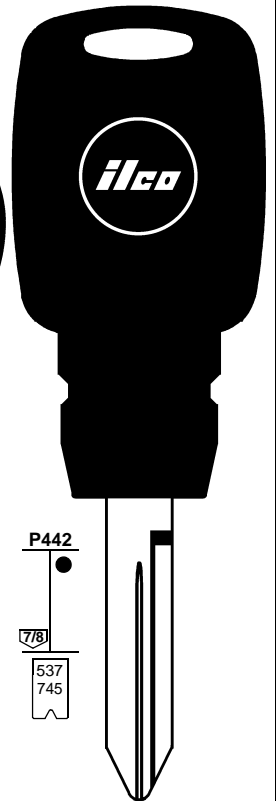


P337  
●  
7/8  
537  
745



**Y160-PT**

L . . . . 1-3580  
M . . . . 1-2618




















P442  
●  
7/8  
537  
745



**EK3P-Y170**

L . . . . 1-3580  
M . . . . 1-2618

VALEO - YMOS

1	2	2a	3	3a	3b	e1+e2	6	42+71	72	43+44a	12	15	
						<b>GTI COMPATIBLE</b>	<b>IGNITION</b>   						
CAR MAKE MODEL	FROM	TO	SILCA REF.	SILCA REF.	SILCA REF.	COPY	GEN.	TRANSP. TYPE	FAST COPY PLUS RW4 PLUS FAST COPY/RW4	FAST COPY PLUS RW4 PLUS	FAST COPY RW4	STP	
													

For more info on the uses of car keys, refer to the Silca Electronic Keys Catalogue:    

#### DODGE

NITRO	2007	2012	CY24MH	CY24TE	CY24FH	Y	Y	PH / CR2	46	Y	P-BOX		
RAM	2002	2005	Y160-PT					TEX / CR	64				F
RAM	2002	2005	CY24MH	CY24TE	CY24FH	Y	Y	TEX / CR	64	Y	P-BOX		
RAM	2006	2011	Y164-PT					PH / CR2	46				F
RAM	2006	2011	CY24MH	CY24TE	CY24FH	Y	Y	PH / CR2	46	Y	P-BOX		
RAM	2009							PH / CR2	46				
RAM	2009		EK3P-Y170					PH / CR2	46	Y	P-BOX		
RAM	2013		Y164-PT					PH / CR2	46				F
SPRINTER	2003	2006	YM15T5		YM15FH			TEMIC	12	Y	Y		
Stratus Coupè	2001	2005	Y162-PT					TEX / CR	60				
Stratus Sedan	1998	2006	Y160-PT					TEX / CR	64				F
Stratus Sedan	1998	2006	CY24MH	CY24TE	CY24FH	Y	Y	TEX / CR	64	Y	P-BOX		
VIPER	1994	2002	CY22P										
VIPER	2003	2006	CY24BP										

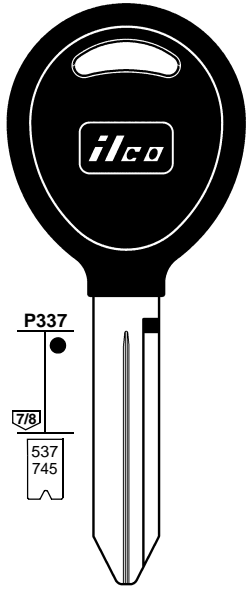
#### DR MOTORS

DR1	2009							PH / CR2	46				
DR2	2010							PH / CR2	46				
DR5	2007							PH / CR	40				

FOR:  
PER:

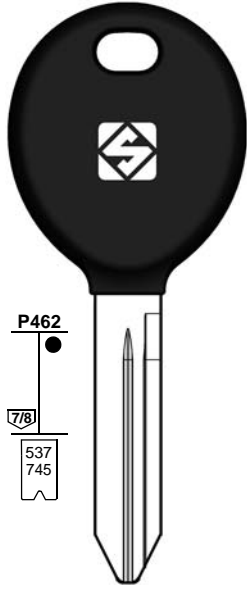
# EAGLE

# FIAT



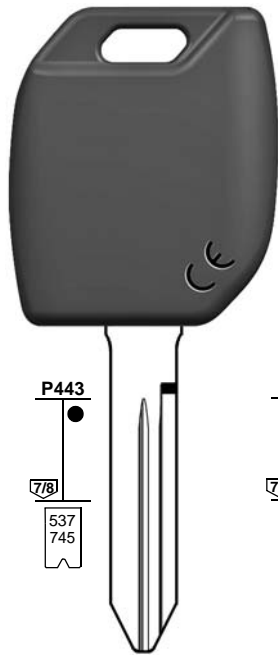
P337

7/8  
537  
745



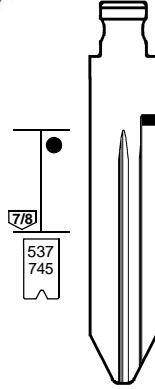
P462

7/8  
537  
745

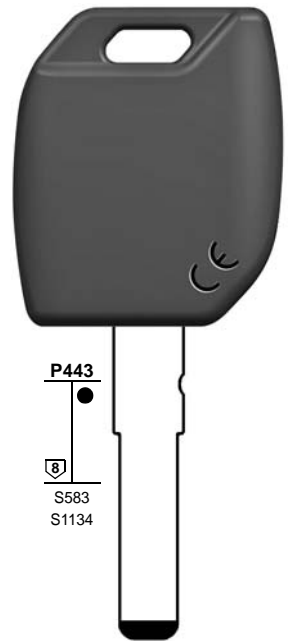


P443

7/8  
537  
745



7/8  
537  
745



P443

8  
S583  
S1134



**Y160-PT**

L . . . . 1-3580  
M . . . . 1-2618



**CY24TE**

L . . . . 1-3580  
M . . . . 1-2618



**CY24MH**

L . . . . 1-3580  
M . . . . 1-2618



**CY24FH**

L . . . . 1-3580  
M . . . . 1-2618  
FT . . . . 1001-3000



**SIP22MH**

DE . . . . 1-11210

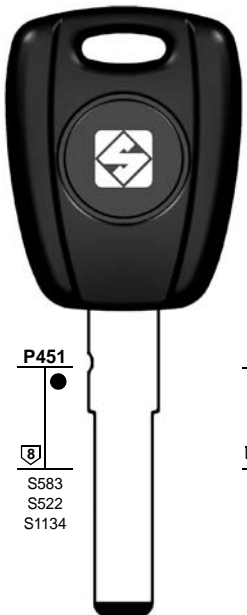
MITSUBISHI

MITSUBISHI

GIOBERT - TRW SIPEA

FOR:  
PER:

# FIAT



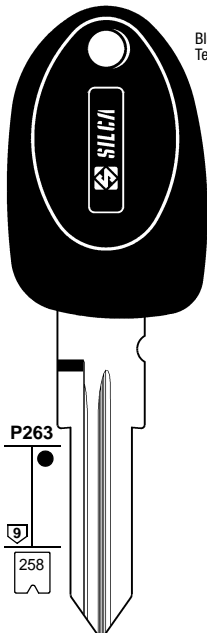
P451

8  
S583  
S522  
S1134



P451

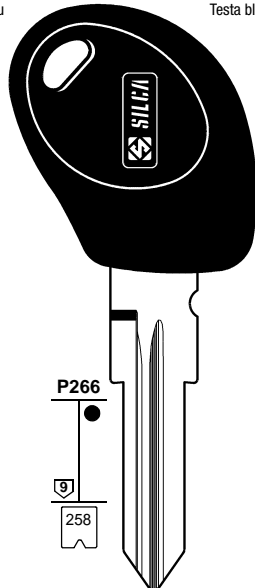
8  
S583  
S1134



Blue head  
Testa blu

P263

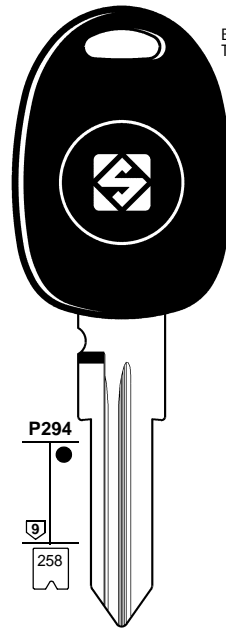
9  
258



Blue head  
Testa blu

P266

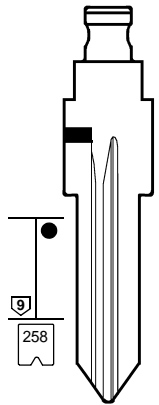
9  
258



Blue head  
Testa blu

P294

9  
258



9  
258



**SIP22TE**

DE . . . . 1-11210



**SIP22FH**

DE . . . . 1-11210



**GT15RAT5**

W . . . .  
0001-9640



**GT15RBT5**

W . . . .  
0001-9640



**GT15RCT5**

W . . . .  
0001-9640



**GT15RFH**

W . . . .  
0001-9640

GIOBERT - TRW SIPEA

GIOBERT - TRW SIPEA

GIOBERT - TRW SIPEA



FOR:  
PER:

# FIAT

**P443**  
S583  
S1134

**P451**  
S583  
S522  
S1134

S583  
S1134

**P387**  
S583

**SIP22KP**

The SIP22KP key can be also purchased in 5-piece packages.  
*La chiave SIP22KP può essere acquistata anche in confezioni da 5 pezzi.*  
Der Schlüssel SIP22KP kann auch in Pakungen mit 5 Stücke gekauft werden.  
*La clé SIP22KP peut même être commandée sous confection de 5 pcs.*  
La llave SIP22KP se puede comprar en paquetes de 5 piezas.  
*As chave SIP22KP podem ser compradas em pacotes de 5 unidades.*

**MH KEY**  
**SIP22MH**  
DE . . . . . 1-11210

**TE KEY**  
**SIP22TE**  
DE . . . . . 1-11210

**FH FLIP**  
**SIP22FH**  
DE . . . . . 1-11210

**KIT KEYS**  
**SIP22TEK**  
(old SIP22MHK Reference)

GIOBERT - TRW SIPEA

FOR:  
PER:

# FIAT

Blue head  
Testa blu

Blue head  
Testa blu

Blue head  
Testa blu

Blue head  
Testa blu

**P266**  
108  
283  
437

**P456**  
122  
2743

108  
283  
437

**P263**  
258

**P266**  
258

258

**GT10BT5**  
... 3001-4000  
... 6001-7000  
J . . . . . 3001-6732  
N . . . . . 6001-7000  
V . . . . . 1-3056  
V . . . . . 5001-8058  
AB . . . . . 6001-6891

**TE KEY**  
**GT10BTE**  
... 1/9 . . . A/Z/AZ MNPRS  
... 0/90/9 MNPRS  
... 1/9 . . . A/Z MNPRS  
... 1/9 . . . A/Z MNPRS  
... 1/9 . . . A/Z MNPRS  
... 1/9 . . . A/Z MNPRS  
... 1/9 . . . A/Z MNPRS  
... 1/9 . . . A/Z MNPRS  
... 3001-4000  
... 6001-7000

**FH FLIP**  
**GT10FH**  
J . . . . . 3001-6732  
N . . . . . 6001-7000  
V . . . . . 0001-3056  
V . . . . . 5001-8058  
AB . . . . . 6001-6891  
... 3001-4000  
... 6001-7000

**GT15RAT5**  
W . . . . . 0001-9640

**GT15RBT5**  
W . . . . . 0001-9640

**FH FLIP**  
**GT15RFH**  
W . . . . . 0001-9640

GIOBERT - TRW SIPEA

GIOBERT - TRW SIPEA

GIOBERT - TRW SIPEA



1	2	2a	3	3a	3b	e1+e2	6	42+71	72	43+44a	12	15	
						GTI COMPATIBLE	IGNITION 						
CAR MAKE MODEL	FROM	TO	SILCA REF.	SILCA REF.	SILCA REF.	COPY	GEN.	TRANSP. TYPE	FAST COPY PLUS RW4 PLUS FAST COPY/RW4	FAST COPY PLUS RW4 PLUS	FAST COPY RW4	STP	

For more info on the uses of car keys, refer to the Silca Electronic Keys Catalogue:



### FIAT

BRAND	FROM	TO	SILCA REF.	SILCA REF.	SILCA REF.	COPY	GEN.	TRANSP. TYPE	FAST COPY PLUS RW4 PLUS FAST COPY/RW4	FAST COPY PLUS RW4 PLUS	FAST COPY RW4	STP	
<b>BRAVO</b>	2007		SIP22MH	SIP22TE	SIP22FH	Y		PH / CR2	46	Y	P-BOX		
<b>CINQUECENTO</b>	1995	1996	GT10BT5	GT10BTE	GT10FH			MEG	13	Y	Y	Meg	S1
<b>CINQUECENTO</b>	1997	1998	GT15RBT5		GT15RFH			MEG	13	Y	Y	Meg	S1
<b>Coupè</b>	1995	2000	GT15RAT5		GT15RFH			PH	33	Y	Y	B-F	S1
<b>CROMA</b>	1995	1997	GT10BT5	GT10BTE	GT10FH			PH	33	Y	Y	B-F	S1
<b>CROMA</b>	2005	2010						PH / CR2	46				
<b>CROMA</b>	2005	2010	SIP22MHK					PH / CR2	46	Y	P-BOX		
<b>CROMA</b>	2005	2010	SIP22TEK					PH / CR2	46	Y	P-BOX		
<b>DAILY</b>	2000							PH / CR2	46				
<b>Doblò</b>	2000	2006						MEG / CR	48				
<b>Doblò</b>	2006							PH / CR2	46				
<b>Doblò</b>	2006		SIP22MH	SIP22TE	SIP22FH	Y		PH / CR2	46	Y	P-BOX		
<b>Doblò (S.AMERICA)</b>	2006							MEG / CR	48				
<b>DUCATO</b>	1996	2001	GT10BT5	GT10BTE	GT10FH			MEG	13	Y	Y	Meg	S1
<b>DUCATO</b>	2002	2005						MEG / CR	48				

FOR:  
PER:

# FIAT

Blue head Testa blu

Blue head Testa blu

P443  
S583

P443  
S583  
S1134

P451  
S583  
S522  
S1134

S583  
S1134

P301  
258

P294  
258

**SIP36MH**  
DE .....  
1-11210

**SIP22MH**  
DE .....  
1-11210

**SIP22TE**  
DE .....  
1-11210

**SIP22FH**  
DE .....  
1-11210

**GT15RCP**  
W ....  
0001-9640

**GT15RCT5**  
W ....  
0001-9640

**GIOBERT - TRW SIPEA**

**GIOBERT - TRW SIPEA**

**GIOBERT - TRW SIPEA**

FOR:  
PER:

# FIAT

Blue head Testa blu

Blue head Testa blu

Blue head Testa blu

Blue head Testa blu

P263  
258

P266  
258

258

P266  
108  
283  
437

P456  
122  
2743

108  
283  
437

**GT15RAT5**  
W ....  
0001-9640

**GT15RBT5**  
W ....  
0001-9640

**GT15RFH**  
W ....  
0001-9640

**GT10BT5**  
..... 3001-4000  
..... 6001-7000  
J ..... 3001-6732  
N ..... 6001-7000  
V ..... 1-3056  
V ..... 5001-8058  
AB ..... 6001-6891
















**GT10BTE**  
..... 1/9 .. A/Z MNPRS  
..... 0/90/9 MNPRS  
..... 1/9 .. A/Z MNPRS  
..... 1/9 .. A/Z MNPRS  
..... 1/9 .. A/Z MNPRS  
..... 1/9 .. A/Z MNPRS  
..... 1/9 .. A/Z MNPRS  
..... 1/9 .. A/Z MNPRS  
..... 3001-4000  
..... 6001-7000

**GT10FH**  
J ..... 3001-6732  
N ..... 6001-7000  
V ..... 0001-3056  
V ..... 5001-8058  
AB ..... 6001-6891  
..... 3001-4000  
..... 6001-7000

**GIOBERT - TRW SIPEA**

**GIOBERT - TRW SIPEA**

**GIOBERT - TRW SIPEA**

1	2	2a	3	3a	3b	e1+e2		6	42+71	72	43+44a	12	15
						GTI COMPATIBLE		IGNITION 					
CAR MAKE MODEL	FROM	TO	SILCA REF.	SILCA REF.	SILCA REF.	COPY	GEN.	TRANSP. TYPE	FAST COPY PLUS RW4 PLUS FAST COPY/RW4	FAST COPY PLUS RW4 PLUS	FAST COPY RW4	STP	
													

For more info on the uses of car keys, refer to the Silca Electronic Keys Catalogue:

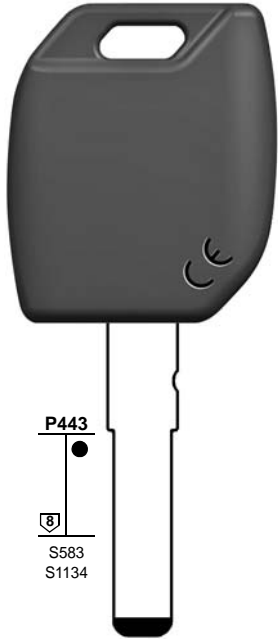


### FIAT

Model	Year	From	To	Silca Ref.	Silca Ref.	Silca Ref.	Copy	Gen.	Transp. Type	Fast Copy Plus	Fast Copy Plus	Fast Copy	STP	Notes
DUCATO	2006			SIP36MH	SIP22TE	SIP22FH	Y		PH / CR2	46	Y	P-BOX		
DUCATO	2006								PH / CR2	46				
FIORINO	1995	2002		GT10BT5	GT10BTE	GT10FH			TEMIC	11	Y	Y	T-F	S1
FIORINO	2007								PH / CR2	46				
FIORINO	2007			SIP22MH	SIP22TE	SIP22FH	Y		PH / CR2	46	Y	P-BOX		
FREEMONT	2011			SMARTKEY					PH / CR2	46				
GRANDE PUNTO	2005								PH / CR2	46				
GRANDE PUNTO	2005			SIP22MH	SIP22TE	SIP22FH	Y		PH / CR2	46	Y	P-BOX		
IDEA	2003	2009							MEG / CR	48				
IDEA	2009								PH / CR2	46				
IDEA	2009			SIP22MH	SIP22TE	SIP22FH	Y		PH / CR2	46	Y	P-BOX		
IDEA (S.AMERICA)	2009								MEG / CR	48				
MAREA	1996	2002		GT15RCT5		GT15RFH			TEMIC	11	Y	Y	T-F	S1
MARENGO	1996	2001		GT15RBT5		GT15RFH			MEG	13	Y	Y	Meg	S1
MILLE	2005								MEG / CR	48				
MULTIPLA	1998	2010							MEG / CR	48				
PALIO	1996	2001		GT15RCT5		GT15RFH			TEMIC	11	Y	Y	T-F	S1
PALIO	2002								MEG / CR	48				
PALIO (S.AMERICA)	1996	2001		GT15RCP		GT15RFH								
PANDA	1995	2002		GT10BT5	GT10BTE	GT10FH			MEG	13	Y	Y	Meg	S1
PANDA	2002								PH / CR2	46				
PANDA	2002			SIP22MH	SIP22TE	SIP22FH	Y		PH / CR2	46	Y	P-BOX		
PUNTO	1995	1999		GT15RAT5		GT15RFH			MEG	13	Y	Y	Meg	S1
PUNTO	1999	2005							MEG / CR	48				
PUNTO	2012								PH / CR2	46				

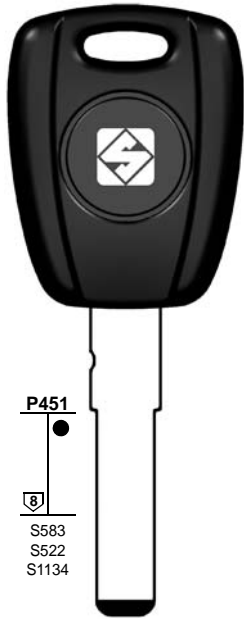
FOR:  
PER:

# FIAT



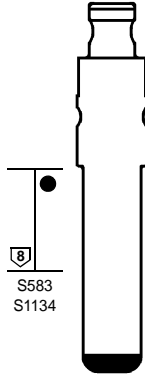
**P443**  
S583  
S1134

**SIP22MH**  
DE . . . . .  
1-11210



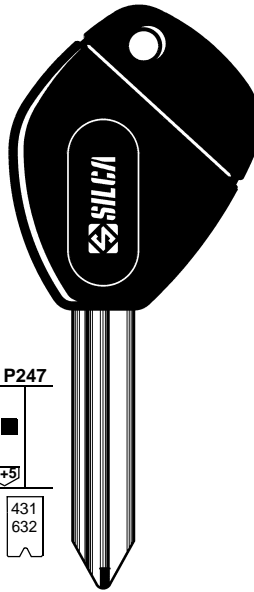
**P451**  
S583  
S522  
S1134

**SIP22TE**  
DE . . . . .  
1-11210



S583  
S1134

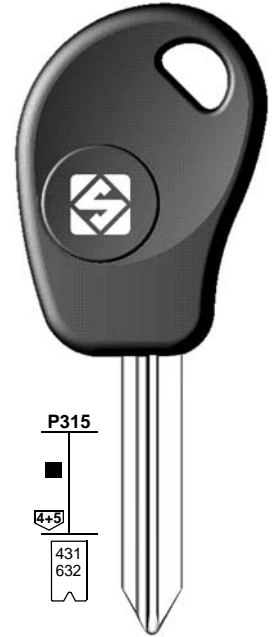
**SIP22FH**  
DE . . . . .  
1-11210



**P247**  
431  
632

0111111-628888  
..... H  
0111111-628888  
63/99 . . . . . 1-2-4-6-8  
63/99 . . . . . H 1-2-4-6-8

**SX9CP**



**P315**  
431  
632

0111111-628888  
..... H  
0111111-628888  
63/99 . . . . . 1-2-4-6-8  
63/99 . . . . . H 1-2-4-6-8

**SX9T5**

**SX9T14**

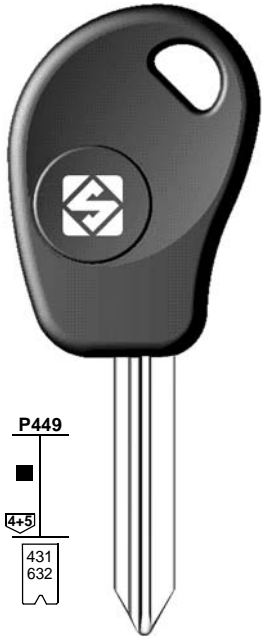
GIOBERT - TRW SIPEA

GIOBERT - TRW SIPEA

SIMPLEX

FOR:  
PER:


# FIAT



**P449**  
431  
632

**SX9TE**

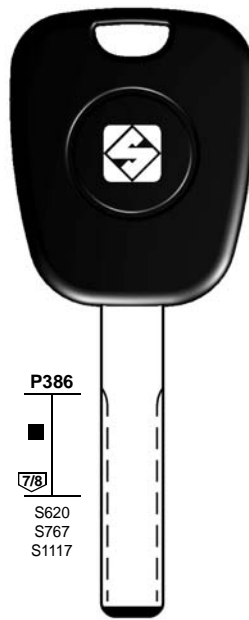
0111111-628888  
..... H  
0111111-628888  
63/99 . . . . . 1-2-4-6-8  
63/99 . . . . . H 1-2-4-6-8



**P443**  
431  
632

**SX9MH**

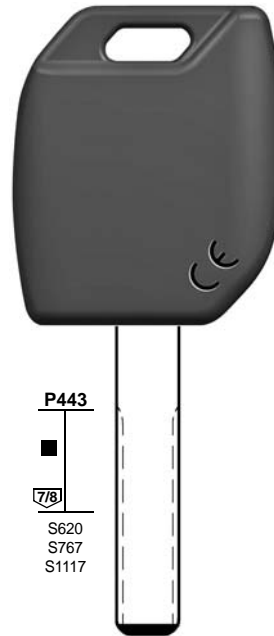
0111111-628888  
..... H  
0111111-628888  
63/99 . . . . . 1-2-4-6-8  
63/99 . . . . . H 1-2-4-6-8



**P386**  
S620  
S767  
S1117

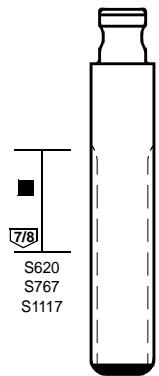
**HU83TE**  
..... 1-2000

**HU83T14**  
..... 1-2000  
(head code P386)



**P443**  
S620  
S767  
S1117

**HU83MH**  
..... 1-2000



S620  
S767  
S1117

**HU83FH**  
..... 1-2000

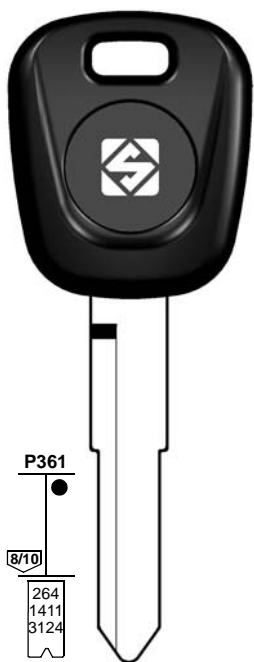
VALEO

VALEO



FOR:  
PER:

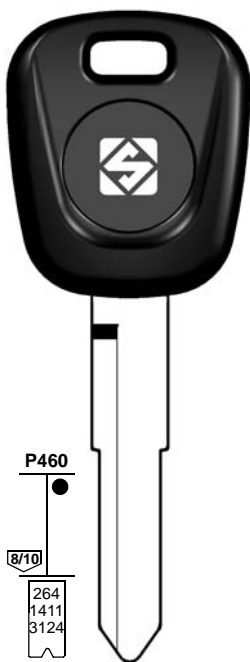
# FIAT



**HU133RT12**  
..... 50001-51308

**HU133RT14**  
..... 50001-51308  
U ..... 1-2000  
IP ..... 5001-6308

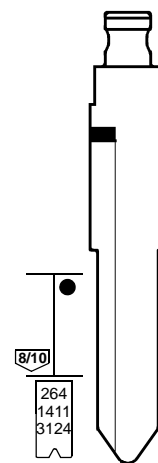
HUF



**HU133RTE**  
..... 50001-51308  
U ..... 1-2000  
IP ..... 5001-6308



**HU133RMH**  
..... 50001-51308  
U ..... 1-2000  
IP ..... 5001-6308

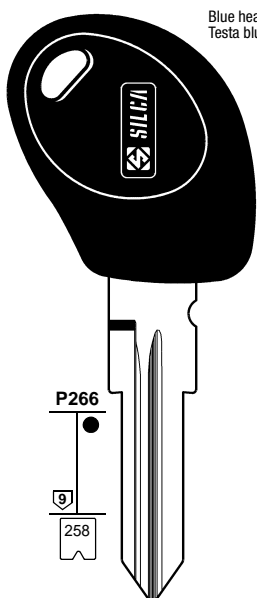


**HU133RFH**  
..... 50001-51308  
U ..... 1-2000  
IP ..... 5001-6308

HUF

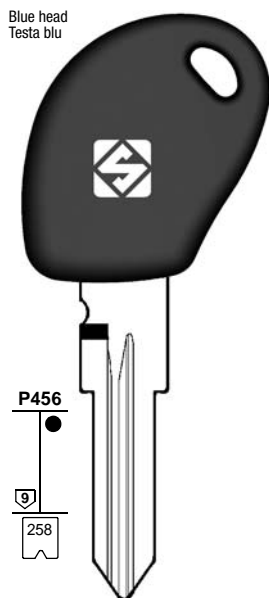
FOR:  
PER:

# FIAT

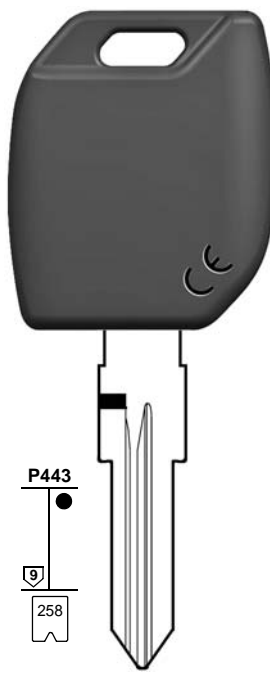


**GT15RBT5**  
W .....  
0001-9640

GIOBERT - TRW SIPEA

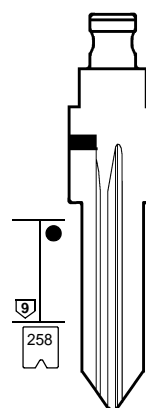


**GT15RBTE**  
W .....  
0001-9640



**GT15RMH**  
W .....  
0001-9640

GIOBERT - TRW SIPEA



**GT15RFH**  
W .....  
0001-9640

GIOBERT - TRW SIPEA

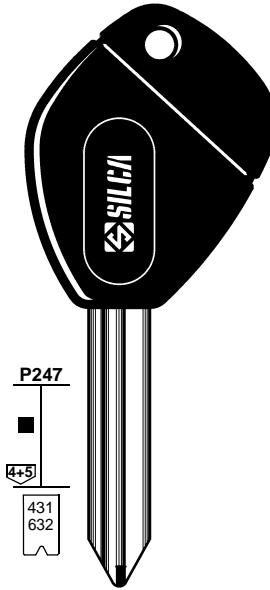
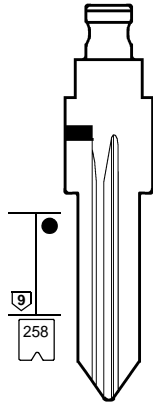
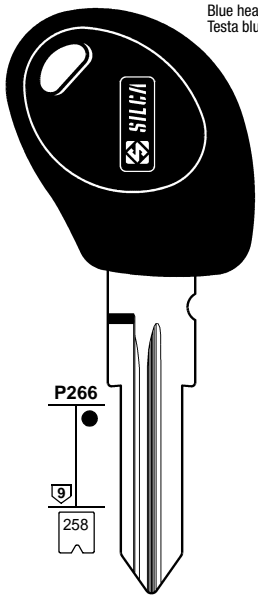


**SIP22LP**  
DE .....  
1-11210



FOR:  
PER:

# FIAT



0111111-628888  
..... H  
0111111-628888  
63/99 ..... 1-2-4-6-8  
63/99 ..... H 1-2-4-6-8

0111111-628888  
..... H  
0111111-628888  
63/99 ..... 1-2-4-6-8  
63/99 ..... H 1-2-4-6-8

  
**GT15RBT5**  
W .....  
0001-9640

 **FH FLIP**  
**GT15RFH**  
W .....  
0001-9640

  
**SX9CP**

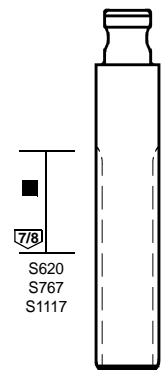
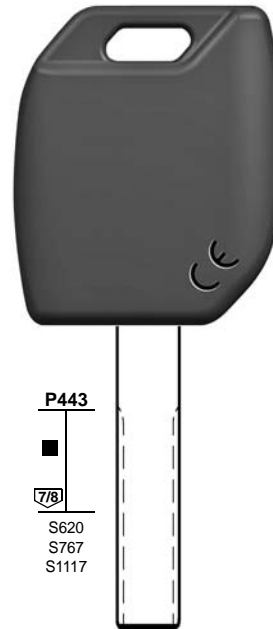
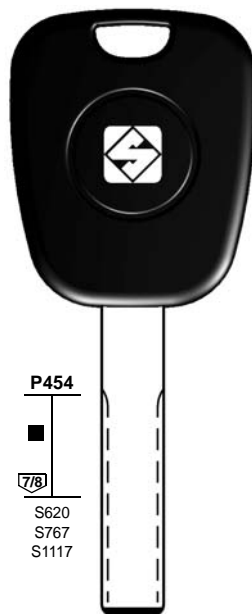
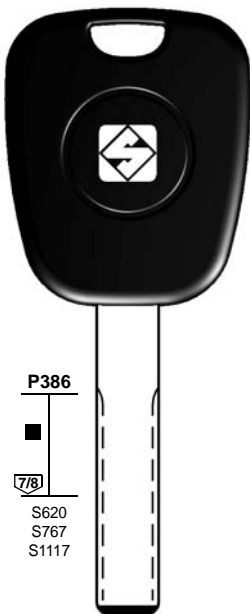
  
**SX9T5**

GIOBERT - TRW SIPEA

SIMPLEX

FOR:  
PER:

# FIAT



  
**HU83T14**  
..... 1-2000

 **TE KEY**  
**HU83TE**

 **MH KEY**  
**HU83MH**  
..... 1-2000

 **FH FLIP**  
**HU83FH**  
..... 1-2000

VALEO

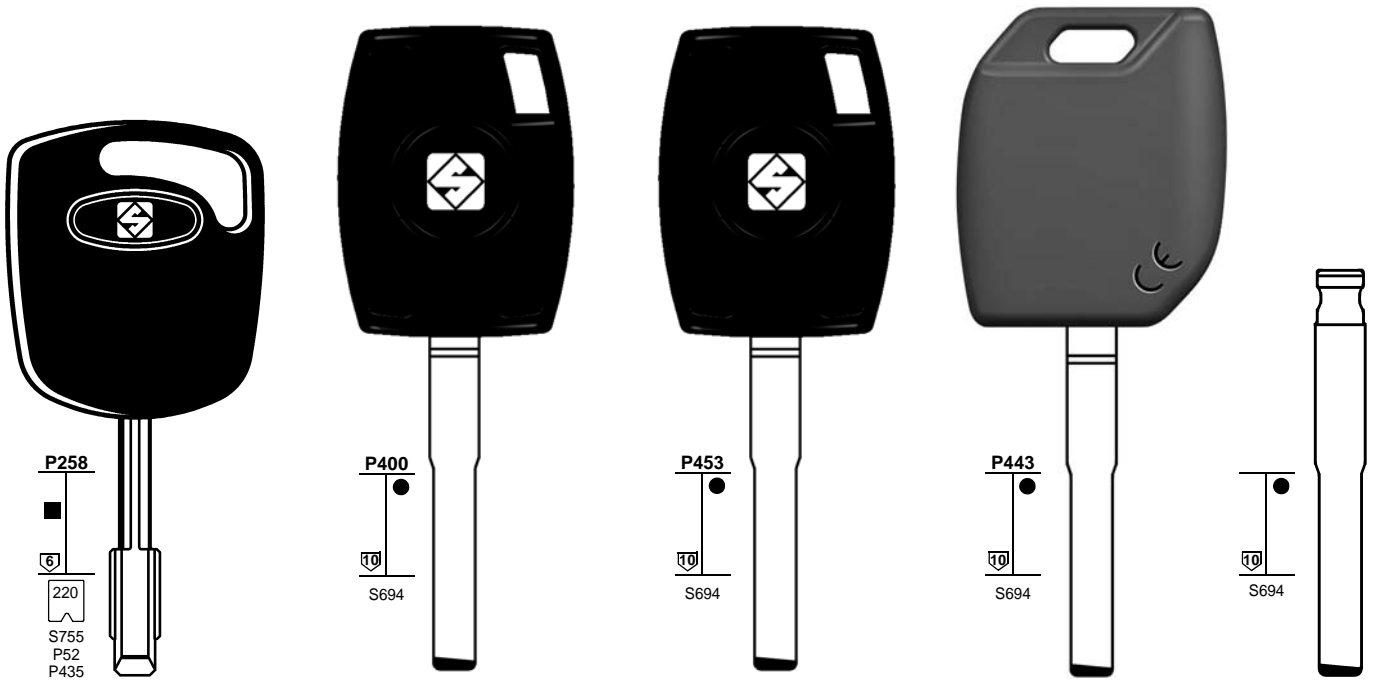
VALEO





FOR:  
PER:

## FORD AUS



P258



220

S755  
P52  
P435

P400



S694

P453



S694

P443



S694



S694



**FO21T3**

T .... 1-1050  
T .... 1-2330  
T .... 1051-2330  
T ..... 1-2-3-4



**HU101T20**

.... 1-4000



**HU101TE**

.... 1-4000



**HU101MH**

.... 1-4000



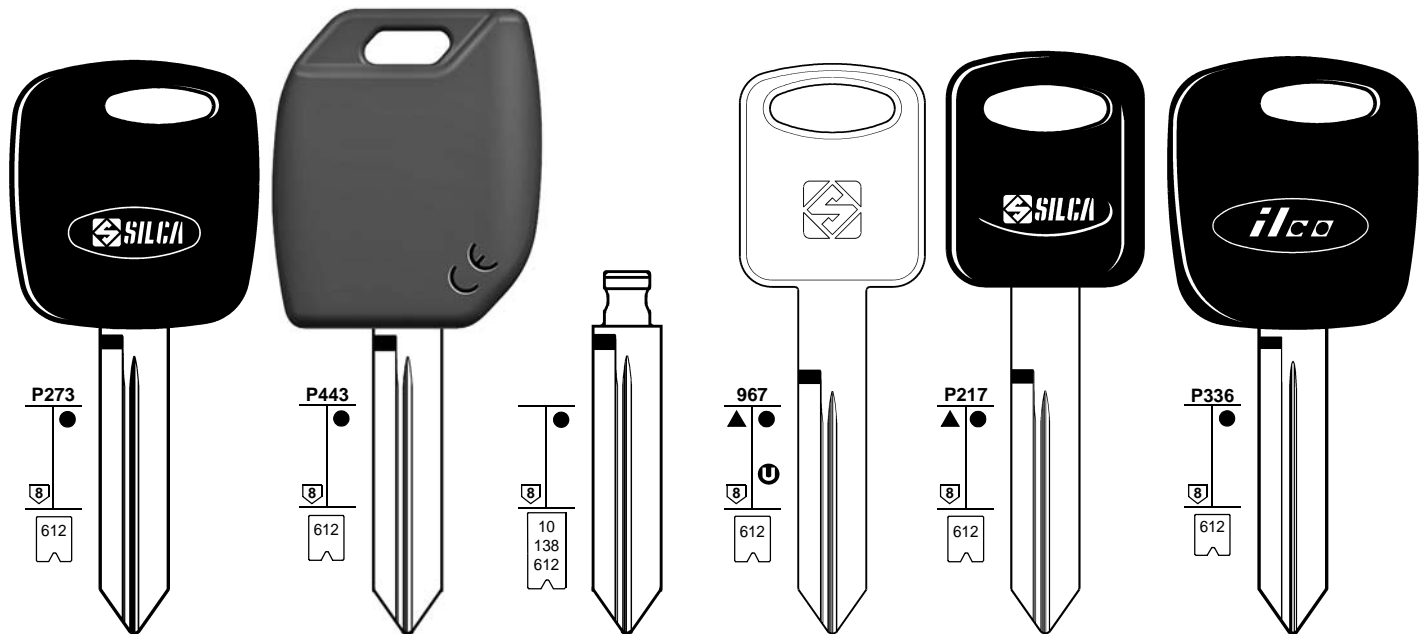
**HU101FH**

.... 1-4000

TIBBE - VALEO

FOR:  
PER:

## FORD AUS



P273



612

P443



612

10  
138  
612

967



612

P217



612

P336



612

.... X 1-1706



**FO38RTE**



**FO38RT3**



**FO38RT17**



**FO38RMH**

.... X 1-1706



**FO38RFH**

... A ... 101-381.501-579  
... B ... 101-410.501-602  
... C ... 101-404.501-624  
... D ... 101-340.501-602  
... E ... 101-304.501-579  
... X 1-1706



**FO40R**

.... X 1-1706  
.... Y 1-1200



**FO40RBP**

.... X 1-1706  
.... Y 1-1200



**H86-PT**

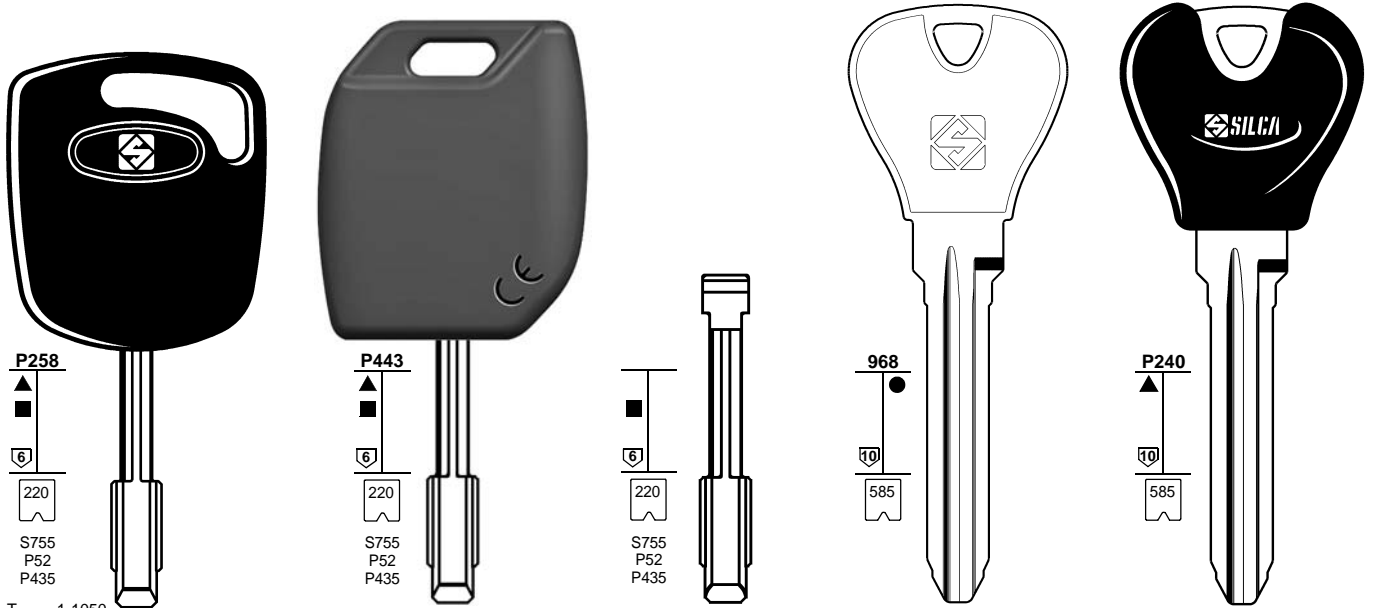
.... X 1-1706

STRATTEC



FOR:  
PER:

# FORD AUS



T . . . . 1-1050  
T . . . . 1-2330  
T . . . . 1051-2330  
T . . . . . 1-2-3-4

**TE KEY**  
**FO21TE**  
**FO21T7**

**MH KEY**  
**FO21MH**  
T . . . . 1-1050  
T . . . . 1-2330  
T . . . . 1051-2330  
T . . . . . 1-2-3-4

**FH FLIP**  
**FO21FH**  
T . . . . 1-1050  
T . . . . 1-2330  
T . . . . 1051-2330  
T . . . . . 1-2-3-4

**FO34**  
B . . . . 5001-6200 (NEW)  
B . . . . 1001-2200  
B . . . . 1001-2200 (NEW)  
B . . . . 5001-6200

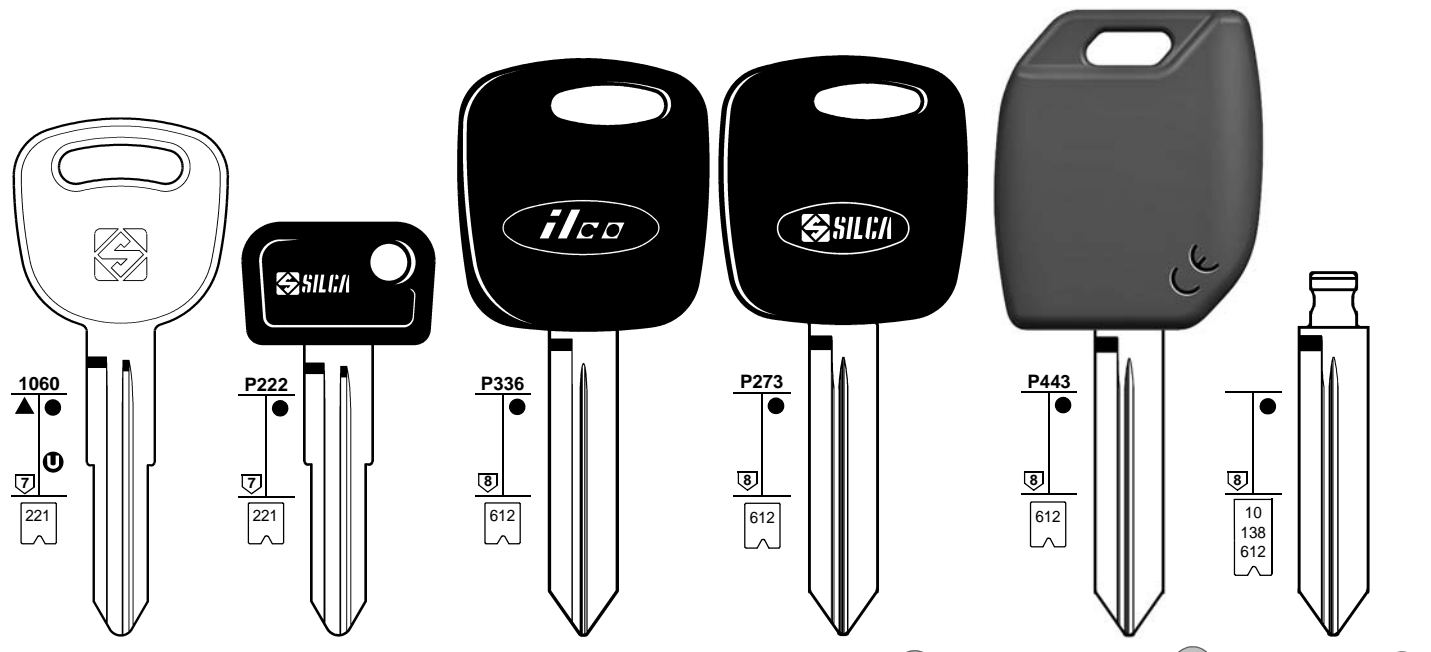
**FO34AP**  
B . . . . 5001-6200 (NEW)  
B . . . . 1001-2200  
B . . . . 1001-2200 (NEW)  
B . . . . 5001-6200

TIBBE - VALEO

TIBBE - VALEO

FOR:  
PER:

# FORD AUS



**KIA1R**  
Y . . . .  
7001-8200

**KIA1RP**  
Y . . . .  
7001-8200

**H86-PT**  
. . . . X  
0001-1706

**TE KEY**  
**FO38RTE**  
. . . . X  
0001-1706

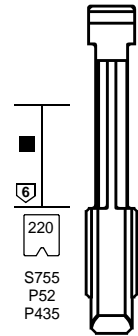
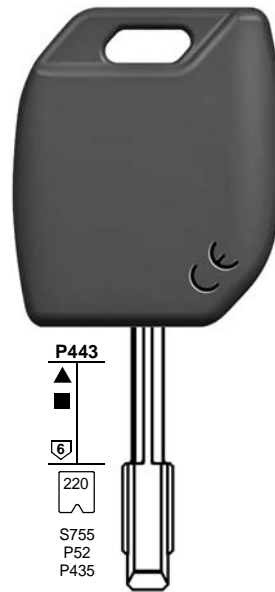
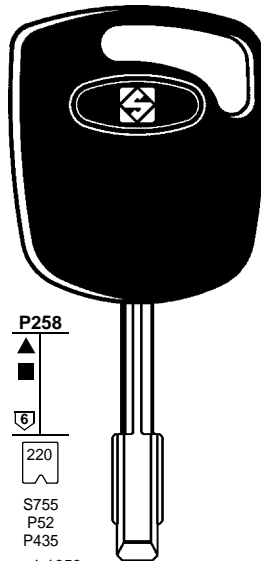
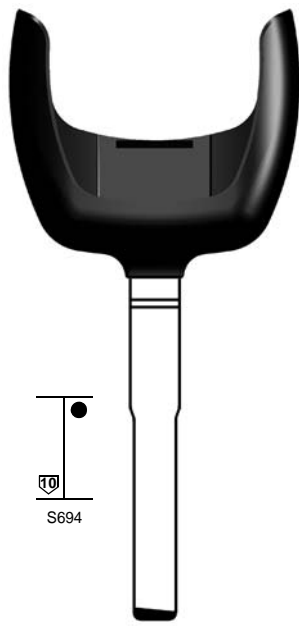
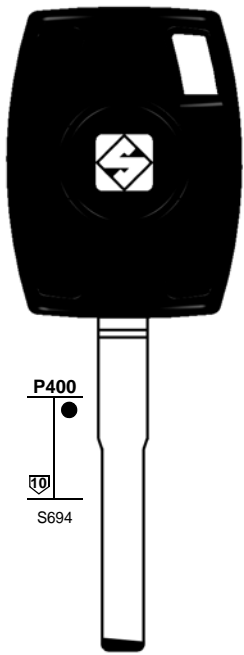
**MH KEY**  
**FO38RMH**  
. . . . X  
0001-1706

**FH FLIP**  
**FO38RFH**  
. . . . A . . . 101-381.501-579  
. . . . B . . . 101-410.501-602  
. . . . C . . . 101-404.501-624  
. . . . D . . . 101-340.501-602  
. . . . E . . . 101-304.501-579  
. . . . X 1-1706



FOR:  
PER:

## FORD AUS



T ..... 1-1050  
T ..... 1-2330  
T ..... 1051-2330  
T ..... 1-2-3-4

**HU101T17**  
..... 1-4000

**HU101AP**  
..... 1-4000

**FO21TE**

**FO21MH**  
T ..... 1-1050  
T ..... 1-2330  
T ..... 1051-2330  
T ..... 1-2-3-4

**FO21FH**  
T ..... 1-1050  
T ..... 1-2330  
T ..... 1051-2330  
T ..... 1-2-3-4

**HU101T20**  
..... 1-4000

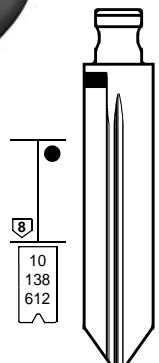
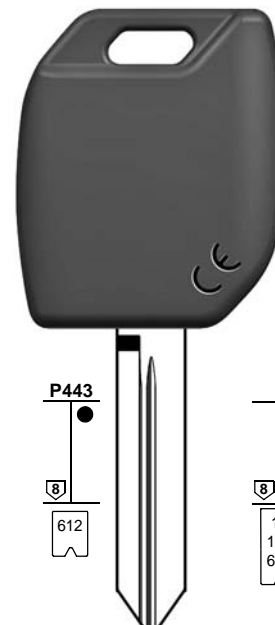
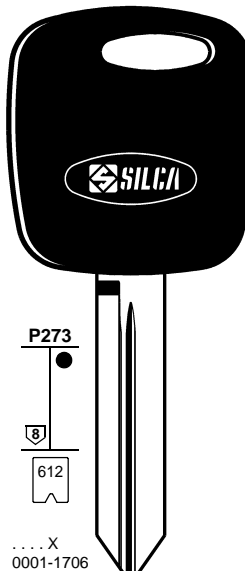
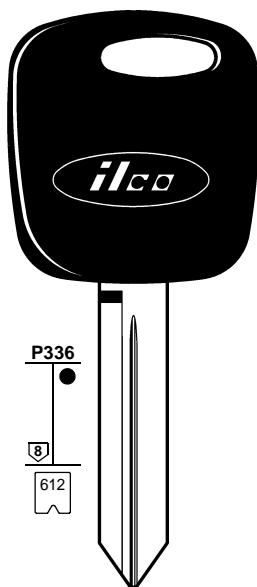
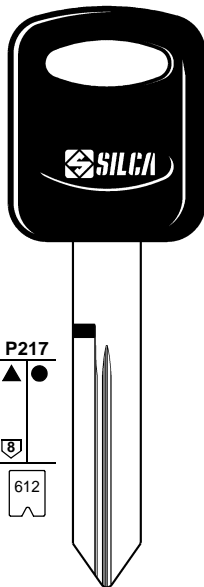
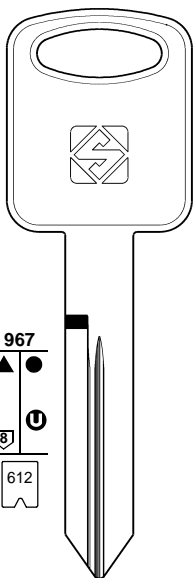
**FO21T7**

TIBBE - VALEO

TIBBE - VALEO

FOR:  
PER:

## FORD AUS



**FO40R**  
..... X 1-1706  
..... Y 1-1200

**FO40RBP**  
..... X 1-1706  
..... Y 1-1200

**H86-PT**  
..... X  
0001-1706

**FO38RTE**

**FO38RT3**

**FO38RT17**

**FO38RMH**  
..... X  
0001-1706

**FO38RFH**  
... A ... 101-381.501-579  
... B ... 101-410.501-602  
... C ... 101-404.501-624  
... D ... 101-340.501-602  
... E ... 101-304.501-579  
... X 1-1706

STRATTEC



FOR:  
PER:

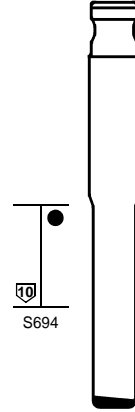
# FORD AUS



**HU101TE**  
..... 1-4000



**HU101MH**  
..... 1-4000



**HU101FH**  
..... 1-4000

FOR:  
PER:

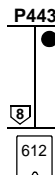
# FORD AUS



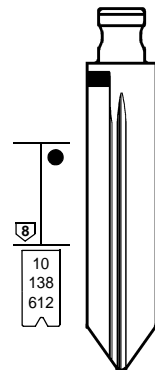
**H86-PT**  
..... X  
0001-1706



**FO38RTE**  
..... X  
0001-1706



**FO38RMH**  
..... X  
0001-1706



**FO38RFH**  
..... A ... 101-381.501-579  
..... B ... 101-410.501-602  
..... C ... 101-404.501-624  
..... D ... 101-340.501-602  
..... E ... 101-304.501-579  
..... X 1-1706



1	2	2a	3	3a	3b	e1+e2		6	42+71	72	43+44a	12	15
						<b>GTI COMPATIBLE</b>		<b>IGNITION</b>					
<b>CAR MAKE MODEL</b>	FROM	TO	SILCA REF.	SILCA REF.	SILCA REF.	COPY	GEN.	TRANSP. TYPE	FAST COPY PLUS RW4 PLUS FAST COPY/RW4	FAST COPY PLUS RW4 PLUS	FAST COPY RW4	STP	

For more info on the uses of car keys, refer to the Silca Electronic Keys Catalogue:




### FORD AUS

TERRITORY	2005		HU101MH	HU101TE	HU101FH	Y	Y	TEX / CR2	6F	Y	P-BOX		
TRIBUTE	2001	2003	H86-PT					TEX / CR	60				H
TRIBUTE	2001	2003	FO38RMH	FO38RTE	FO38RFH	Y	Y	TEX / CR	60	Y	P-BOX		

FOR:  
PER:

## FORD EU

\*



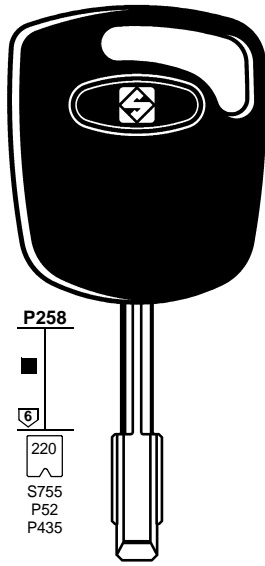
S755  
P52  
P435

T.... 1-1050  
T.... 1-2330  
T.... 1051-2330  
T..... 1-2-3-4



**FO21AP**

\* Key blank to be applied to the original remote control (the remote control includes the transponder chip)



P258



S755  
P52  
P435

T.... 1-1050  
T.... 1-2330  
T.... 1051-2330  
T..... 1-2-3-4



**FO21TE**



**FO21T17▲**



**FO21T3**



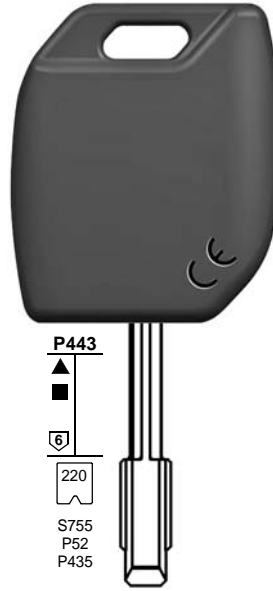
**FO21T7**



**FO21T3M**

Red head  
Testa rossa

TIBBE - VALEO



P443

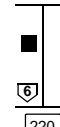
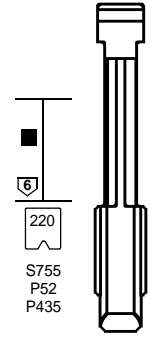


S755  
P52  
P435

T.... 1-1050  
T.... 1-2330  
T.... 1051-2330  
T..... 1-2-3-4



**FO21MH**



S755  
P52  
P435

T.... 1-1050  
T.... 1-2330  
T.... 1051-2330  
T..... 1-2-3-4

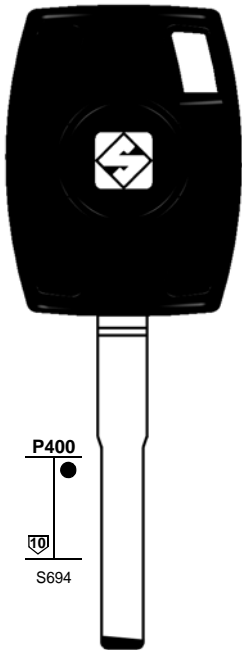


**FO21FH**

TIBBE - VALEO

FOR:  
PER:

## FORD EU



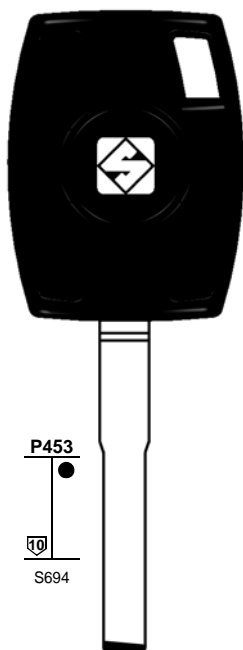
P400



S694



**HU101T17**  
.... 1-4000



P453



S694



**HU101TE**  
.... 1-4000



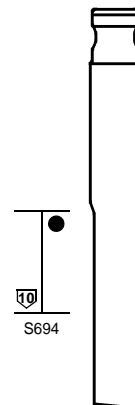
P443



S694



**HU101MH**  
.... 1-4000



S694

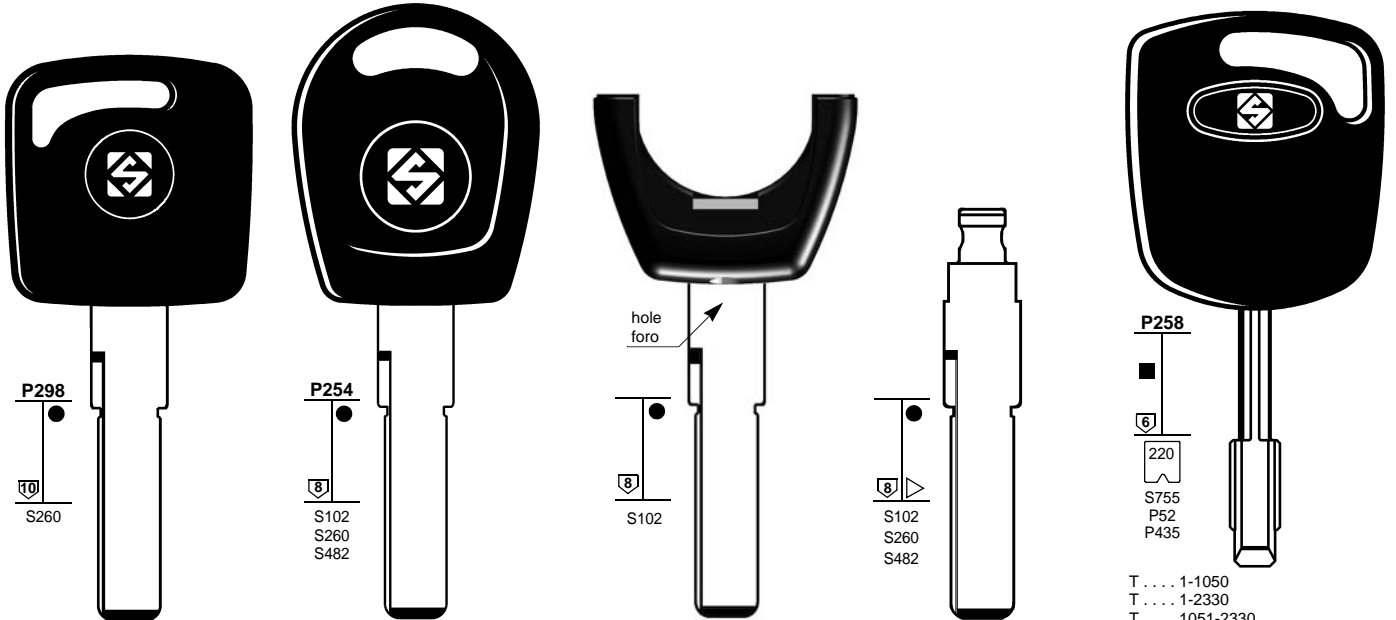


**HU101FH**  
.... 1-4000

1	2	2a	3	3a	3b	e1+e2		6	42+71	72	43+44a	12	15
						<b>GTI COMPATIBLE</b>		<b>IGNITION</b> 					
<b>CAR MAKE MODEL</b>	FROM	TO	SILCA REF.	SILCA REF.	SILCA REF.	COPY	GEN.	TRANSP. TYPE	FAST COPY PLUS RW4 PLUS FAST COPY/RW4	FAST COPY PLUS RW4 PLUS	FAST COPY RW4	STP	
For more info on the uses of car keys, refer to the Silca Electronic Keys Catalogue:													
<b>FORD EU</b>													
B-MAX	2012		SMARTKEY					TEX / MA	6E				
C-MAX	2011							TEX / MA	6E				
CONNECT	2002		FO21T7					TEX / CR	60				S5
CONNECT	2002		FO21MH	FO21TE	FO21FH	Y	Y	TEX / CR	60	Y	P-BOX		
COUGAR	1997	2002	FO21T3					TEXAS	4C				S2
COUGAR	1997	2002	FO21T3M					TEXAS	4C				S2
COUGAR	1997	2002	FO21T3					TEXAS	4C				S5
COUGAR	1997	2002	FO21T3M					TEXAS	4C				S5
COUGAR	1997	2002	FO21MH	FO21TE	FO21FH	Y	Y	TEXAS	4C	Y	P-BOX		
COURIER KOMBI	1998	2002	FO21T3M					TEXAS	4C				S2
COURIER KOMBI	1998	2002	FO21T3					TEXAS	4C				S2
COURIER KOMBI	1998	2002	FO21T3					TEXAS	4C				S5
COURIER KOMBI	1998	2002	FO21T3M					TEXAS	4C				S5
COURIER KOMBI	1998	2002	FO21MH	FO21TE	FO21FH	Y	Y	TEXAS	4C	Y	P-BOX		
ESCORT	1995	2000	FO21T3					TEXAS	4C				S2
ESCORT	1995	2000	FO21T3M					TEXAS	4C				S2
ESCORT	1995	2000	FO21T3M					TEXAS	4C				S5
ESCORT	1995	2000	FO21T3					TEXAS	4C				S5
ESCORT	1995	2000	FO21MH	FO21TE	FO21FH	Y	Y	TEXAS	4C	Y	P-BOX		
FIESTA	1995	2002	FO21T3M					TEXAS	4C				S2
FIESTA	1995	2002	FO21T3					TEXAS	4C				S2
FIESTA	1995	2002	FO21T3					TEXAS	4C				S5
FIESTA	1995	2002	FO21T3M					TEXAS	4C				S5
FIESTA	1995	2002	FO21MH	FO21TE	FO21FH	Y	Y	TEXAS	4C	Y	P-BOX		
FIESTA	2003	2008	FO21T17					TEX / CR	63				S5
FIESTA	2003	2008	FO21MH	FO21TE	FO21FH	Y	Y	TEX / CR	63	Y	P-BOX		
FIESTA	2008	2012	HU101T17					TEX / CR	63				
FIESTA	2008	2012	HU101MH	HU101TE	HU101FH	Y	Y	TEX / CR	63	Y	P-BOX		
FIESTA	2013							TEX / MA	6E				
FOCUS	1998	2004	FO21T7					TEX / CR	60				S5
FOCUS	1998	2004	FO21AP										
FOCUS	1998	2004	FO21MH	FO21TE	FO21FH	Y	Y	TEX / CR	60	Y	P-BOX		
FOCUS	2004	2010	HU101T17					TEX / CR	63				
FOCUS	2004	2010	HU101MH	HU101TE	HU101FH	Y	Y	TEX / CR	63	Y	P-BOX		
FOCUS	2011							TEX / MA	6E				
FOCUS C-MAX	2003	2010	HU101T17					TEX / CR	63				
FOCUS C-MAX	2003	2010	HU101MH	HU101TE	HU101FH	Y	Y	TEX / CR	63	Y	P-BOX		
FUSION	2002		FO21T17					TEX / CR	63				S5
FUSION	2002		FO21MH	FO21TE	FO21FH	Y	Y	TEX / CR	63	Y	P-BOX		

FOR:  
PER:

## FORD EU



**HU66BT1**  
.... 1-2000



**HU66T10**  
1ATS ..... 00001-17850  
.... 1-2000  
.... 1-6000



**HU66DT5**  
.... 1-2000



**HU66FH**  
.... 1-2000  
.... 0001-6000



**FO21TE**



**FO21T3**

Red head  
Testa rossa



**HU66BT28**  
.... 1-2000



**FO21T7**



**FO21T3M**

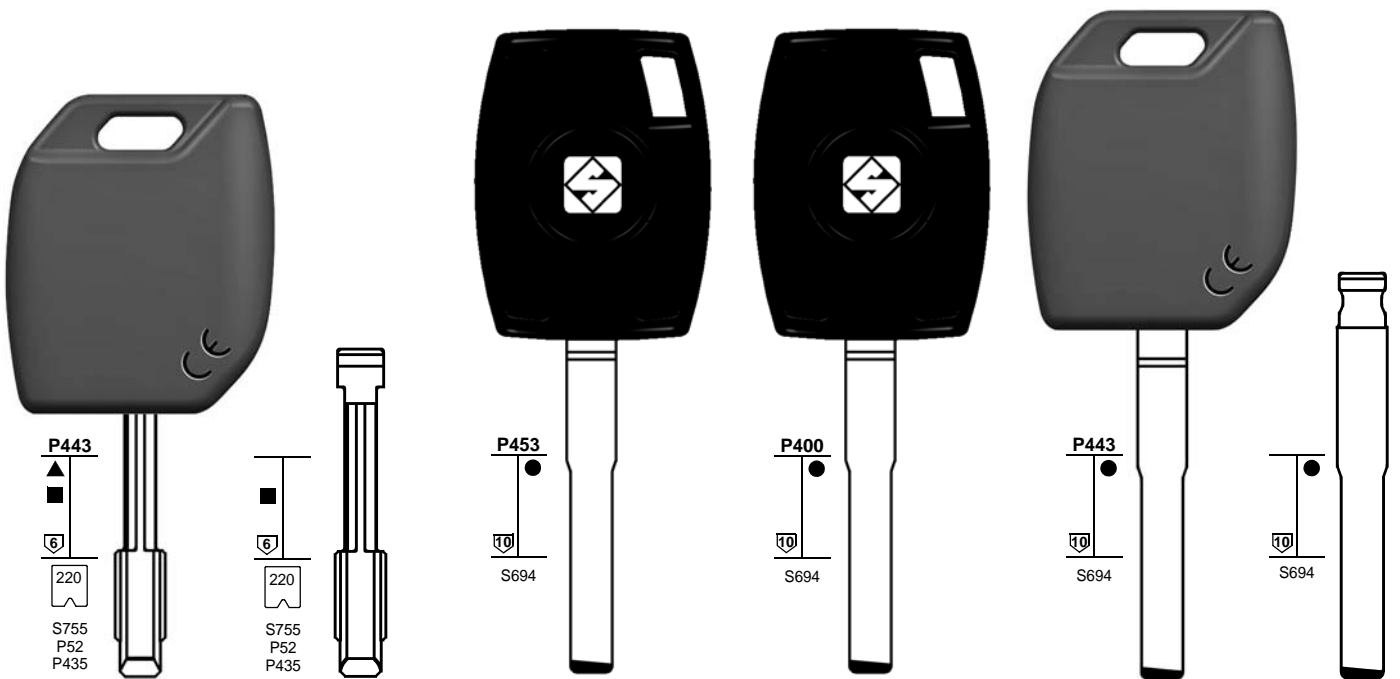
WITTE

WITTE

TIBBE - VALEO

FOR:  
PER:

## FORD EU



**FO21MH**  
T... 1-1050  
T... 1-2330  
T... 1051-2330  
T... 1-2-3-4



**FO21FH**  
T... 1-1050  
T... 1-2330  
T... 1051-2330  
T... 1-2-3-4



**HU101TE**  
.... 1-4000



**HU101T17**  
.... 1-4000



**HU101MH**  
.... 1-4000



**HU101FH**  
.... 1-4000

TIBBE - VALEO

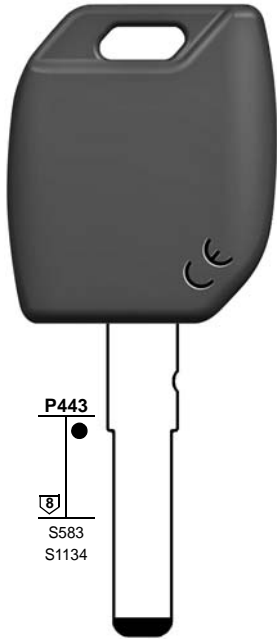
STRATTEC

STRATTEC

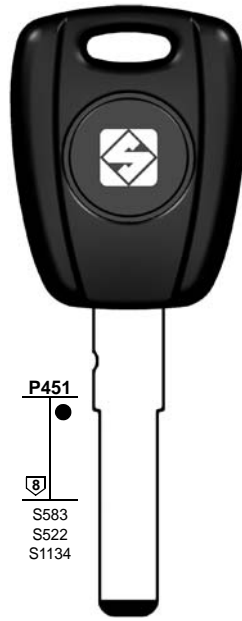


FOR:  
PER:

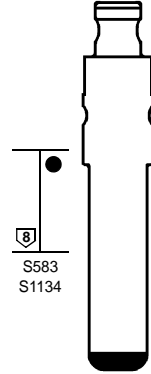
## FORD EU



**SIP22MH**  
DE . . . . . 1-11210



**SIP22TE**  
DE . . . . . 1-11210



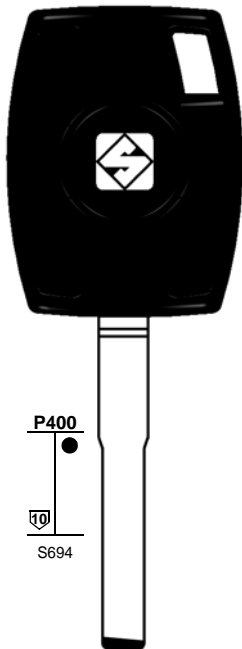
**SIP22FH**  
DE . . . . . 1-11210

GIOBERT - TRW SIPEA

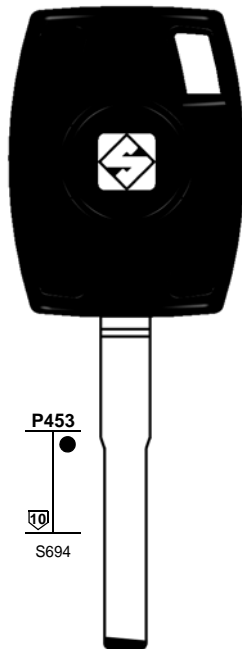
GIOBERT - TRW SIPEA

FOR:  
PER:

## FORD EU



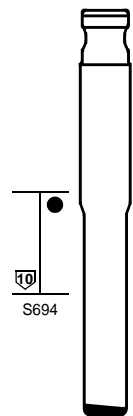
**HU101T17**  
. . . . . 1-4000



**HU101TE**  
. . . . . 1-4000



**HU101MH**  
. . . . . 1-4000



**HU101FH**  
. . . . . 1-4000

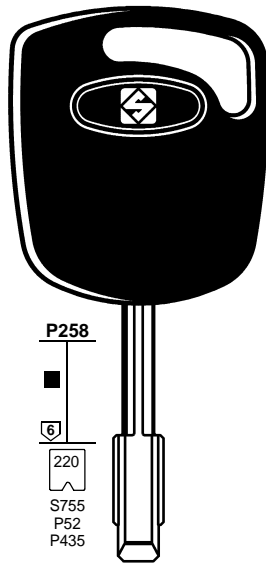
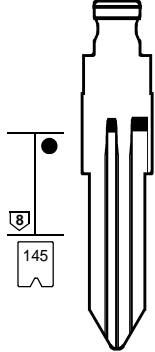
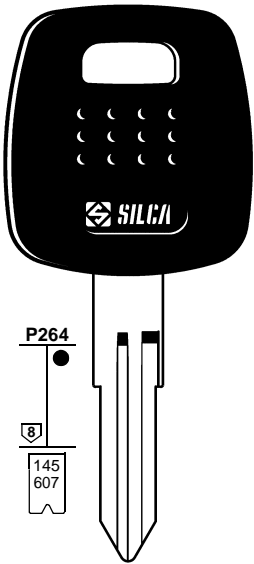
STRATTEC

STRATTEC

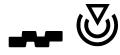
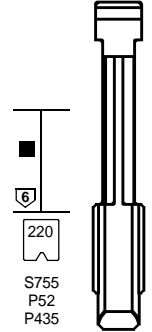
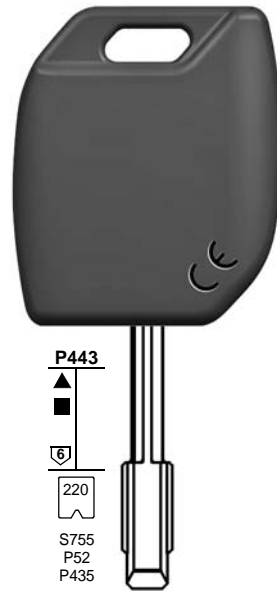


FOR:  
PER:

# FORD EU



T ..... 1-1050  
T ..... 1-2330  
T ..... 1051-2330  
T ..... 1-2-3-4



**NSN11T2**  
X ..... 1-8000  
..... 1-22185  
..... 30001-37850  
X ..... 8001-9000



**NSN11FH**  
X ..... 1-8000  
X ..... 8001-9000



**FO21TE**



**FO21T3**

Red head  
Testa rossa



**FO21T7**



**FO21T3M**



**FO21MH**  
T ..... 1-1050  
T ..... 1-2330  
T ..... 1051-2330  
T ..... 1-2-3-4



**FO21FH**  
T ..... 1-1050  
T ..... 1-2330  
T ..... 1051-2330  
T ..... 1-2-3-4

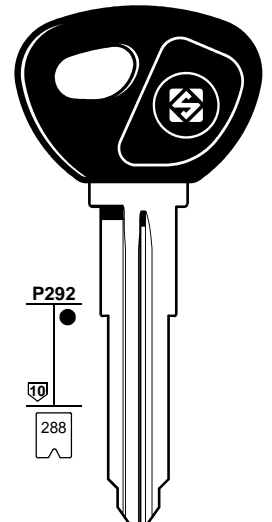
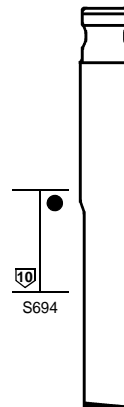
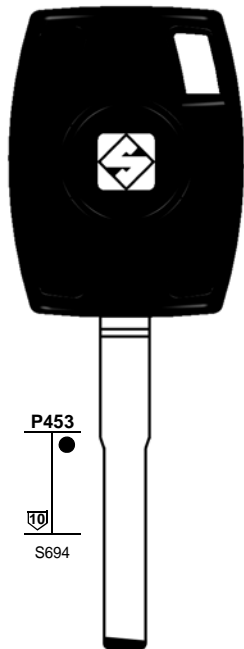
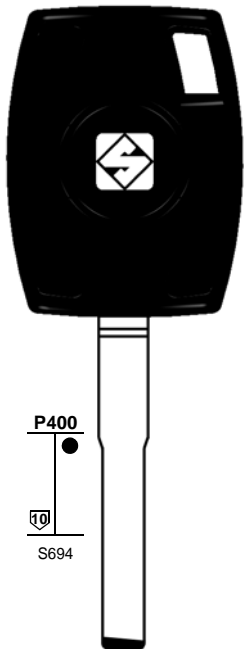
VALEO

TIBBE - VALEO

TIBBE - VALEO

FOR:  
PER:

# FORD EU



**HU101T17**  
..... 1-4000



**HU101TE**  
..... 1-4000



**HU101MH**  
..... 1-4000



**HU101FH**  
..... 1-4000



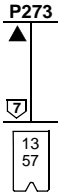
**MAZ13T5**  
.....  
10100-12283





FOR:  
PER:

## FORD SUD AMERICA



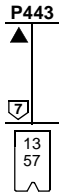
**FO10TE**

AK ..... 1-1000  
TL ..... 1-1000  
TX ..... 1-1859



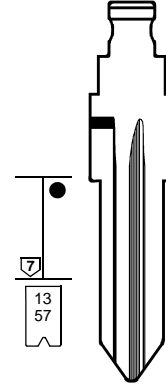
**FO10T7**

AK ..... 1-1000  
TC ..... 1-1000  
TX ..... 1-1859



**FO10MH**

AK ..... 1-1000  
TC ..... 1-1000  
TX ..... 1-1859

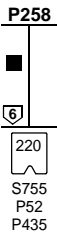


**FO10FH**

AK ..... 1-1000  
TL ..... 1-1000  
TX ..... 1-1859

FOR:  
PER:

## FORD SUD AMERICA



S755  
P52  
P435

T ..... 1-1050  
T ..... 1-2330  
T ..... 1051-2330  
T ..... 1-2-3-4



**FO21TE**



**FO21T3**

Red head  
Testa rossa

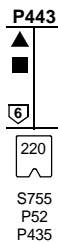


**FO21T7**



**FO21T3M**

TIBBE - VALEO

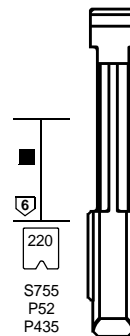


S755  
P52  
P435



**FO21MH**

T ..... 1-1050  
T ..... 1-2330  
T ..... 1051-2330  
T ..... 1-2-3-4



S755  
P52  
P435



**FO21FH**

T ..... 1-1050  
T ..... 1-2330  
T ..... 1051-2330  
T ..... 1-2-3-4



S755  
P52  
P435



**FO38RT3**

..... X  
0001-1706



**FO38RT17**

..... X  
0001-1706

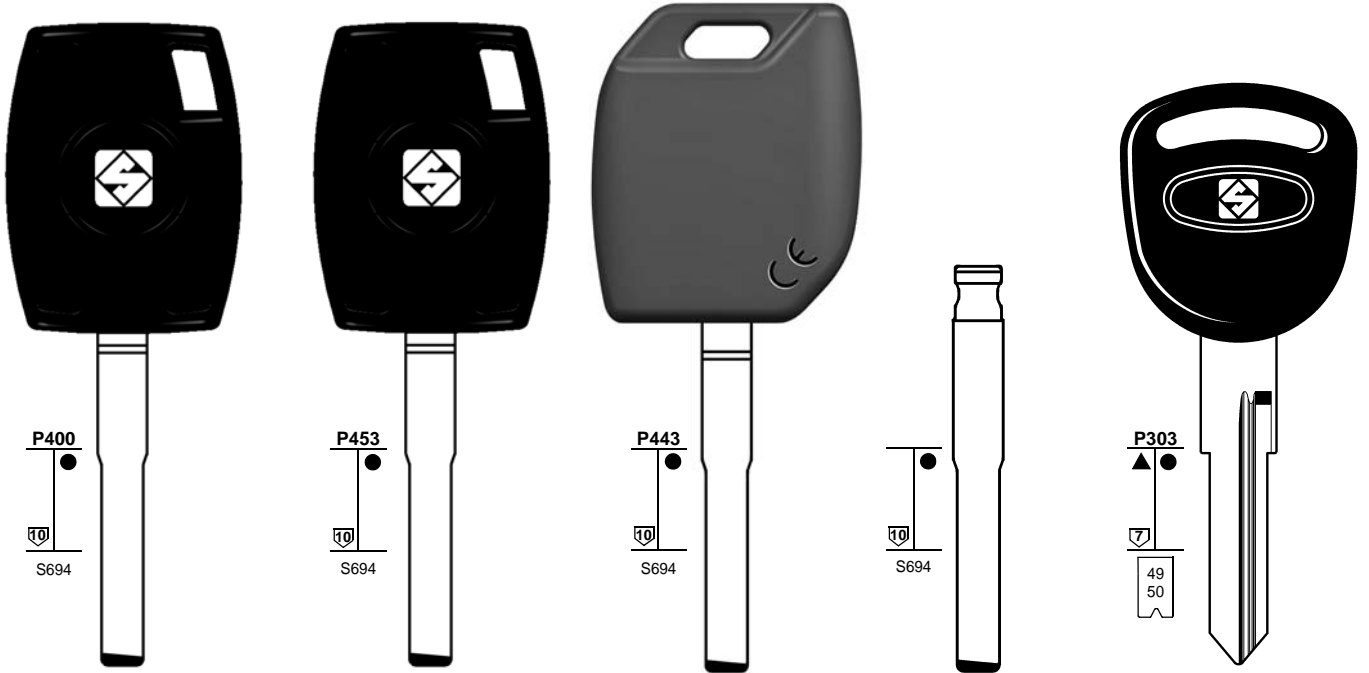
STRATTEC

TIBBE - VALEO



FOR:  
PER:

# FORD SUD AMERICA



**HU101T17**  
..... 1-4000

**HU101TE**  
..... 1-4000

**HU101MH**  
..... 1-4000

**HU101FH**  
..... 1-4000

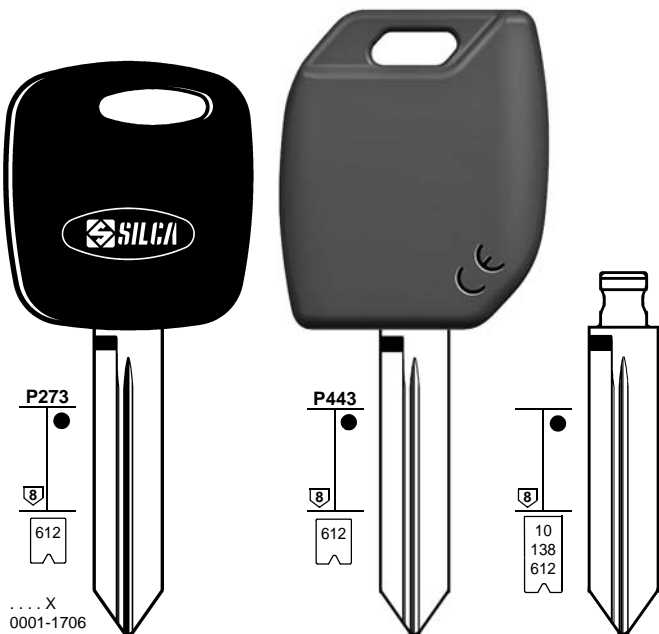
**WT7FP**  
HV ..... 1-8154  
HV ..... 1001-9282

HUF

HUF

FOR:  
PER:

# FORD SUD AMERICA



..... X  
0001-1706

**FO38RTE**

**FO38RMH**  
..... X  
0001-1706

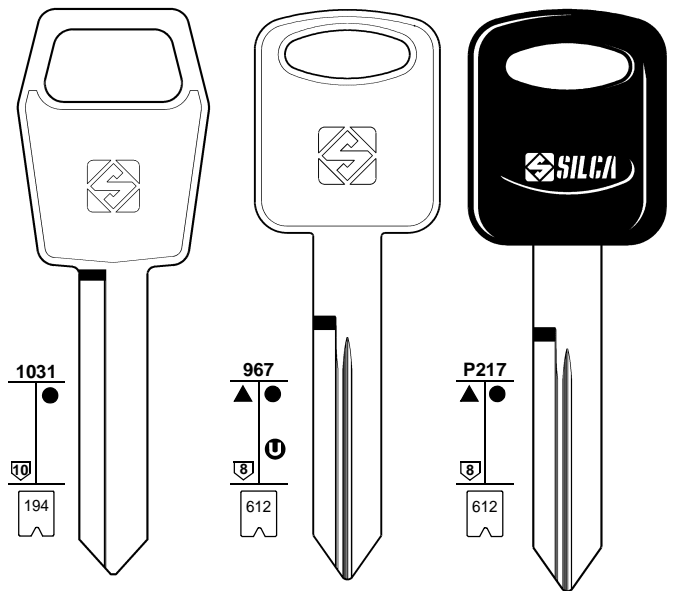
**FO38RFH**  
... A ... 101-381.501-579  
... B ... 101-410.501-602  
... C ... 101-404.501-624  
... D ... 101-340.501-602  
... E ... 101-304.501-579  
... X 1-1706

**FO38RT3**

**FO38RT17**

STRATTEC

# FORD USA



**FO35**  
... A ... 101-381.501-579  
... B ... 101-410.501-602  
... C ... 101-404.501-624  
... D ... 101-340.501-602  
... E ... 101-304.501-579

**FO40R**  
..... X 1-1706  
..... Y 1-1200

**FO40RBP**  
..... X 1-1706  
..... Y 1-1200

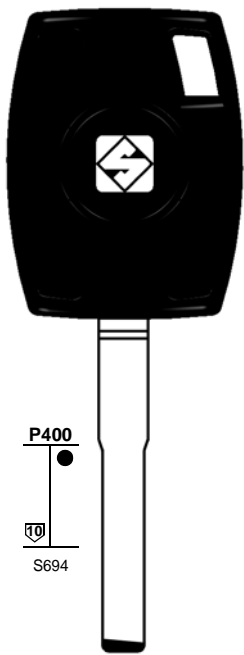
STRATTEC

STRATTEC

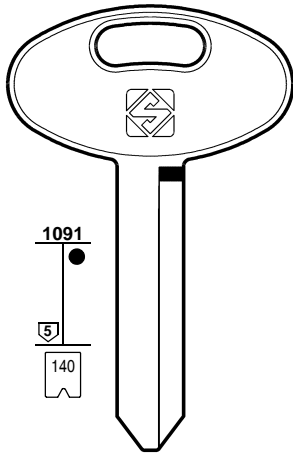


FOR:  
PER:

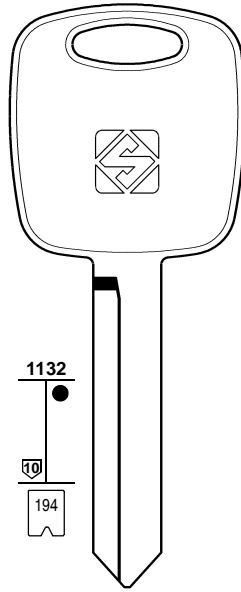
# FORD USA



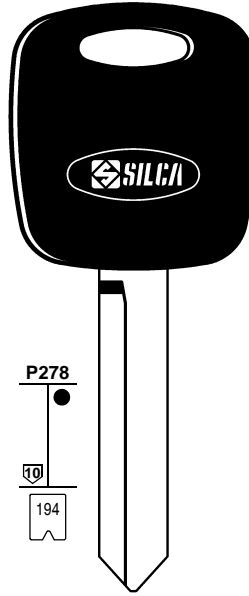
**HU101T20**  
... 1-4000



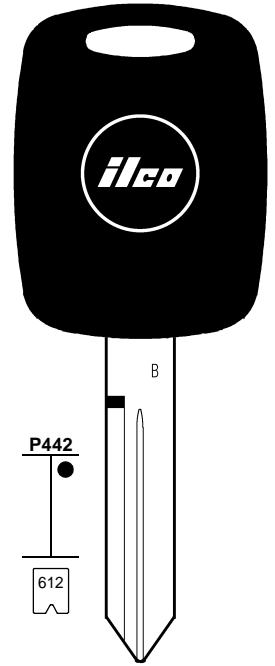
**FO37R**  
FB-PF ...  
0000-1863



**FO39**  
... A ... 101-381.501-579  
... B ... 101-410.501-602  
... C ... 101-404.501-624  
... D ... 101-340.501-602  
... E ... 101-304.501-579



**FO39CP**  
... A ... 101-381.501-579  
... B ... 101-410.501-602  
... C ... 101-404.501-624  
... D ... 101-340.501-602  
... E ... 101-304.501-579



**H72-EK3**  
... X  
1-1706

STRATTEC

STRATTEC

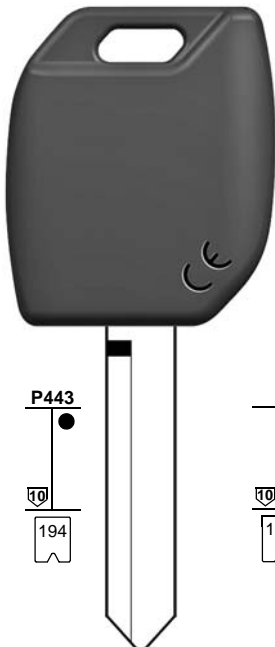
FOR:  
PER:

# FORD USA



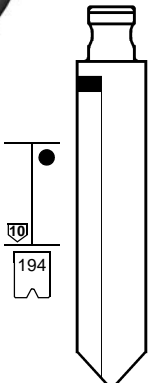
**FO26TE**

**FO26T3**



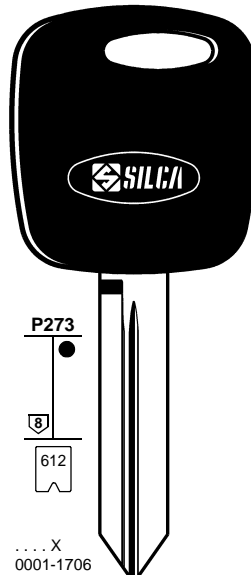
**FO26MH**

... A ... 101-381.501-579  
... B ... 101-410.501-602  
... C ... 101-404.501-624  
... D ... 101-340.501-602  
... E ... 101-304.501-579



**FO26FH**

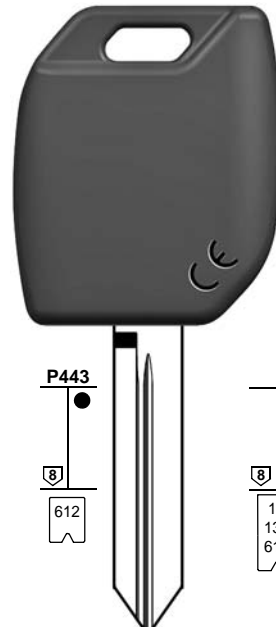
... A ... 101-381.501-579  
... B ... 101-410.501-602  
... C ... 101-404.501-624  
... D ... 101-340.501-602  
... E ... 101-304.501-579



**FO38RT3**

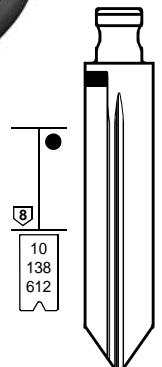
**FO38RT3**

**FO38RT17**



**FO38RMH**

... X  
0001-1706



**FO38RFH**

... A ... 101-381.501-579  
... B ... 101-410.501-602  
... C ... 101-404.501-624  
... D ... 101-340.501-602  
... E ... 101-304.501-579  
... X 1-1706

STRATTEC

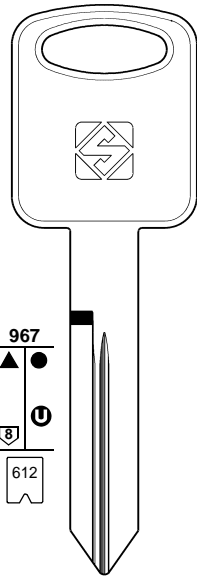
STRATTEC

STRATTEC

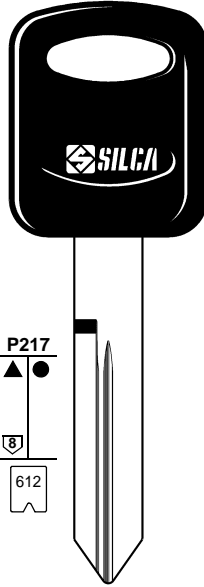


FOR:  
PER:

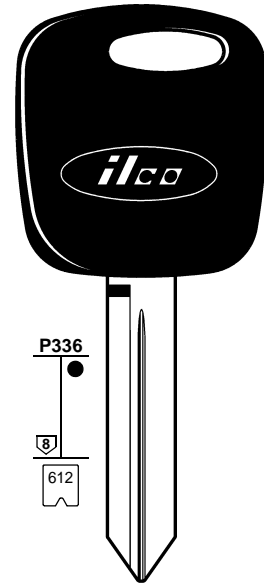
# FORD USA



**FO40R**  
.... X 1-1706  
.... Y 1-1200



**FO40RBP**  
.... X 1-1706  
.... Y 1-1200



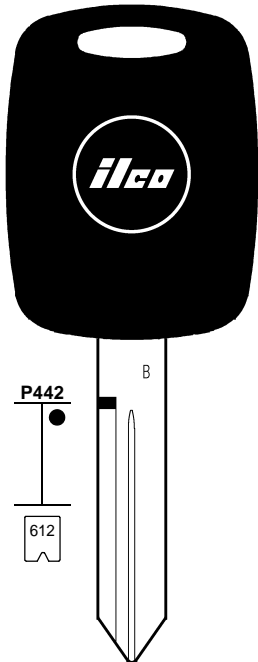
**H86-PT**  
.... X  
0001-1706

STRATTEC

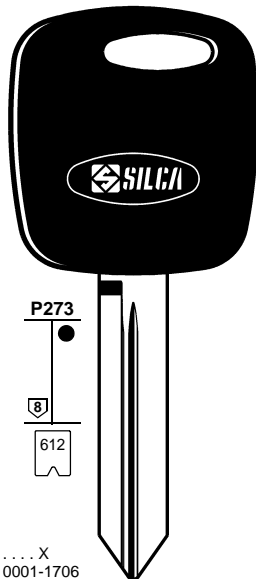
STRATTEC

FOR:  
PER:

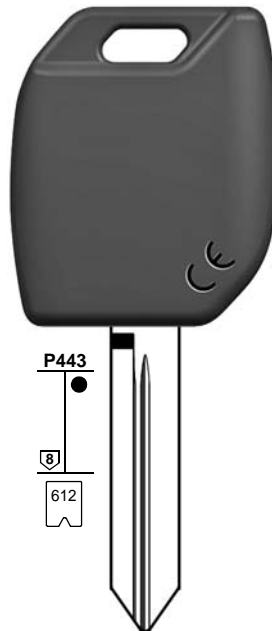
# FORD USA



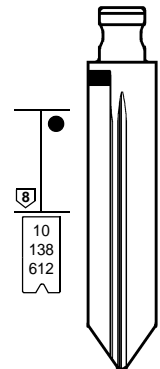
**H72-EK3**  
.... X  
1-1706



.... X  
0001-1706  
**FO38RTE**  
**FO38RT3**  
**FO38RT17**



**FO38RMH**  
.... X  
0001-1706



**FO38RFH**  
.... A ... 101-381.501-579  
.... B ... 101-410.501-602  
.... C ... 101-404.501-624  
.... D ... 101-340.501-602  
.... E ... 101-304.501-579  
.... X 1-1706

STRATTEC

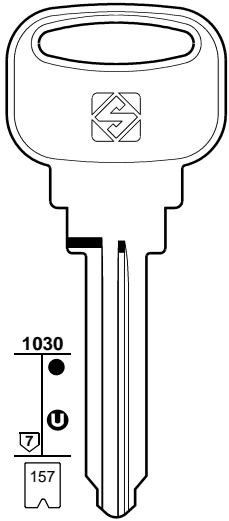
STRATTEC



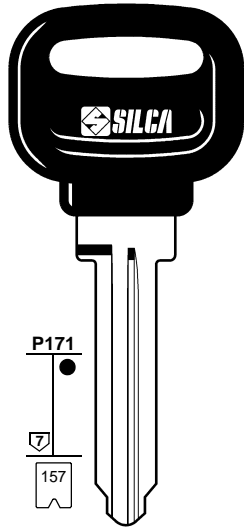
1	2	2a	3	3a	3b	e1+e2		6	42+71	72	43+44a	12	15
						GTI COMPATIBLE		IGNITION					
CAR MAKE MODEL	FROM	TO	SILCA REF.	SILCA REF.	SILCA REF.	COPY	GEN.	TRANSP. TYPE	FAST COPY PLUS RW4 PLUS FAST COPY/RW4	FAST COPY PLUS RW4 PLUS	FAST COPY RW4	STP	
For more info on the uses of car keys, refer to the Silca Electronic Keys Catalogue:													
<b>FORD USA</b>													
ESCAPE	2001	2004	H86-PT					TEX / CR	60				H
ESCAPE	2001	2004	FO38RMH	FO38RTE	FO38RFH	Y	Y	TEX / CR	60	Y	P-BOX		
ESCAPE	2005	2012	FO38RT17					TEX / CR	63				C
ESCAPE	2005	2012	FO38RMH	FO38RTE	FO38RFH	Y	Y	TEX / CR	63	Y	P-BOX		
ESCAPE	2012							TEX / MA	6E				
E-SERIES VAN	2008	2012	FO38RT17					TEX / CR	63				
E-SERIES VAN	2008	2012	FO38RMH	FO38RTE	FO38RFH	Y	Y	TEX / CR	63	Y	P-BOX		
E-SERIES VAN	2008							TEX / MA	6E				C
EXCURSION	2000	2006	FO38RT3					TEXAS	4C				C
EXCURSION	2000	2006	FO38RMH	FO38RTE	FO38RFH	Y	Y	TEXAS	4C	Y	P-BOX		
EXCURSION	2000	2006	H72-EK3					TEXAS	4C	Y	Y		
EXPEDITION	1997	1998	FO38RT3					TEXAS	4C				B
EXPEDITION	1997	2002	FO38RMH	FO38RTE	FO38RFH	Y	Y	TEXAS	4C	Y	P-BOX		
EXPEDITION	1997	2002	H72-EK3					TEXAS	4C	Y	Y		
EXPEDITION	1999	2002	FO38RT3					TEXAS	4C				C
EXPEDITION	2003	2010	FO38RT17					TEX / CR	63				C
EXPEDITION	2003	2010	FO38RMH	FO38RTE	FO38RFH	Y	Y	TEX / CR	63	Y	P-BOX		
EXPEDITION	2011							TEX / MA	6E				
EXPLORER	1996	1997	FO40R										
EXPLORER	1996	1997	FO40RBP										
EXPLORER	1998	2001	FO38RT3					TEXAS	4C				C
EXPLORER	1998	2001	H72-EK3					TEXAS	4C	Y	Y		
EXPLORER	1998	2001	FO38RMH	FO38RTE	FO38RFH	Y	Y	TEXAS	4C	Y	P-BOX		
EXPLORER	2001	2003	FO38RMH	FO38RTE	FO38RFH	Y	Y	TEX / CR	60	Y	P-BOX		
EXPLORER	2001	2003	H86-PT					TEX / CR	60				C
EXPLORER	2004	2010	FO38RT17					TEX / CR	63				C
EXPLORER	2004	2010	FO38RMH	FO38RTE	FO38RFH	Y	Y	TEX / CR	63	Y	P-BOX		
EXPLORER	2010		SMARTKEY					TEX / MA	6E				
EXPLORER	2011							TEX / MA	6E				
EXPLORER SPORT TRAC	1999	2001	FO38RT3					TEXAS	4C				C
EXPLORER SPORT TRAC	1999	2001	FO38RMH	FO38RTE	FO38RFH	Y	Y	TEXAS	4C	Y	P-BOX		
EXPLORER SPORT TRAC	2002	2010	FO38RT17					TEX / CR	63				C
EXPLORER SPORT TRAC	2002	2010	FO38RMH	FO38RTE	FO38RFH	Y	Y	TEX / CR	63	Y	P-BOX		
F-150	1998	2004	FO38RT3					TEXAS	4C				C
F-150	1998	2004	FO38RMH	FO38RTE	FO38RFH	Y	Y	TEXAS	4C	Y	P-BOX		
F-150	1998	2004	H72-EK3					TEXAS	4C	Y	Y		
F-150	2004	2008	FO38RT17					TEX / CR	63				C
F-150	2004	2010	FO38RMH	FO38RTE	FO38RFH	Y	Y	TEX / CR	63	Y	P-BOX		
F-150	2009	2010	FO38RT17					TEX / CR	63				C
F-150	2011							TEX / MA	6E				
F-250	1998	2004	FO38RT3					TEXAS	4C				C
F-250	1998	2004	FO38RMH	FO38RTE	FO38RFH	Y	Y	TEXAS	4C	Y	P-BOX		
F-250	1998	2004	H72-EK3					TEXAS	4C	Y	Y		
F-250	2004	2008	FO38RT17					TEX / CR	63				C
F-250	2004	2010	FO38RMH	FO38RTE	FO38RFH	Y	Y	TEX / CR	63	Y	P-BOX		
F-250	2008	2010	FO38RT17					TEX / CR	63				C

FOR:  
PER:

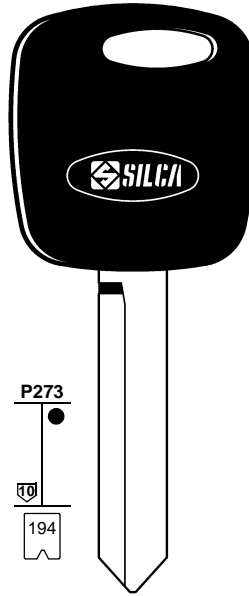
FORD USA



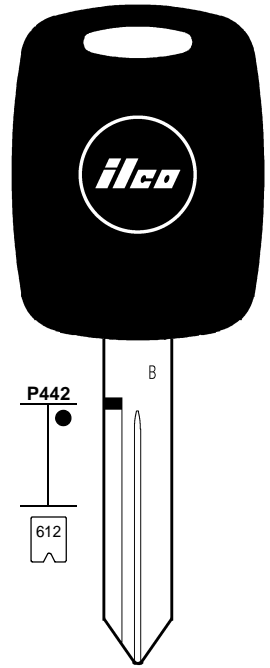
**FO22R**  
FA ...  
6500-7733



**FO22RP**  
FA ...  
6500-7733



**FO26T3**  
... A ... 101-381.501-579  
... B ... 101-410.501-602  
... C ... 101-404.501-624  
... D ... 101-340.501-602  
... E ... 101-304.501-579

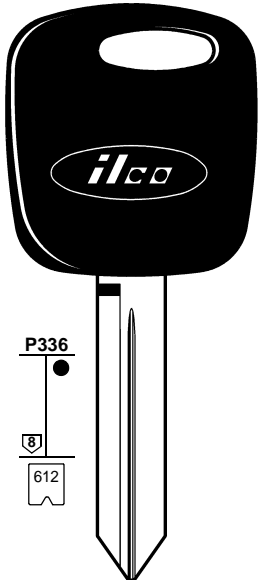


**H72-EK3**  
... X  
1-1706

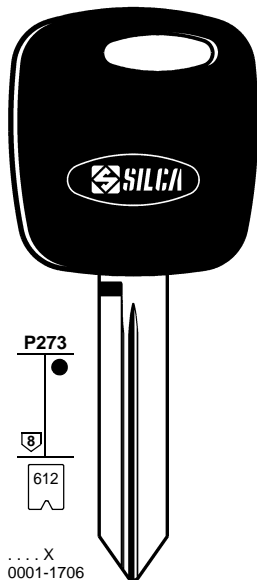
STRATTEC

FOR:  
PER:

FORD USA



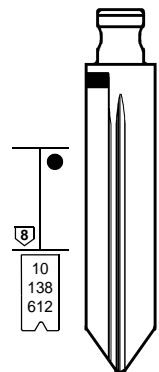
**H86-PT**  
... X  
0001-1706



**FO38RTE** (TE KEY)  
**FO38RT3**  
**FO38RT17**



**FO38RMH**  
... X  
0001-1706



**FO38RFH** (FH FLIP)  
... A ... 101-381.501-579  
... B ... 101-410.501-602  
... C ... 101-404.501-624  
... D ... 101-340.501-602  
... E ... 101-304.501-579  
... X 1-1706

STRATTEC

STRATTEC

1	2	2a	3	3a	3b	e1+e2		6	42+71	72	43+44a	12	15
						GTI COMPATIBLE		IGNITION					
CAR MAKE MODEL	FROM	TO	SILCA REF.	SILCA REF.	SILCA REF.	COPY	GEN.	TRANSP. TYPE	FAST COPY PLUS RW4 PLUS FAST COPY/RW4	FAST COPY PLUS RW4 PLUS	FAST COPY RW4	STP	
For more info on the uses of car keys, refer to the Silca Electronic Keys Catalogue:													
<b>FORD USA</b>													
F-250	2011							TEX / MA	6E				
F-350	1999	2003	FO38RT3					TEXAS	4C				C
F-350	1999	2003	H72-EK3					TEXAS	4C	Y	Y		
F-350	1999	2003	FO38RMH	FO38RTE	FO38RFH	Y	Y	TEXAS	4C	Y		P-BOX	
F-350	2004	2007	FO38RT17					TEX / CR	63				C
F-350	2004	2010	FO38RMH	FO38RTE	FO38RFH	Y	Y	TEX / CR	63	Y		P-BOX	
F-350	2008	2010	FO38RT17					TEX / CR	63				C
F-350	2011							TEX / MA	6E				
FIESTA	2011							TEX / MA	6E				
FIVE HUNDRED	2005	2007	FO38RT17					TEX / CR	63				C
FIVE HUNDRED	2005	2007	FO38RMH	FO38RTE	FO38RFH	Y	Y	TEX / CR	63	Y		P-BOX	
FLEX	2009	2010	FO38RT17					TEX / CR2	6F				
FLEX	2009	2009	FO38RMH	FO38RTE	FO38RFH	Y	Y	TEX / CR3	6A	Y		P-BOX	
FLEX	2009	2010	FO38RMH	FO38RTE	FO38RFH	Y	Y	TEX / CR2	6F	Y		P-BOX	
FLEX	2011							TEX / MA	6E				
FOCUS	2000	2005	H86-PT					TEX / CR	60				C
FOCUS	2005	2007	FO38RMH	FO38RTE	FO38RFH	Y	Y	TEX / CR	63	Y		P-BOX	
FOCUS	2006	2010	FO38RT17					TEX / CR	63				C
FOCUS	2011	2011						TEX / MA	6E				
FOCUS	2012							TEX / MA	6E				
FREESTAR	2004	2007	FO38RT17					TEX / CR	63				C
FREESTAR	2004	2007	FO38RMH	FO38RTE	FO38RFH	Y	Y	TEX / CR	63	Y		P-BOX	
FREESTYLE	2005	2007	FO38RT17					TEX / CR2	6F				C
FREESTYLE	2005	2007	FO38RMH	FO38RTE	FO38RFH	Y	Y	TEX / CR2	6F	Y		P-BOX	
FREESTYLE	2005	2007	FO38RMH	FO38RTE	FO38RFH	Y	Y	TEX / CR3	6A	Y		P-BOX	
FUSION	2006	2011	FO38RT17					TEX / CR2	6F				
FUSION	2006	2011	FO38RMH	FO38RTE	FO38RFH	Y	Y	TEX / CR2	6F	Y		P-BOX	
FUSION	2006	2009	FO38RMH	FO38RTE	FO38RFH	Y	Y	TEX / CR3	6A	Y		P-BOX	
FUSION	2011							TEX / MA	6E				
GT	2005	2006	FO38RT3					TEXAS	4C				C
LTD	1998	2003	FO38RT3					TEXAS	4C				C
MERKUR	1987	1990	FO22RP										
MERKUR	1987	1990	FO22R										
MUSTANG	1997	1998	FO26T3					TEXAS	4C				B
MUSTANG	1998	2004	FO38RT3					TEXAS	4C				C
MUSTANG	1998	2004	FO38RMH	FO38RTE	FO38RFH	Y	Y	TEXAS	4C	Y		P-BOX	
MUSTANG	1998	2004	H72-EK3					TEXAS	4C	Y	Y		
MUSTANG	2005	2012	FO38RMH	FO38RTE	FO38RFH	Y	Y	TEX / CR	63	Y		P-BOX	
MUSTANG	2011							TEX / MA	6E				
MUSTANG COBRA	1996	1997	FO38RT3					TEXAS	4C				B
MUSTANG COBRA	1996	1997	H72-EK3					TEXAS	4C	Y	Y		
MUSTANG COBRA	1996	1997	FO38RMH	FO38RTE	FO38RFH	Y	Y	TEXAS	4C	Y		P-BOX	
MUSTANG GT	1996	1997	FO38RT3					TEXAS	4C				B
MUSTANG GT	1996	1997	FO38RMH	FO38RTE	FO38RFH	Y	Y	TEXAS	4C	Y		P-BOX	
MUSTANG GT	1996	1997	H72-EK3					TEXAS	4C	Y	Y		

FOR:  
PER:

# FORD USA

1030  
157

P171  
157

967  
612

P217  
612

P442  
612

1132  
194

**FO22R**  
FA . . . .  
6500-7733

**FO22RP**  
FA . . . .  
6500-7733

**FO40R**  
. . . . X 1-1706  
. . . . Y 1-1200

**FO40RBP**  
. . . . X 1-1706  
. . . . Y 1-1200

**H72-EK3**  
. . . . X  
1-1706

**FO39**  
. . . A . . . 101-381.501-579  
. . . B . . . 101-410.501-602  
. . . C . . . 101-404.501-624  
. . . D . . . 101-340.501-602  
. . . E . . . 101-304.501-579

STRATTEC

STRATTEC

FOR:  
PER:

# FORD USA

P278  
194

968  
157  
288

P218  
157  
288

P273  
612

P443  
612

10  
138  
612

**FO39CP**  
. . . A . . . 101-381.501-579  
. . . B . . . 101-410.501-602  
. . . C . . . 101-404.501-624  
. . . D . . . 101-340.501-602  
. . . E . . . 101-304.501-579

**FO32R**  
. . . . . 10100-12283

**FO32RAP**  
. . . . . 10100-12283

**FO38RTE**  
TE KEY

**FO38RMH**  
MH KEY  
. . . . X  
0001-1706

**FO38RFH**  
FH FLIP  
. . . A . . . 101-381.501-579  
. . . B . . . 101-410.501-602  
. . . C . . . 101-404.501-624  
. . . D . . . 101-340.501-602  
. . . E . . . 101-304.501-579  
. . . X 1-1706

**FO38RT3**

**FO38RT17**

STRATTEC

1	2	2a	3	3a	3b	e1+e2	6	42+71	72	43+44a	12	15	
						<b>GTI COMPATIBLE</b>		<b>IGNITION</b> 					
<b>CAR MAKE MODEL</b>	<b>FROM</b>	<b>TO</b>	<b>SILCA REF.</b>	<b>SILCA REF.</b>	<b>SILCA REF.</b>	<b>COPY</b>	<b>GEN.</b>	<b>TRANSP. TYPE</b>	<b>FAST COPY PLUS RW4 PLUS FAST COPY/RW4</b>	<b>FAST COPY PLUS RW4 PLUS</b>	<b>FAST COPY RW4</b>	<b>STP</b>	

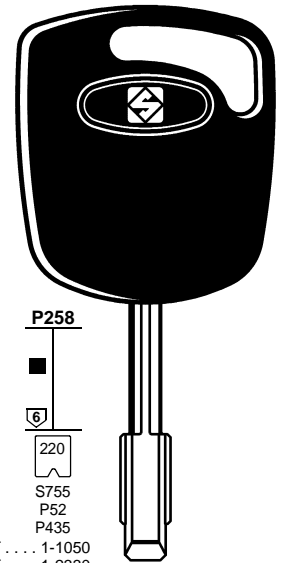
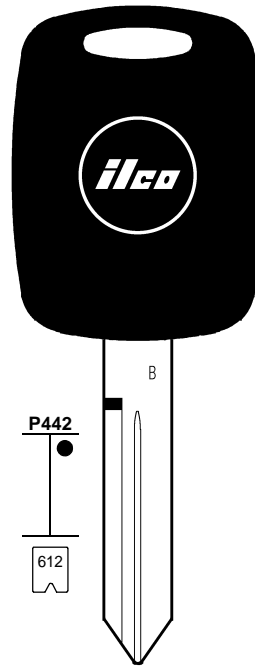
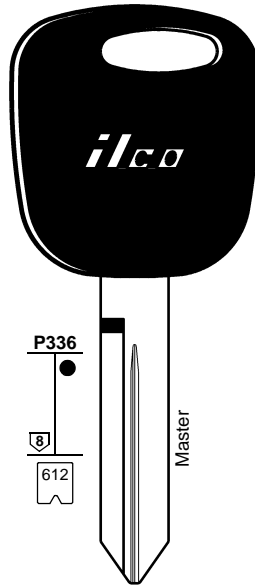
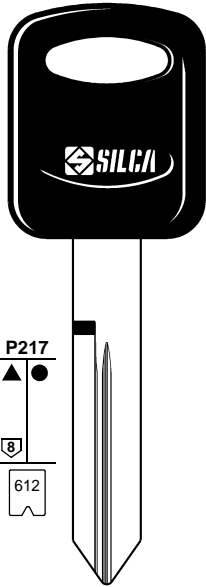
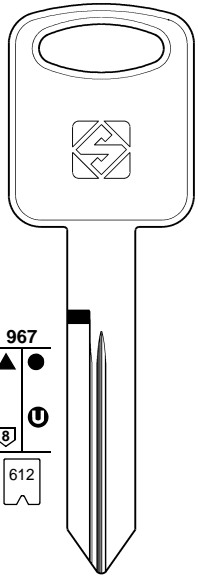
For more info on the uses of car keys, refer to the Silca Electronic Keys Catalogue:

**FORD USA**

<b>PROBE</b>	1990	1993	<b>FO22R</b>										
<b>PROBE</b>	1990	1993	<b>FO22RP</b>										
<b>PROBE</b>	1994	1997	<b>FO32RAP</b>										
<b>PROBE</b>	1994	1997	<b>FO32R</b>										
<b>RANGER</b>	1999	2000	<b>FO38RT3</b>					TEXAS	4C				C
<b>RANGER</b>	1999	2000	<b>FO38RMH</b>	<b>FO38RTE</b>	<b>FO38RFH</b>	Y	Y	TEXAS	4C	Y	P-BOX		
<b>RANGER</b>	1999	2000	<b>H72-EK3</b>					TEXAS	4C	Y	Y		
<b>RANGER</b>	2001	2010	<b>FO38RT17</b>					TEX / CR	63				C
<b>RANGER</b>	2001	2010	<b>FO38RMH</b>	<b>FO38RTE</b>	<b>FO38RFH</b>	Y	Y	TEX / CR	63	Y	P-BOX		
<b>RANGER</b>	2011							TEX / MA	6E				
<b>RANGER XLT V6</b>	1999	2000	<b>FO38RT3</b>					TEXAS	4C				C
<b>RANGER XLT V6</b>	1999	2000	<b>FO38RMH</b>	<b>FO38RTE</b>	<b>FO38RFH</b>	Y	Y	TEXAS	4C	Y	P-BOX		
<b>RANGER XLT V6</b>	1999	2000	<b>H72-EK3</b>					TEXAS	4C	Y	Y		
<b>SOME MODELS</b>	1995	1997	<b>FO39</b>										
<b>SOME MODELS</b>	1995	1997	<b>FO39CP</b>										
<b>TAURUS</b>	1996	1997	<b>FO40RBP</b>										
<b>TAURUS</b>	1996	1997	<b>FO40R</b>										
<b>TAURUS</b>	2000	2003						TEX / CR	60				C
<b>TAURUS</b>	2000	2003	<b>FO38RMH</b>	<b>FO38RTE</b>	<b>FO38RFH</b>	Y	Y	TEX / CR	60	Y	P-BOX		
<b>TAURUS</b>	2004	2007	<b>FO38RT17</b>					TEX / CR	63				C
<b>TAURUS</b>	2004	2007	<b>FO38RMH</b>	<b>FO38RTE</b>	<b>FO38RFH</b>	Y	Y	TEX / CR	63	Y	P-BOX		
<b>TAURUS</b>	2008	2011	<b>FO38RT17</b>					TEX / CR2	6F				C
<b>TAURUS</b>	2008	2011	<b>FO38RMH</b>	<b>FO38RTE</b>	<b>FO38RFH</b>	Y	Y	TEX / CR2	6F	Y	P-BOX		
<b>TAURUS</b>	2008	2009	<b>FO38RMH</b>	<b>FO38RTE</b>	<b>FO38RFH</b>	Y	Y	TEX / CR3	6A	Y	P-BOX		
<b>TAURUS</b>	2012							TEX / CR	63				
<b>TAURUS LX / SHO</b>	1996	1997	<b>FO38RT3</b>					TEXAS	4C				B
<b>TAURUS LX / SHO</b>	1996	1999	<b>H72-EK3</b>					TEXAS	4C	Y	Y		
<b>TAURUS LX / SHO</b>	1996	1999	<b>FO38RMH</b>	<b>FO38RTE</b>	<b>FO38RFH</b>	Y	Y	TEXAS	4C	Y	P-BOX		
<b>TAURUS LX / SHO</b>	1998	1999	<b>FO38RT3</b>					TEXAS	4C				C
<b>TAURUS WAGON</b>	1996	1997	<b>FO40R</b>										
<b>TAURUS WAGON</b>	1996	1997	<b>FO40RBP</b>										
<b>THUNDERBIRD</b>	2002	2005	<b>FO38RT17</b>					TEX / CR	63				C

FOR:  
PER:

# FORD USA



T... 1-1050  
T... 1-2330  
T... 1051-2330  
T... 1-2-3-4



**FO40R**  
.... X 1-1706  
.... Y 1-1200



**FO40RBP**  
.... X 1-1706  
.... Y 1-1200



**H74-PT**  
.... X  
0001-1706



**H72-EK3**  
.... X  
1-1706



**FO21TE**



**FO21T17**

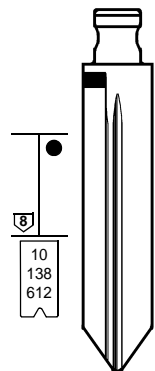
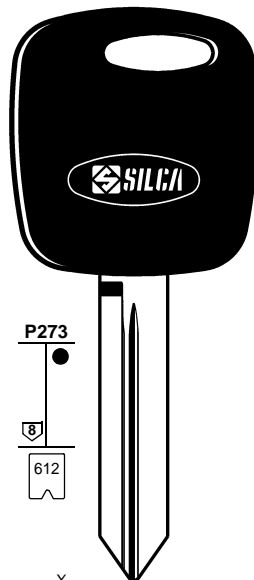
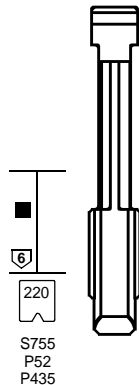
STRATTEC

STRATTEC

TIBBE - VALEO

FOR:  
PER:

# FORD USA



P443  
▲  
■  
6  
220  
S755  
P52  
P435

P443  
■  
6  
220  
S755  
P52  
P435

P273  
●  
6  
612  
.... X  
0001-1706

P443  
●  
6  
612

10  
138  
612



**FO21MH**  
T... 1-1050  
T... 1-2330  
T... 1051-2330  
T... 1-2-3-4



**FO21FH**  
T... 1-1050  
T... 1-2330  
T... 1051-2330  
T... 1-2-3-4



**FO38RTE**



**FO38RT3**



**FO38RT17**



**FO38RMH**  
.... X  
0001-1706



**FO38RFH**  
... A ... 101-381.501-579  
... B ... 101-410.501-602  
... C ... 101-404.501-624  
... D ... 101-340.501-602  
... E ... 101-304.501-579  
... X 1-1706

TIBBE - VALEO

STRATTEC

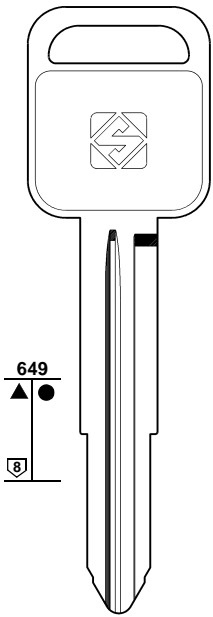
STRATTEC

STRATTEC

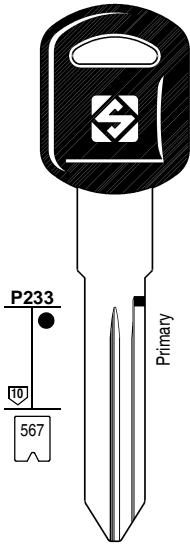


FOR:  
PER:

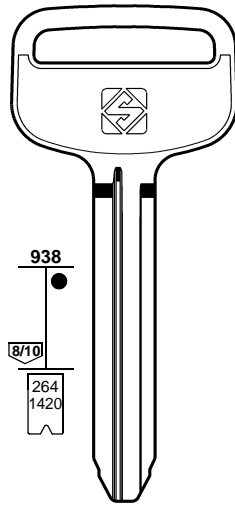
# GMC (GM)



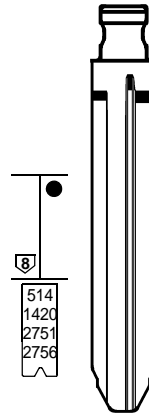
**GM19**



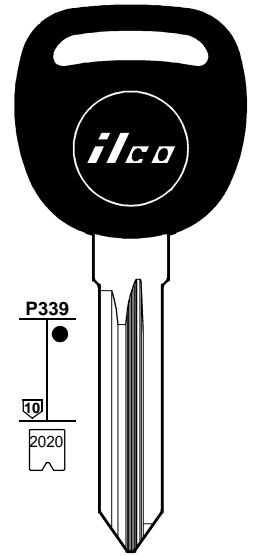
**GM39EP**  
..... AA00-7T51  
..... S000A-S711K



**TOY43R**  
.....  
10001-15000  
50000-59999  
60000-69999  
70000-75928



**TOY43RFH**  
..... 1001-15000  
..... 70000-75928



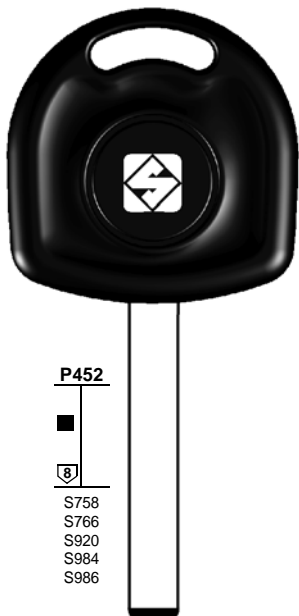
**B111-PT**  
G..... 0-3631

BRIGGS & STRATTON

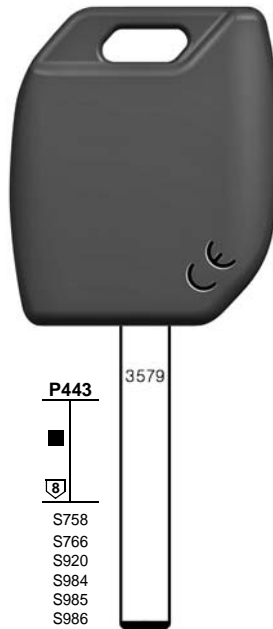
BRIGGS & STRATTON

FOR:  
PER:

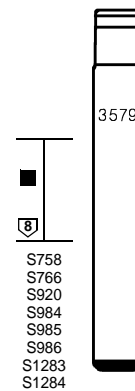
# GMC (GM)



**TE KEY**  
**HU100TE**  
Z.... 1-2000  
Z.... 2001-4000  
Z.... 4001-6000



**MH KEY**  
**HU100MH**  
Z.... 1-2000  
Z.... 2001-4000  
Z.... 4001-6000



**FH FLIP**  
**HU100FH**  
Z.... 1-2000  
Z.... 2001-4000  
Z.... 4001-6000  
..... 0001-3679

HUF - VALEO

HUF - VALEO



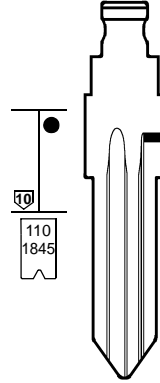
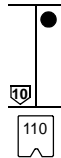
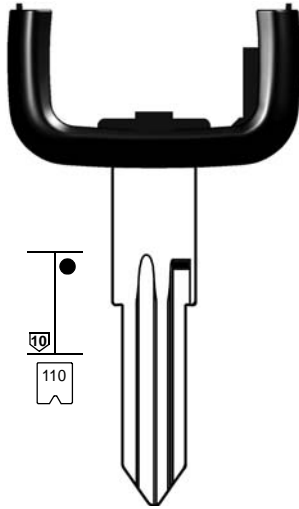


FOR:  
PER:

# HOLDEN



**HU46T12**  
S ..... 1-5200  
S ..... 5298-6300



**HU46T2**  
S ..... 1-5200  
S ..... 5298-6300

**HU46T9**  
S ..... 1-5200  
S ..... 5298-6300

**HU46AT9**  
S ..... 1-5200  
S ..... 5298-6300

**HU46AT12**  
S ..... 1-5200  
S ..... 5298-6300

**HU46FH**  
S ..... 5298-6300  
S ..... 1-5200

**YM28T2**  
D ..... 1-5200  
S ..... 1-5200  
S ..... 5298-6300  
..... 1002-3997  
..... 4000-5874

WITTE

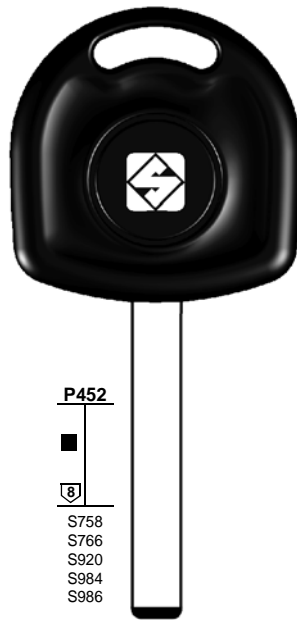
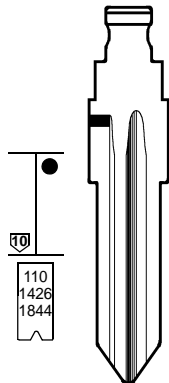
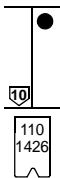
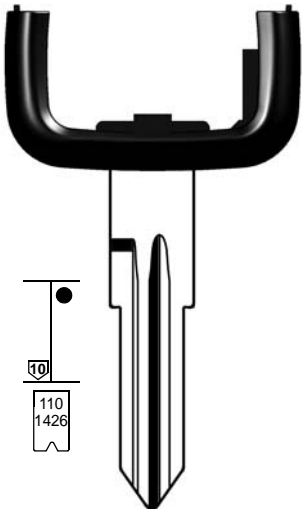
HUF - VALEO

WITTE

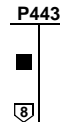
HUF - VALEO

FOR:  
PER:

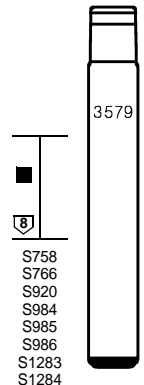
# HOLDEN



S758  
S766  
S920  
S984  
S986



S758  
S766  
S920  
S984  
S985  
S986



S758  
S766  
S920  
S984  
S985  
S986  
S1283  
S1284

**YM28AT9**  
D ..... 1-5200  
S ..... 1-5200  
S ..... 5298-6300  
..... 1002-3997  
..... 4000-5874

**YM28AT12**  
D ..... 1-5200  
S ..... 1-5200  
S ..... 5298-6300  
..... 1002-3997  
..... 4000-5874

**YM28FH**  
D ..... 1-5200  
..... 1002-3997  
..... 4000-5874  
D ..... 1-5200

**HU100TE**  
Z ..... 1-2000  
Z ..... 2001-4000  
Z ..... 4001-6000

**HU100MH**  
Z ..... 1-2000  
Z ..... 2001-4000  
Z ..... 4001-6000

**HU100FH**  
Z ..... 1-2000  
Z ..... 2001-4000  
Z ..... 4001-6000  
..... 0001-3679

HUF - VALEO

HUF - VALEO

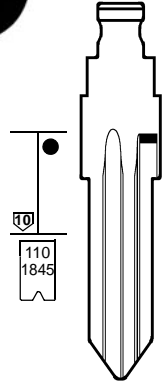
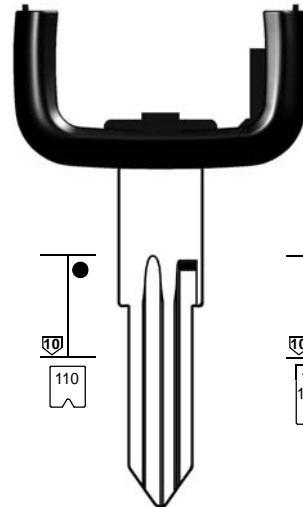
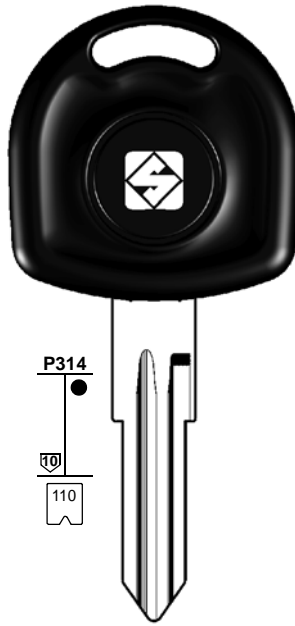
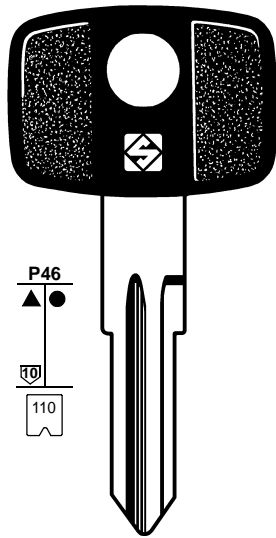
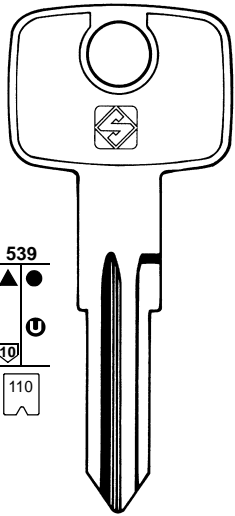
HUF - VALEO

HUF - VALEO

1		2	2a	3		3a	3b	e1+e2		6	42+71	72	43+44a	12	15	
							GTI COMPATIBLE		IGNITION 							
CAR MAKE MODEL	FROM	TO	SILCA REF.	SILCA REF.	SILCA REF.	COPY	GEN.	TRANSP. TYPE	FAST COPY PLUS RW4 PLUS FAST COPY/RW4	FAST COPY PLUS RW4 PLUS	FAST COPY RW4	STP				
For more info on the uses of car keys, refer to the Silca Electronic Keys Catalogue:																
<b>HOLDEN</b>																
ASTRA	1995	1998	HU46T2		HU46FH			PH	33	Y	Y	S-O				
ASTRA	1995	1998	YM28T2		YM28FH			PH	33	Y	Y	S-O				
ASTRA	1998	2001	YM28AT9					PH / CR	40							
ASTRA	1998	2001	HU46AT9					PH / CR	40							
ASTRA	1998	2001	HU46T9		HU46FH			PH / CR	40							
ASTRA	1998	2000	HU46T2		HU46FH			PH / CR	40	RD	RD					
ASTRA	2001	2004	HU46AT12					PH / CR	40							
ASTRA	2001	2004	HU46T12		HU46FH			PH / CR	40							
ASTRA	2001	2004	YM28AT12					PH / CR	40							
ASTRA	2004							PH / CR2	46							
ASTRA	2004		HU100MH	HU100TE	HU100FH	Y		PH / CR2	46	Y	P-BOX					

FOR:  
PER:

# HOLDEN



**HU46**

S . . . . 1-5200  
S . . . . 5298-6300



**HU46P**

S . . . . 1-5200  
S . . . . 5298-6300



**HU46T2**

S . . . . 1-5200  
S . . . . 5298-6300



**HU46T9**

S . . . . 1-5200  
S . . . . 5298-6300



**HU46AT9**

S . . . . 1-5200  
S . . . . 5298-6300



**HU46FH**

S . . . . 5298-6300  
S . . . . 1-5200



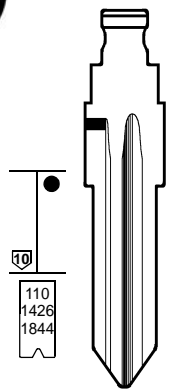
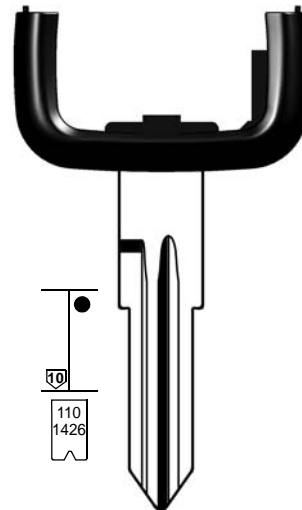
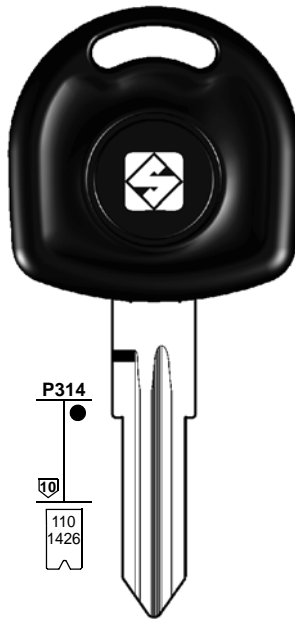
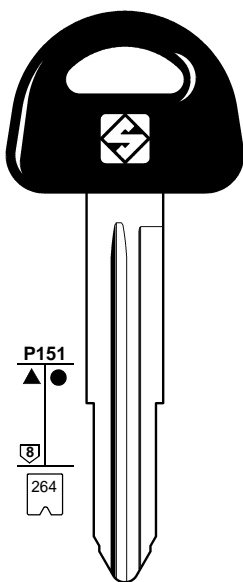
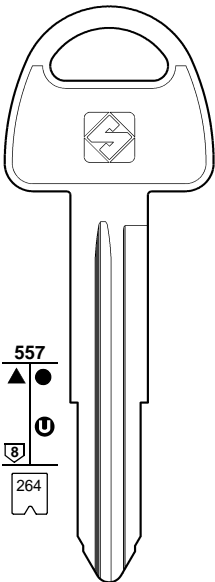
WITTE

HUF - VALEO

WITTE

FOR:  
PER:

# HOLDEN



**SZ12**

U . . . . 1-2000



**SZ12P**

U . . . . 1-2000



**YM28T2**

D . . . . 1-5200  
S . . . . 1-5200  
S . . . . 5298-6300  
. . . . 1002-3997  
. . . . 4000-5874



**YM28AT9**

D . . . . 1-5200  
S . . . . 1-5200  
S . . . . 5298-6300  
. . . . 1002-3997  
. . . . 4000-5874



**YM28FH**

D . . . . 1-5200  
. . . . 1002-3997  
. . . . 4000-5874  
D . . . . 1-5200



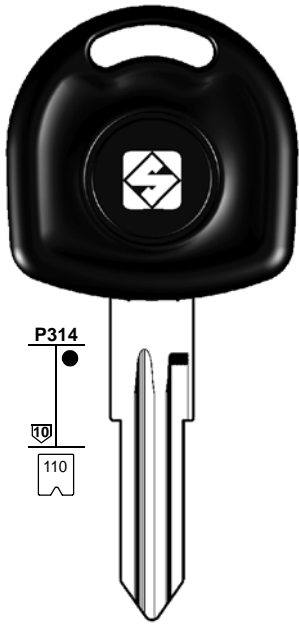
VALEO - YMOS

VALEO - YMOS



FOR:  
PER:

# HOLDEN

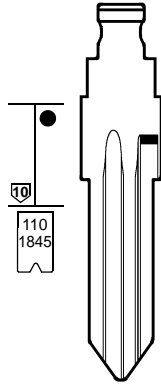


P314  
110



**HU46T2**

S.... 1-5200  
S.... 5298-6300

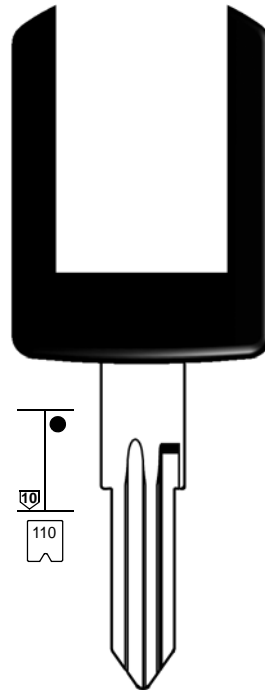


110  
1845



**HU46FH**

S.... 5298-6300  
S.... 1-5200

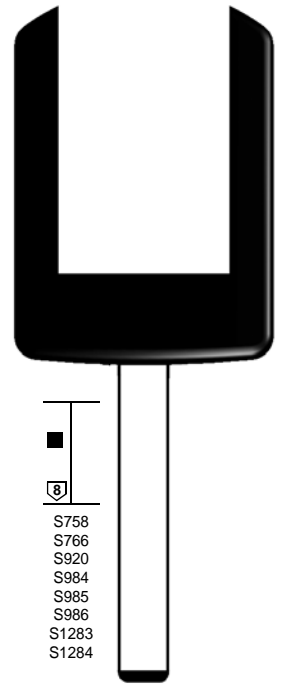


110



**HU46BT12**

S.... 1-5200  
S.... 5298-6300



8  
S758  
S766  
S920  
S984  
S985  
S986  
S1283  
S1284



**HU100BT12**

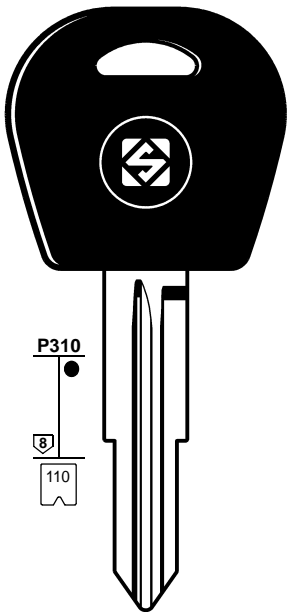
Z.... 1-2000  
Z.... 2001-4000  
Z.... 4001-6000  
.... 0001-3679

HUF

HUF

FOR:  
PER:

# HOLDEN

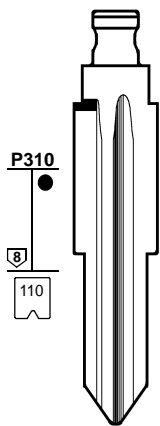


P310  
110



**DWO4RT6**

J.... 1-1200

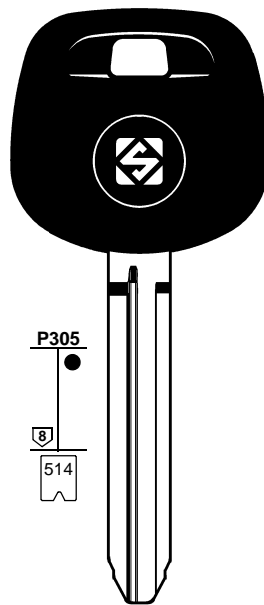


P310  
110



**DWO4RFH**

J.... 1-1200  
T.... 1-1200  
M.... 1-1200



P305  
514



**TOY43RATE**

.....  
10001-15000  
50000-59999  
60000-69999

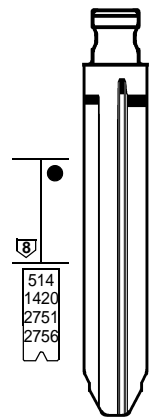


P443  
8/10  
514  
1420  
1552  
2751  
2756  
S14



**TOY43RMH**

.....  
10001-15000  
70000-75928



514  
1420  
2751  
2756



**TOY43RFH**

..... 1001-15000  
..... 70000-75928

1	2	2a	3	3a	3b	e1+e2		6	42+71	72	43+44a	12	15
						GTI COMPATIBLE		IGNITION					
CAR MAKE MODEL	FROM	TO	SILCA REF.	SILCA REF.	SILCA REF.	COPY	GEN.	TRANSP. TYPE	FAST COPY PLUS RW4 PLUS FAST COPY/RW4	FAST COPY PLUS RW4 PLUS	FAST COPY RW4	STP	

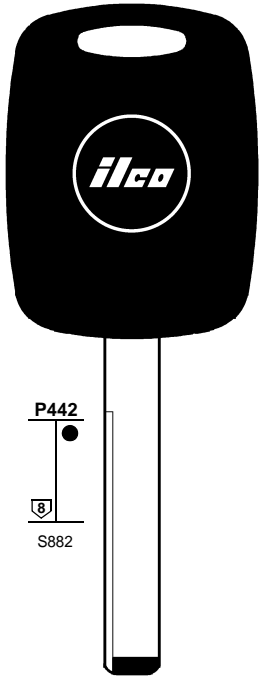
For more info on the uses of car keys, refer to the Silca Electronic Keys Catalogue:

### HOLDEN

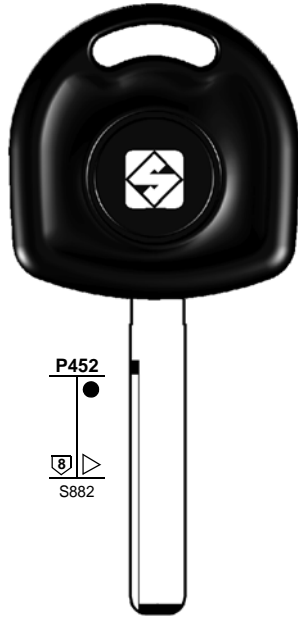
BARINA	2000	2004	HU46BT12					PH / CR	40				
BARINA	2004	2006	HU100BT12					PH / CR	40				
BARINA	2006		DWO4RT6		DWO4RFH			MEG / CR	48				
BARINA	2006							PH / CR2	46				
COLORADO	2008		TOY43RMH	TOY43RATE	TOY43RFH	Y	Y	PH / CR2	46	Y	P-BOX		
COMBO	1998	2001	HU46T2		HU46FH			PH	33	Y	Y	S-O	
COMMODORE VE	2006							PH / CR2	46				

FOR:  
PER:

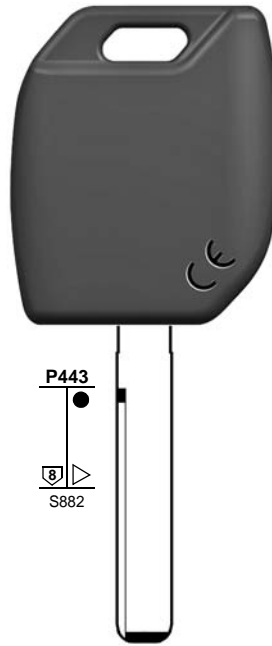
# HOLDEN



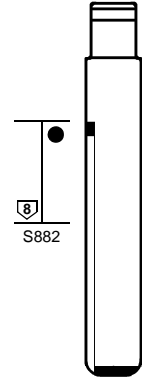
  
**EK3P-GM45**  
60000-62113



  
**GM45TE**  
60000-62113



  
**GM45MH**  
60000-62113



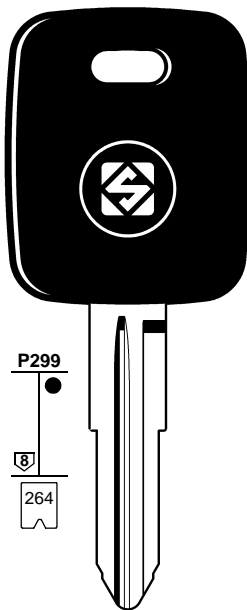
  
**GM45FH**  
60000-62113

BRIGGS & STRATTON

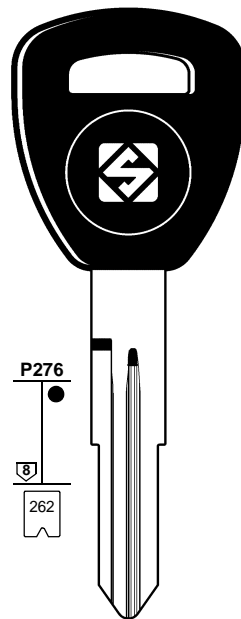
BRIGGS & STRATTON

FOR:  
PER:

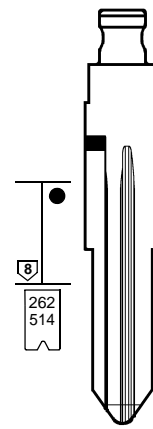
# HOLDEN



  
**GM15T5**  
N... 5001-7000



  
**HON58RT6**  
... 5001-8442



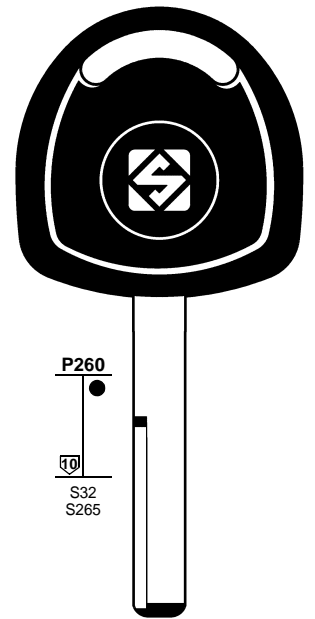
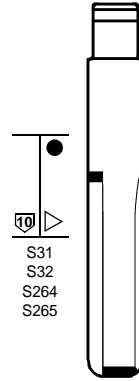
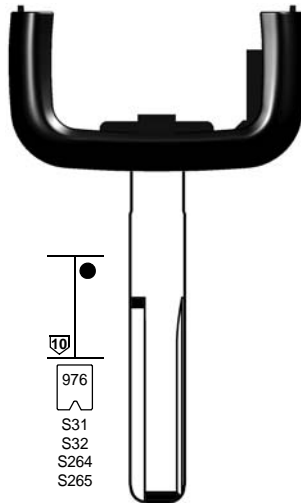
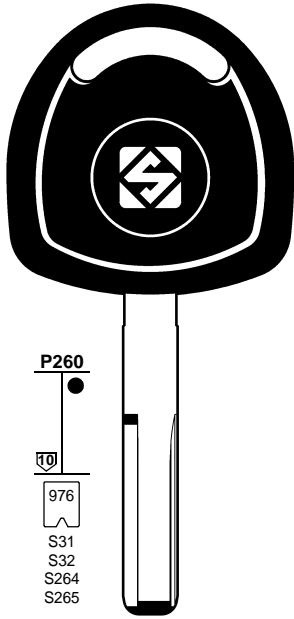
  
**HON58RFH**  
... 5001-8442  
... 10001-15000










FOR:  
PER:



# HOLDEN



   
**HU43T2**  
 H . . . . 1-3000  
 WH . . . . 1-3000  
 WY . . . . 1-3000  
 Y . . . . 1-3000

   
**HU43T9**  
 H . . . . 1-3000  
 WH . . . . 1-3000  
 WY . . . . 1-3000  
 Y . . . . 1-3000

  
**HU43AT9**  
 H . . . . 1-3000  
 WH . . . . 1-3000  
 WY . . . . 1-3000  
 Y . . . . 1-3000

   
**HU43FH**  
 H . . . . 1-3000  
 WH . . . . 1-3000  
 WY . . . . 1-3000  
 Y . . . . 1-3000

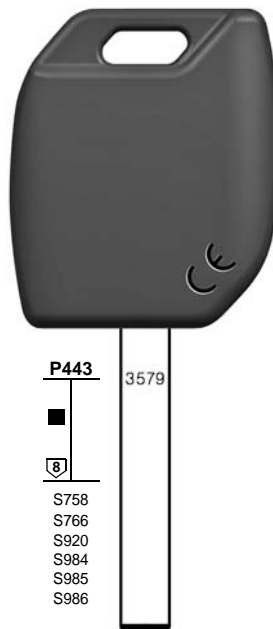
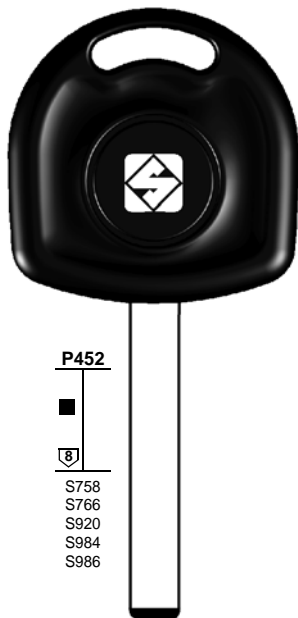
   
**YM27T2**  
 Y . . . .  
 WY . . . .  
 1-3000


HUF - WITTE


HUF - WITTE


FOR:  
PER:

# HOLDEN




**P452**  
 ■  
  
 S758  
 S766  
 S920  
 S984  
 S986

**P443**  
 ■  
 3579  
  
 S758  
 S766  
 S920  
 S984  
 S985  
 S986

**P443**  
 ■  
 3579  
  
 S758  
 S766  
 S920  
 S984  
 S985  
 S986  
 S1283  
 S1284

  
**HU100TE**  
 Z . . . . 1-2000  
 Z . . . . 2001-4000  
 Z . . . . 4001-6000

  
**HU100MH**  
 Z . . . . 1-2000  
 Z . . . . 2001-4000  
 Z . . . . 4001-6000

  
**HU100FH**  
 Z . . . . 1-2000  
 Z . . . . 2001-4000  
 Z . . . . 4001-6000  
 . . . . 0001-3679

HUF - VALEO

HUF - VALEO

1	2	2a	3	3a	3b	e1+e2		6	42+71	72	43+44a	12	15	
						<b>GTI COMPATIBLE</b>		<b>IGNITION</b>						
CAR MAKE MODEL	FROM	TO	SILCA REF.	SILCA REF.	SILCA REF.	COPY	GEN.	TRANSP. TYPE	FAST COPY PLUS RW4 PLUS FAST COPY/RW4	FAST COPY PLUS RW4 PLUS	FAST COPY RW4	STP		

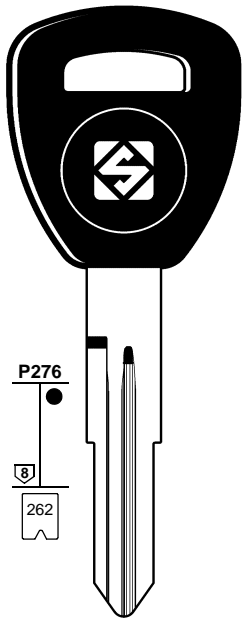
For more info on the uses of car keys, refer to the Silca Electronic Keys Catalogue:

**HOLDEN**

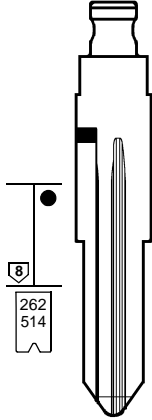
<b>VECTRA</b>	1995	1998	<b>YM27T2</b>					PH	33	Y	Y	S-O	
<b>VECTRA</b>	1995	1998	<b>HU43T2</b>		<b>HU43FH</b>			PH	33	Y	Y	S-O	
<b>VECTRA</b>	1998	2004	<b>HU43T9</b>		<b>HU43FH</b>			PH / CR	40				
<b>VECTRA</b>	1998	2004	<b>HU43AT9</b>					PH / CR	40				
<b>VECTRA</b>	1998	1999	<b>HU43T2</b>		<b>HU43FH</b>			PH / CR	40	RD	RD		
<b>VECTRA</b>	2004							PH / CR2	46				
<b>VECTRA</b>	2004		<b>HU100MH</b>	<b>HU100TE</b>	<b>HU100FH</b>	Y		PH / CR2	46	Y	P-BOX		
<b>VIVA</b>	2006							TEX / CR	60				
<b>ZAFIRA</b>	2004							PH / CR2	46				
<b>ZAFIRA</b>	2004		<b>HU100MH</b>	<b>HU100TE</b>	<b>HU100FH</b>	Y		PH / CR2	46	Y	P-BOX		

FOR:  
PER:

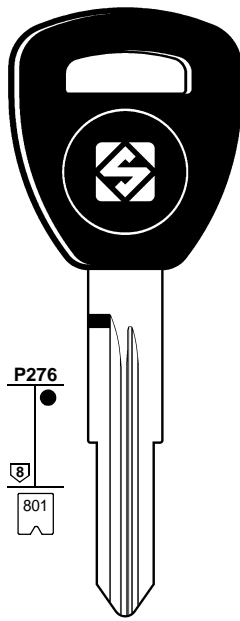
# HONDA



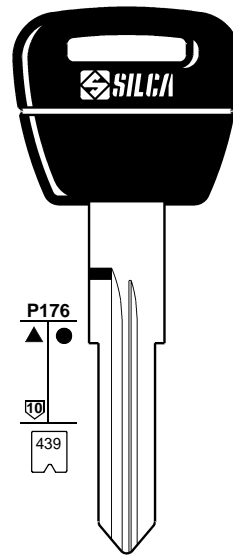
**HON58RT5**  
..... 5001-8442



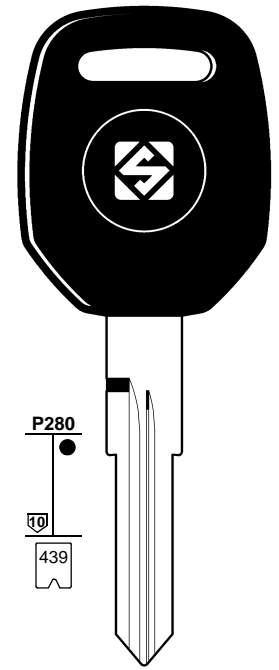
**HON58RFH**  
..... 5001-8442  
..... 10001-15000



**HON65RT6**  
R..... 1-1706



**NE77RDP**  
R.....  
6001-8000



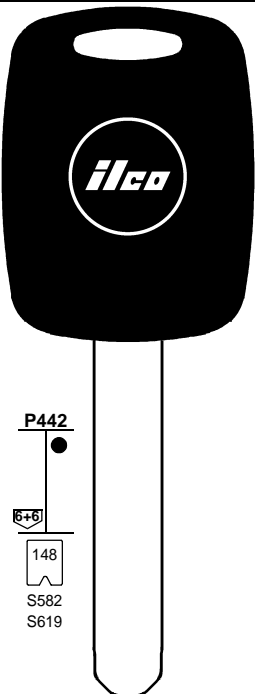
**NE77RT2**  
R.....  
6001-8000

**HON58RT6**  
..... 5001-8442

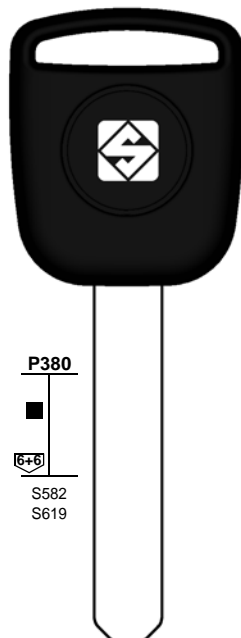
VALEO

FOR:  
PER:

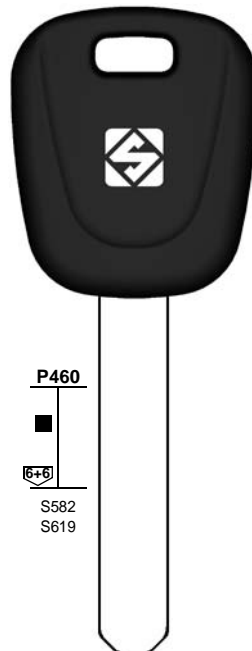
# HONDA



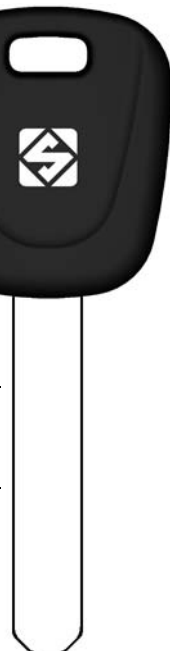
**EK3P-H003**  
..... (SUB) K001-N718  
..... (MAIN) K001-N718  
..... 5001-8442



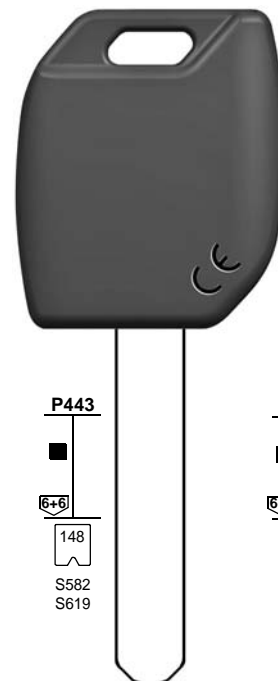
**HON66T5**  
..... (SUB) K001-N718  
..... (MAIN) K001-N718



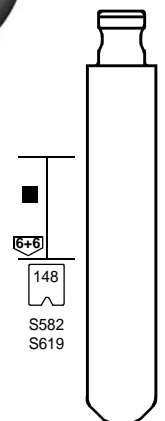
**HON66T6**  
..... (SUB) K001-N718  
..... (MAIN) K001-N718



**HON66TE**  
..... (SUB) K001-N718  
..... (MAIN) K001-N718





















**HON66MH**  
..... (SUB) K001-N718  
..... (MAIN) K001-N718  
..... 5001-8442



**HON66FH**  
..... (SUB) K001-N718  
..... (MAIN) K001-N718

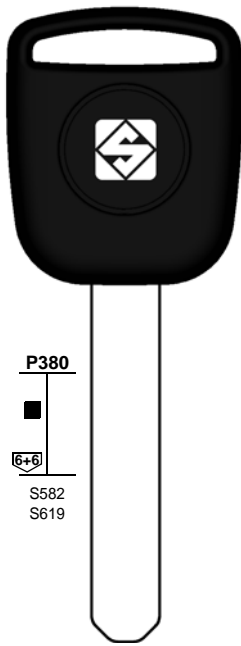
**HON66T14**  
..... (SUB) K001-N718  
..... (MAIN) K001-N718  
..... 5001-8442

**HON66T27**  
..... (SUB) K001-N718  
..... (MAIN) K001-N718  
..... 5001-8442

1	2	2a	3	3a	3b	e1+e2		6	42+71	72	43+44a	12	15
						GTI COMPATIBLE		IGNITION   					
CAR MAKE MODEL	FROM	TO	SILCA REF.	SILCA REF.	SILCA REF.	COPY	GEN.	TRANSP. TYPE	FAST COPY PLUS RW4 PLUS FAST COPY/RW4	FAST COPY PLUS RW4 PLUS	FAST COPY RW4	STP	
													
For more info on the uses of car keys, refer to the Silca Electronic Keys Catalogue: 													
<b>HONDA</b>													
ACCORD	1995	1999	NE77RT2					PH	33	Y	Y		
ACCORD	1999	2002	HON58RT6		HON58RFH			MEG / CR	48				
ACCORD	1999	2002	HON65RT6					MEG / CR	48				
ACCORD	2003	2006	HON66T14					PH / CR2	46				
ACCORD	2003	2006	HON66T6		HON66FH			MEG / CR	48				
ACCORD	2003	2006	HON66MH	HON66TE	HON66FH	Y	Y	PH / CR2	46	Y	P-BOX		
ACCORD	2006	2008	HON66T27		HON66FH			SOK / CR	8E				
ACCORD	2008		HON66T14					PH / CR2	46				
ACCORD	2008		HON66MH	HON66TE	HON66FH	Y	Y	PH / CR2	46	Y	P-BOX		
ACCORD	2008		EK3P-HO03					PH / CR2	46	Y	P-BOX		
ACCORD Aerodeck	1995	1997	HON58RT5		HON58RFH			MEG	13	Y	Y	Meg	
ACCORD Coupè	1995	2002	HON58RT5		HON58RFH			MEG	13	Y	Y	Meg	
CIVIC	1995	1999	HON58RT5		HON58RFH			MEG	13	Y	Y	Meg	
CIVIC	1999	2002	HON58RT6		HON58RFH			MEG / CR	48				
CIVIC	2002	2005	HON66T6		HON66FH			MEG / CR	48				
CIVIC	2006		HON66T14					PH / CR2	46				
CIVIC	2006		HON66MH	HON66TE	HON66FH	Y	Y	PH / CR2	46	Y	P-BOX		
CIVIC Aerodeck	1998	2000	NE77RT2					PH	33	Y	Y		
CIVIC (Australia)	2002	2005	HON66T5		HON66FH			MEG	13	Y	Y	Meg	
CIVIC (Australia)	2003		HON66T14					PH / CR2	46				
CIVIC (Australia)	2003		HON66MH	HON66TE	HON66FH	Y	Y	PH / CR2	46	Y	P-BOX		
CIVIC (5 doors)	1995	1995	NE77RDP										
CIVIC (5 doors)	1996	2000	NE77RT2					PH	33	Y	Y		
CR-V	1997	1999	HON58RT5		HON58RFH			MEG	13	Y	Y	Meg	
CR-V	1999	2001	HON58RT6		HON58RFH			MEG / CR	48				
CR-V	2002	2006	HON66T6		HON66FH			MEG / CR	48				
CR-V	2007		HON66T14					PH / CR2	46				
CR-V	2007		HON66MH	HON66TE	HON66FH	Y	Y	PH / CR2	46	Y	P-BOX		
CR-V (Australia)	2002	2006	HON66T5		HON66FH			MEG	13	Y	Y	Meg	
CR-Z	2010		HON66T14					PH / CR2	46				
CR-Z	2010		EK3P-HO03					PH / CR2	46	Y	P-BOX		
CR-Z	2010		HON66MH	HON66TE	HON66FH	Y	Y	PH / CR2	46	Y	P-BOX		
FR-V	2004	2007	HON66T6		HON66FH			MEG / CR	48				
FR-V	2007		HON66T27		HON66FH			SOK / CR	8E				
HR-V	1999	2005	HON58RT6		HON58RFH			MEG / CR	48				
INSIGHT	2001	2005	HON58RT6		HON58RFH			MEG / CR	48				
INSIGHT	2009							PH / CR2	46				
INSIGHT	2009		HON66MH	HON66TE	HON66FH	Y	Y	PH / CR2	46	Y	P-BOX		
INTEGRA	1998	2001	HON58RT5		HON58RFH			MEG	13	Y	Y	Meg	
JAZZ	2001	2007	HON66T6		HON66FH			MEG / CR	48				
JAZZ	2006	2008	HON66T27		HON66FH			SOK / CR	8E				
JAZZ	2009							PH / CR2	46				
JAZZ	2009		HON66MH	HON66TE	HON66FH	Y	Y	PH / CR2	46	Y	P-BOX		
JAZZ (Australia)	2001		HON66T5		HON66FH			MEG	13	Y	Y	Meg	
LEGEND	1996	2004	HON58RT5		HON58RFH			MEG	13	Y	Y	Meg	
LEGEND	2007		HON66T27		HON66FH			SOK / CR	8E				

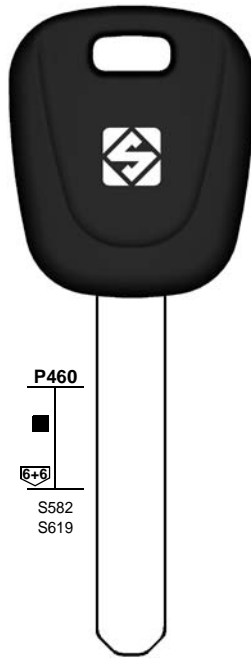
FOR:  
PER:

# HONDA - HONDA USA



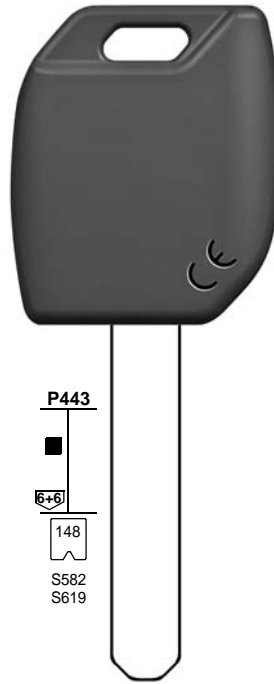
**HON66T6**

.... (SUB) K001-N718  
.... (MAIN) K001-N718



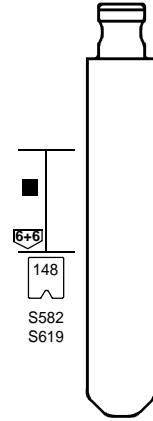
**HON66TE**

.... (SUB) K001-N718  
.... (MAIN) K001-N718



**HON66MH**

.... (SUB) K001-N718  
.... (MAIN) K001-N718  
.... 5001-8442



**HON66FH**

.... (SUB) K001-N718  
.... (MAIN) K001-N718



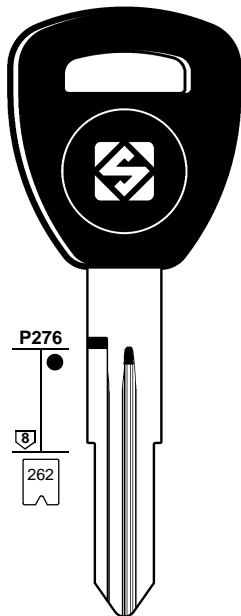
**HON66T14**

**HON66T27**

.... (SUB) K001-N718  
.... (MAIN) K001-N718  
.... 5001-8442

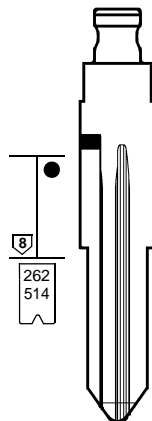
FOR:  
PER:

# HONDA - HONDA USA



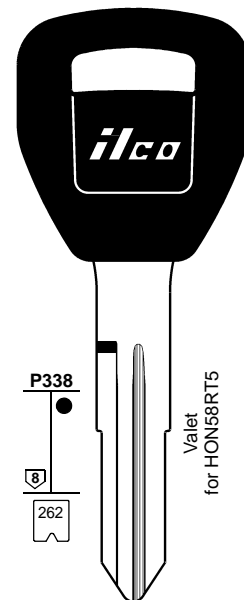
**HON58RT5**

.... 5001-8442



**HON58RFH**

.... 5001-8442  
.... 10001-15000



**HD107-PT5**

.... 5001-8442



**HON58RT6**

.... 5001-8442

1	2	2a	3	3a	3b	e1+e2		6	42+71	72	43+44a	12	15
---	---	----	---	----	----	-------	--	---	-------	----	--------	----	----

GTI  
COMPATIBLE

IGNITION



CAR MAKE MODEL	FROM	TO	SILCA REF.	SILCA REF.	SILCA REF.	COPY	GEN.	TRANSP. TYPE	FAST COPY PLUS RW4 PLUS FAST COPY/RW4	FAST COPY PLUS RW4 PLUS	FAST COPY RW4	STP

For more info on the uses of car keys, refer to the Silca Electronic Keys Catalogue:



**HONDA**

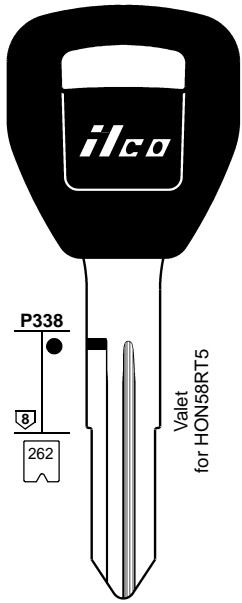
<b>LOGO</b>	1999	2001	<b>HON58RT6</b>		<b>HON58RFH</b>			MEG / CR	48			
<b>MDX (Australia)</b>	2003		<b>HON66T14</b>					PH / CR2	46			
<b>MDX (Australia)</b>	2003		<b>HON66MH</b>	<b>HON66TE</b>	<b>HON66FH</b>	Y	Y	PH / CR2	46	Y	P-BOX	
<b>NSX</b>	1997	2005	<b>HON58RT5</b>		<b>HON58RFH</b>			MEG	13	Y	Y	
<b>PASSPORT</b>	1998	2002	<b>HON58RT5</b>		<b>HON58RFH</b>			MEG	13	Y	Y	
<b>PRELUDE</b>	1997	2001	<b>HON58RT5</b>		<b>HON58RFH</b>			MEG	13	Y	Y	
<b>SHUTTLE</b>	1995	2000	<b>HON58RT5</b>		<b>HON58RFH</b>			MEG	13	Y	Y	Meg
<b>SHUTTLE</b>	2000	2003	<b>HON58RT6</b>		<b>HON58RFH</b>			MEG / CR	48			
<b>STREAM</b>	2001	2003	<b>HON58RT6</b>		<b>HON58RFH</b>			MEG / CR	48			
<b>STREAM</b>	2003	2007	<b>HON66T6</b>		<b>HON66FH</b>			MEG / CR	48			
<b>STREAM</b>	2008		<b>HON66T14</b>					PH / CR2	46			
<b>STREAM</b>	2008		<b>HON66MH</b>	<b>HON66TE</b>	<b>HON66FH</b>	Y	Y	PH / CR2	46	Y	P-BOX	
<b>S2000</b>	2000	2003	<b>HON58RT6</b>		<b>HON58RFH</b>			MEG / CR	48			
<b>S2000</b>	2004	2005	<b>HON66T6</b>		<b>HON66FH</b>			MEG / CR	48			
<b>S2000</b>	2006	2010	<b>HON66T27</b>		<b>HON66FH</b>			SOK / CR	8E			

**HONDA USA**

<b>ACCORD</b>	1998	2002	<b>HON58RT5</b>		<b>HON58RFH</b>			MEG	13	Y	Y	
<b>ACCORD</b>	1998	2002	<b>HD107-PT5</b>					MEG	13	Y	Y	
<b>ACCORD</b>	2003		<b>HON66T14</b>					PH / CR2	46			
<b>ACCORD</b>	2003		<b>HON66MH</b>	<b>HON66TE</b>	<b>HON66FH</b>	Y	Y	PH / CR2	46	Y	P-BOX	

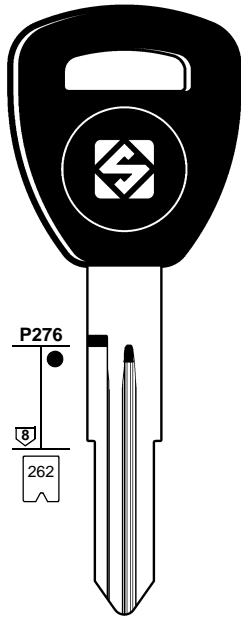
FOR:  
PER:

# HONDA USA



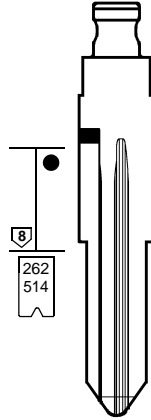
P338  
262  
Valet  
for HON58RT5

**HD107-PT5**  
..... 5001-8442



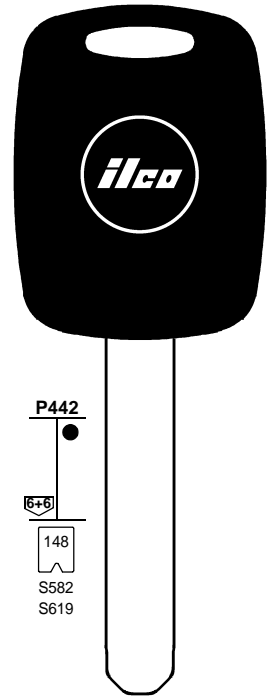
P276  
262

**HON58RT5**  
..... 5001-8442



262  
514

**HON58RFH**  
..... 5001-8442  
..... 10001-15000

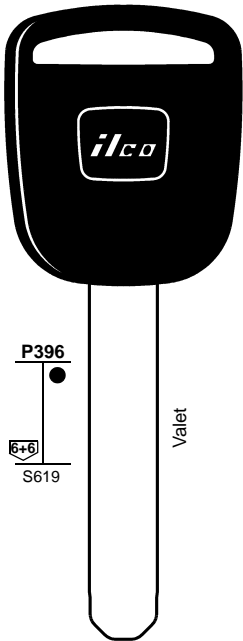


P442  
148  
S582  
S619

**EK3P-HO03**  
..... (SUB) K001-N718  
..... (MAIN) K001-N718  
..... 5001-8442

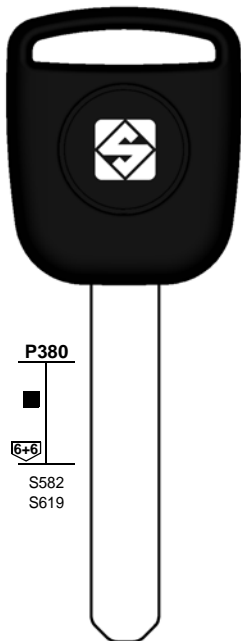
FOR:  
PER:

# HONDA USA



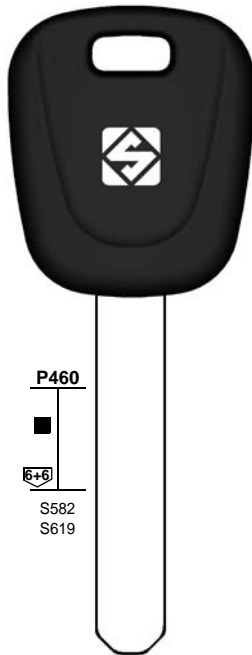
P396  
S619  
Valet

**HOV01T5**  
..... (SUB) K001-N718



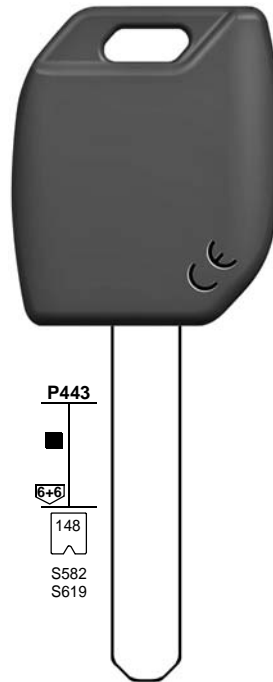
P380  
S582  
S619

**HON66T5**  
..... (SUB) K001-N718  
..... (MAIN) K001-N718



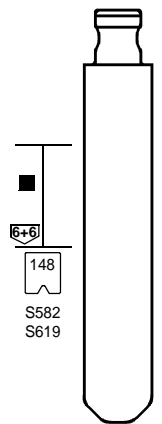
P460  
S582  
S619

**HON66TE**  
..... (SUB) K001-N718  
..... (MAIN) K001-N718



P443  
S582  
S619

**HON66MH**  
..... (SUB) K001-N718  
..... (MAIN) K001-N718  
..... 5001-8442



148  
S582  
S619

**HON66FH**  
..... (SUB) K001-N718  
..... (MAIN) K001-N718

**HON66T14**  
..... (SUB) K001-N718  
..... (MAIN) K001-N718  
..... 5001-8442

**HON66T27**  
..... (SUB) K001-N718  
..... (MAIN) K001-N718  
..... 5001-8442

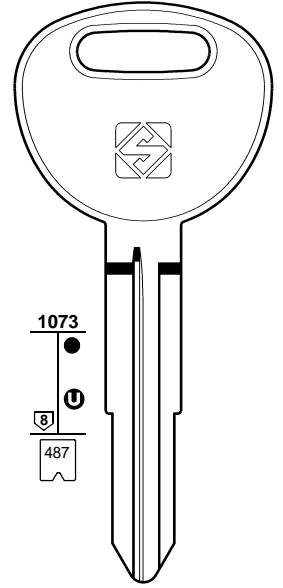
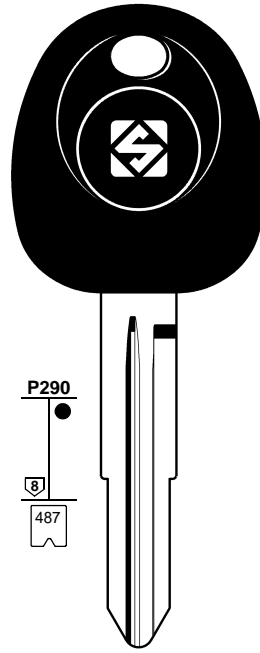
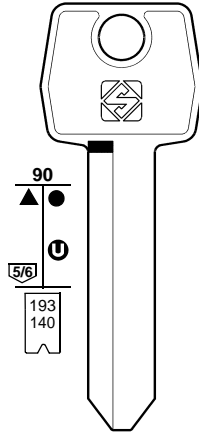
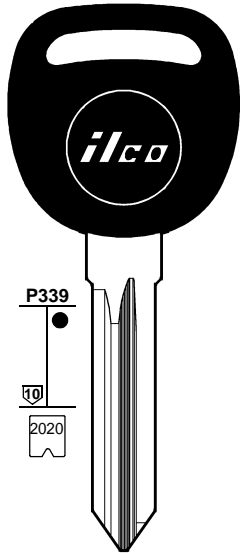
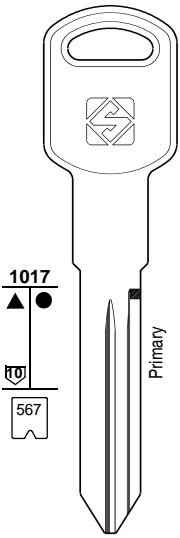


1	2	2a	3	3a	3b	e1+e2		6	42+71	72	43+44a	12	15
						GTI COMPATIBLE		IGNITION					
CAR MAKE MODEL	FROM	TO	SILCA REF.	SILCA REF.	SILCA REF.	COPY	GEN.	TRANSP. TYPE	FAST COPY PLUS RW4 PLUS FAST COPY/RW4	FAST COPY PLUS RW4 PLUS	FAST COPY RW4	STP	
For more info on the uses of car keys, refer to the Silca Electronic Keys Catalogue:													
<b>HONDA USA</b>													
ACCORD	2008		EK3P-HO03					PH / CR2	46	Y	P-BOX		
ACCORD CrossT	2010		HON66T14					PH / CR2	46				
ACCORD CrossT	2010		EK3P-HO03					PH / CR2	46	Y	P-BOX		
ACCORD CrossT	2010		HON66MH	HON66TE	HON66FH	Y	Y	PH / CR2	46	Y	P-BOX		
CIVIC	2001	2002	HD107-PT5					MEG	13	Y	Y		
CIVIC	2001	2002	HON58RT5		HON58RFH			MEG	13	Y	Y		
CIVIC	2003	2005	HON66T5		HON66FH			MEG	13	Y	Y		
CIVIC	2003	2005	HOV01T5					MEG	13	Y	Y		
CIVIC	2006		HON66T14					PH / CR2	46				
CIVIC	2006		HON66MH	HON66TE	HON66FH	Y	Y	PH / CR2	46	Y	P-BOX		
CR-V	2002	2006	HON66T5		HON66FH			MEG	13	Y	Y		
CR-V	2002	2006	HOV01T5					MEG	13	Y	Y		
CR-V	2007		HON66T14					PH / CR2	46				
CR-V	2007		HON66MH	HON66TE	HON66FH	Y	Y	PH / CR2	46	Y	P-BOX		
CR-Z	2011		HON66T14					PH / CR2	46				
CR-Z	2011		HON66MH	HON66TE	HON66FH	Y	Y	PH / CR2	46	Y	P-BOX		
CR-Z	2011		EK3P-HO03					PH / CR2	46	Y	P-BOX		
ELEMENT	2003	2005	HON66T5		HON66FH			MEG	13	Y	Y		
ELEMENT	2006	2011	HON66T14					PH / CR2	46				
ELEMENT	2006	2011	HON66MH	HON66TE	HON66FH	Y	Y	PH / CR2	46	Y	P-BOX		
FIT	2007	2008	HON66T27		HON66FH			SOK / CR	8E				
FIT	2009		HON66T14					PH / CR2	46				
FIT	2009		HON66MH		HON66FH	Y	Y	PH / CR2	46	Y	P-BOX		
INSIGHT	2000	2006	HD107-PT5					MEG	13	Y	Y		
INSIGHT	2000	2006	HON58RT5		HON58RFH			MEG	13	Y	Y		
INSIGHT	2010		HON66T14					PH / CR2	46				
INSIGHT	2010		HON66MH	HON66TE	HON66FH	Y	Y	PH / CR2	46	Y	P-BOX		
INSIGHT	2010		EK3P-HO03					PH / CR2	46	Y	P-BOX		
ODYSSEY	1998	2002	HON58RT5		HON58RFH			MEG	13	Y	Y		
ODYSSEY	1998	2002	HD107-PT5					MEG	13	Y	Y		
ODYSSEY	2003	2004	HON66T5		HON66FH			MEG	13	Y	Y		
ODYSSEY	2003	2004	HOV01T5					MEG	13	Y	Y		
ODYSSEY	2005		HON66T14					PH / CR2	46				
ODYSSEY	2005		HON66MH	HON66TE	HON66FH	Y	Y	PH / CR2	46	Y	P-BOX		
PILOT	2003	2005	HON66T5		HON66FH			MEG	13	Y	Y		
PILOT	2003	2005	HOV01T5					MEG	13	Y	Y		
PILOT	2006		HON66T14					PH / CR2	46				
PILOT	2006		HON66MH	HON66TE	HON66FH	Y	Y	PH / CR2	46	Y	P-BOX		
PRELUDE	1997	2002	HON58RT5		HON58RFH			MEG	13	Y	Y	Meg	
PRELUDE	1997	2002	HD107-PT5					MEG	13	Y	Y	Meg	
RIDGELINE	2005		HON66T14					PH / CR2	46				
RIDGELINE	2005		HON66MH	HON66TE	HON66FH	Y	Y	PH / CR2	46	Y	P-BOX		
S2000	2000	2002	HD107-PT5					MEG	13	Y	Y		
S2000	2000	2002	HON58RT5		HON58RFH			MEG	13	Y	Y		
S2000	2003	2005	HON66T5		HON66FH			MEG	13	Y	Y		
S2000	2006	2010	HON66T27		HON66FH			SOK / CR	8E				

FOR:  
PER:

# HUMMER

# HYUNDAI



**GM39**

.... AA00-7T51  
.... S000A-S711K

**B111-PT**

G.... 0-3631

**FO6**

AF.... 1-2700  
FA.... 0-1863  
PA.... 0-1863

**HYN6T14**

T.... 1-1000

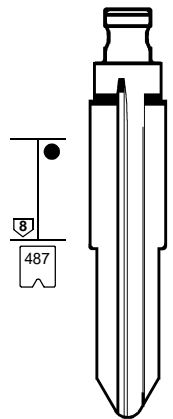
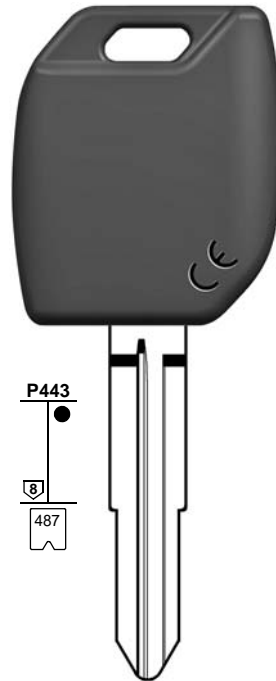
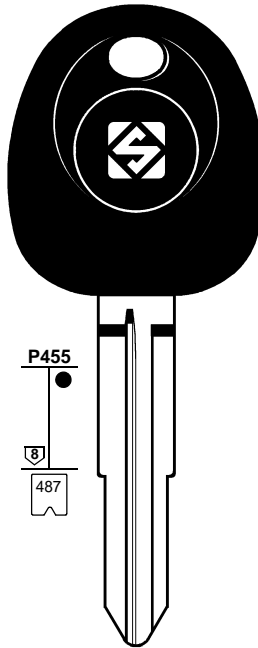
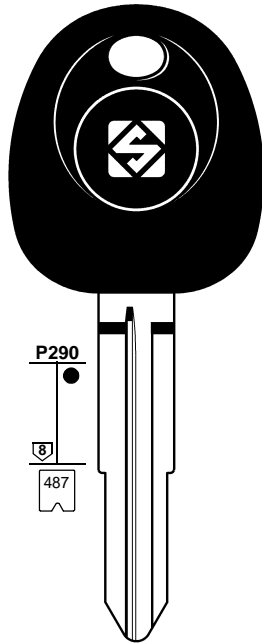
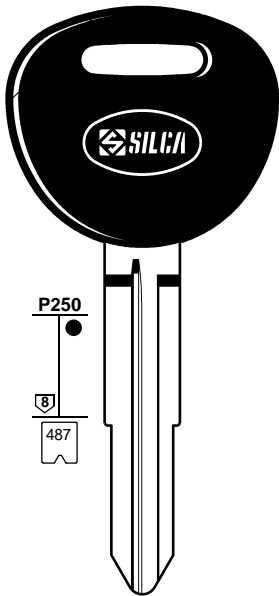
**HYN10**

R.... 1-1000  
K.... 1-1000

**BRIGGS & STRATTON  
GENERAL MOTORS**

FOR:  
PER:

# HYUNDAI



**HYN10BP**

R.... 1-1000  
K.... 1-1000

**HYN10T4**

R.... 1-1000  
X.... 1-1000

**HYN10TE**

R.... 1-1000  
K.... 1-1000

**HYN10MH**

X.... 1-1000  
R.... 1-1000

**HYN10FH**

R.... 1-1000  
K.... 1-1000  
X.... 1-1000

1	2	2a	3	3a	3b	e1+e2	6	42+71	72	43+44a	12	15
---	---	----	---	----	----	-------	---	-------	----	--------	----	----

GTI  
COMPATIBLE

IGNITION



CAR MAKE MODEL	FROM	TO	SILCA REF.	SILCA REF.	SILCA REF.	COPY	GEN.	TRANSP. TYPE	FAST COPY PLUS RW4 PLUS FAST COPY/RW4	FAST COPY PLUS RW4 PLUS	FAST COPY RW4	STP

For more info on the uses of car keys, refer to the Silca Electronic Keys Catalogue:



**HUMMER**

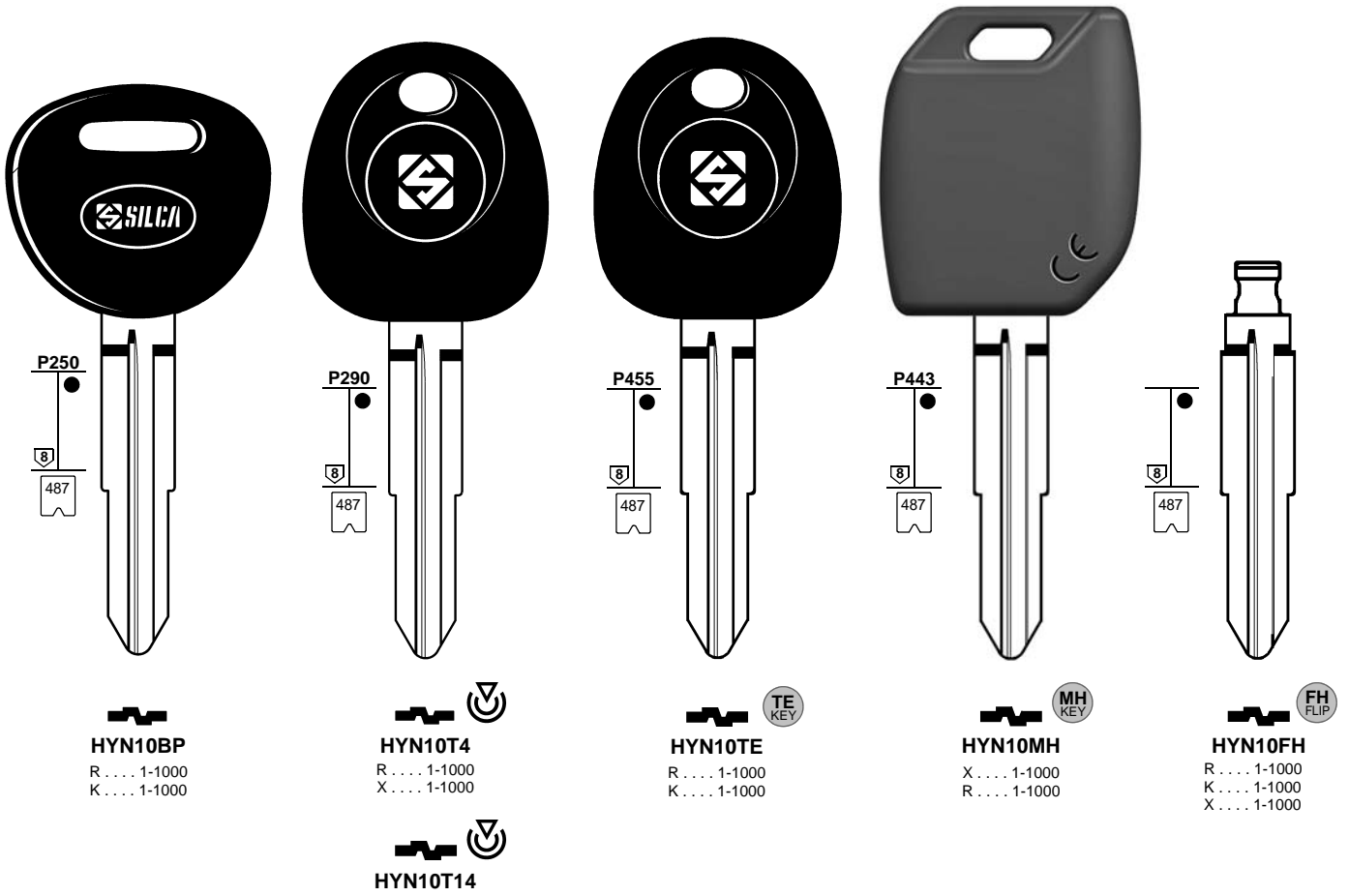
H1	2000	2004	FO6									
H2	2003	2007	GM39									
H2	2008	2009	B111-PT					PH / CR2	46			
H2 SUT	2008	2009	B111-PT					PH / CR2	46			
H3	2003	2009	GM39									
H3	2008							MEG / CR	48			

**HYUNDAI**

ACCENT	1994	1995	HYN10									
ACCENT	1994	1995	HYN10BP									
ACCENT	1996	1999	HYN10T4					TEXAS	4C			S6
ACCENT	1996	1999	HYN10MH	HYN10TE	HYN10FH	Y	Y	TEXAS	4C	Y	P-BOX	
ACCENT	1999	2011	HYN6T14					PH / CR2	46			

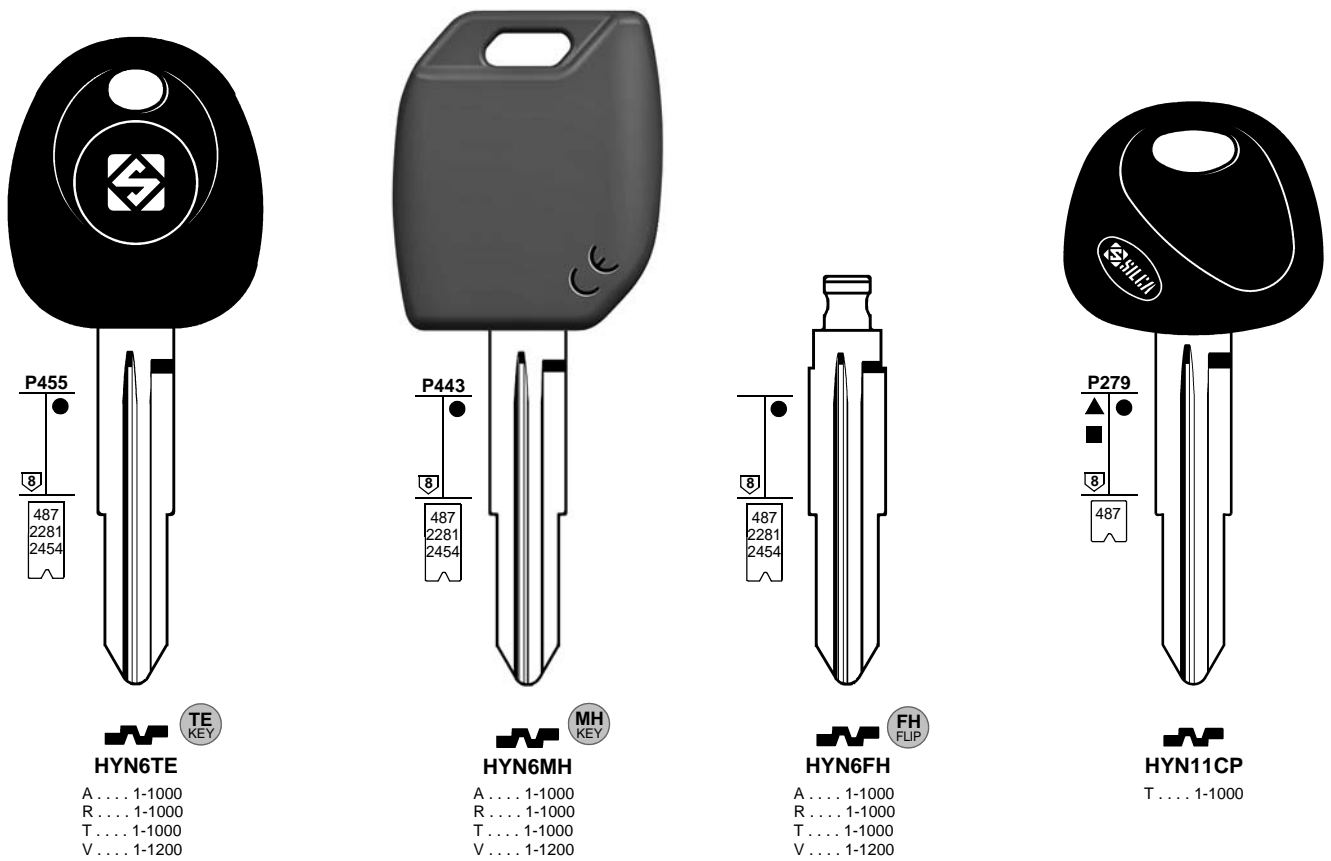
FOR:  
PER:
















# HYUNDAI



FOR:  
PER:

# HYUNDAI



1	2	2a	3	3a	3b	e1+e2	6	42+71	72	43+44a	12	15		
						<b>GTI COMPATIBLE</b>	<b>IGNITION</b> 							
<b>CAR MAKE MODEL</b>	<b>FROM</b>	<b>TO</b>	<b>SILCA REF.</b>	<b>SILCA REF.</b>	<b>SILCA REF.</b>	<b>COPY</b>	<b>GEN.</b>	<b>TRANSP. TYPE</b>	<b>FAST COPY PLUS RW4 PLUS FAST COPY/RW4</b>	<b>FAST COPY PLUS RW4 PLUS</b>	<b>FAST COPY RW4</b>	<b>STP</b>		
														

For more info on the uses of car keys, refer to the Silca Electronic Keys Catalogue:



**HYUNDAI**

ACCENT	1999	2011	HYN6MH	HYN6TE	HYN6FH	Y	Y	PH / CR2	46	Y	P-BOX		
ACCENT	2012							TEX / MA	6E				
ACCENT (USA)	1995	1999	HYN10BP										
ACCENT (USA)	2000	2005	HYN11CP										
ACCENT (USA)	2006	2011											
ACCENT (USA)	2012												
ATOS	1997	2000	HYN10T4					TEXAS	4C				S6
ATOS	1997	2000	HYN10MH	HYN10TE	HYN10FH	Y	Y	TEXAS	4C	Y	P-BOX		
ATOS PRIME	1999	2001	HYN10T4					TEXAS	4C				S6
ATOS PRIME	1999	2001	HYN10MH	HYN10TE	HYN10FH	Y	Y	TEXAS	4C	Y	P-BOX		
ATOS PRIME	2002	2008	HYN10T14					PH / CR2	46				
ATOS PRIME	2002	2008	HYN10MH	HYN10TE	HYN10FH	Y	Y	PH / CR2	46	Y	P-BOX		

FOR:  
PER:

# HYUNDAI

**P322**  
S819  
S853  
S1001  
S1122  
S1150

**P443**  
480  
S24  
S232  
S765  
S819  
S853  
S1001  
S1122  
S1150  
S1356

480  
S24  
S232  
S765  
S819  
S853  
S1001  
S1122  
S1150  
S1356

**P290**  
487

**P455**  
487  
2281  
2454

**KIA7T14**  
G ..... 0001-2500  
J ..... 0001-2500  
K ..... 0001-2500  
L ..... 0001-1000  
P ..... 0001-2500

**TOY40MH**  
..... 1-5000  
L ..... 0001-1000  
G ..... 0001-2500  
J ..... 0001-2500  
K ..... 0001-2500  
P ..... 0001-2500  
..... 30001-31200

**TOY40FH**  
..... 1-5000  
L ..... 0001-1000  
J ..... 0001-2500

**HYN6T4**  
T ..... 1-1000

**HYN6TE**  
A ..... 1-1000  
R ..... 1-1000  
T ..... 1-1000  
V ..... 1-1200

**HYN6T14**  
T ..... 1-1000

FOR:  
PER:

# HYUNDAI

**P443**  
487  
2281  
2454

487  
2281  
2454

**P290**  
2281  
2503

**P455**  
2503  
3667

**P443**  
2503  
3003

10  
2503  
3003  
3667

**HYN6MH**  
A ..... 1-1000  
R ..... 1-1000  
T ..... 1-1000  
V ..... 1-1200















**HYN6FH**  
A ..... 1-1000  
R ..... 1-1000  
T ..... 1-1000  
V ..... 1-1200

**HYN14RT14**  
M ..... 1-2500  
T ..... 1-2500  
WC ..... 1001-3500

**HYN14RTE**  
M ..... 1-2500  
T ..... 1-2500  
WC ..... 1001-3500

**HYN14RMH**  
M ..... 1-2500  
T ..... 1-2500  
WC ..... 1001-3500

**HYN14RFH**  
M ..... 1-2500  
T ..... 1-2500  
WC ..... 1001-3500

1	2	2a	3	3a	3b	e1+e2	6	42+71	72	43+44a	12	15
						GTI COMPATIBLE	IGNITION					
												
CAR MAKE MODEL	FROM	TO	SILCA REF.	SILCA REF.	SILCA REF.	COPY	GEN.	TRANSP. TYPE	FAST COPY PLUS RW4 PLUS FAST COPY/RW4	FAST COPY PLUS RW4 PLUS	FAST COPY RW4	STP
			 REF.	 TE	 FLIP							

For more info on the uses of car keys, refer to the Silca Electronic Keys Catalogue: 

### HYUNDAI

AZERA	2005	2010	KIA7T14					PH / CR2	46			
AZERA	2005	2010	TOY40MH		TOY40FH	Y	Y	PH / CR2	46	Y	P-BOX	
COUPE	1996	2001	HYN6T4					TEXAS	4C			S6
COUPE	1996	2001	HYN6MH	HYN6TE	HYN6FH	Y	Y	TEXAS	4C	Y	P-BOX	
COUPE	2001	2009	HYN6T14					PH / CR2	46			
COUPE	2001	2009	HYN6MH	HYN6TE	HYN6FH	Y	Y	PH / CR2	46	Y	P-BOX	
ELANTRA	2000	2006	HYN6T14					PH / CR2	46			
ELANTRA	2000	2006	HYN6MH	HYN6TE	HYN6FH	Y	Y	PH / CR2	46	Y	P-BOX	
ELANTRA	2007		HYN14RT14					PH / CR2	46			
ELANTRA	2007		HYN14RMH	HYN14RTE	HYN14RFH	Y	Y	PH / CR2	46	Y	P-BOX	
ELANTRA NEOS	2007		KIA7T14					PH / CR2	46			
ELANTRA NEOS	2007		TOY40MH		TOY40FH	Y	Y	PH / CR2	46	Y	P-BOX	

FOR:  
PER:

# HYUNDAI

**HYN11**  
T ..... 1-1000

**HYN11CP**  
T ..... 1-1000

**HYN14T14**  
H ..... 0001-2500  
M ..... 0001-2500  
P ..... 0001-2500  
T ..... 0001-2500  
V ..... 1-2500

**HYN14TE**  
H ..... 0001-2500  
M ..... 0001-2500  
P ..... 0001-2500  
T ..... 0001-2500  
V ..... 1-2500

**HYN14MH**  
H ..... 0001-2500  
M ..... 0001-2500  
P ..... 0001-2500  
T ..... 0001-2500  
V ..... 0001-2500

**HYN14FH**  
H ..... 0001-2500  
M ..... 0001-2500  
P ..... 0001-2500  
T ..... 0001-2500  
V ..... 0001-2500

FOR:  
PER:

# HYUNDAI

**HYN10**  
R ..... 1-1000  
K ..... 1-1000

**HYN10BP**  
R ..... 1-1000  
K ..... 1-1000

**HYN10T4**  
R ..... 1-1000  
X ..... 1-1000

**HYN10TE**  
R ..... 1-1000  
K ..... 1-1000

**HYN10MH**  
X ..... 1-1000  
R ..... 1-1000

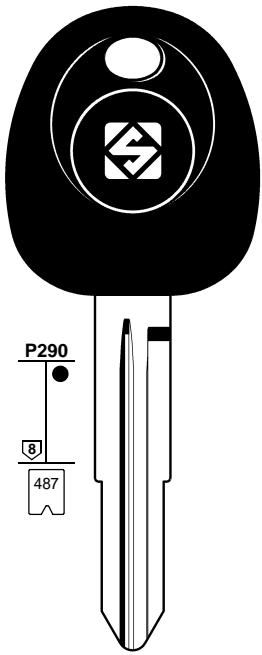
**HYN10FH**  
R ..... 1-1000  
K ..... 1-1000  
X ..... 1-1000





FOR:  
PER:

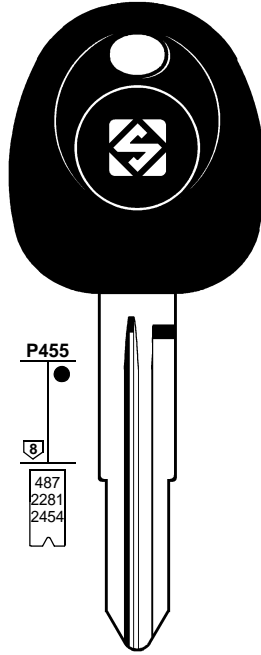
# HYUNDAI



P290  
8  
487

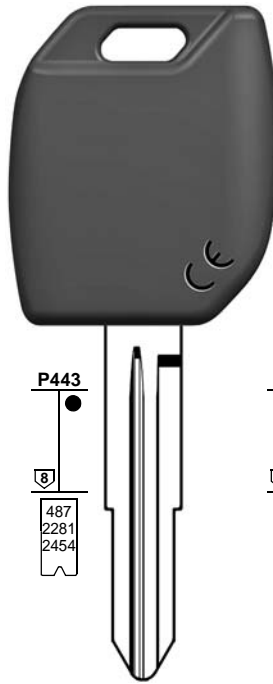
**HYN6T4**  
T . . . . 1-1000

**HYN6T14**  
T . . . . 1-1000



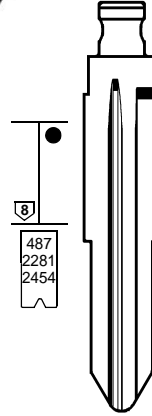
P455  
8  
487  
2281  
2454

**HYN6TE**  
A . . . . 1-1000  
R . . . . 1-1000  
T . . . . 1-1000  
V . . . . 1-1200



P443  
8  
487  
2281  
2454

**HYN6MH**  
A . . . . 1-1000  
R . . . . 1-1000  
T . . . . 1-1000  
V . . . . 1-1200



8  
487  
2281  
2454

**HYN6FH**  
A . . . . 1-1000  
R . . . . 1-1000  
T . . . . 1-1000  
V . . . . 1-1200

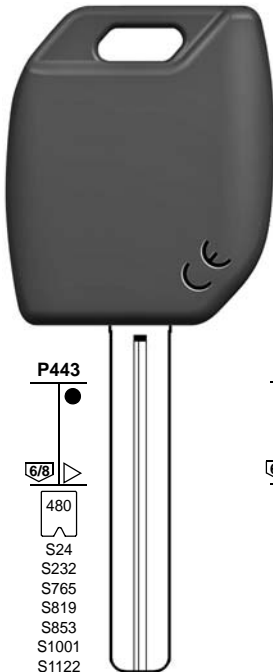


P322  
6/8  
S819  
S853  
S1001  
S1122  
S1150

**KIA7T14**  
G . . . . 0001-2500  
J . . . . 0001-2500  
K . . . . 0001-2500  
L . . . . 0001-1000  
P . . . . 0001-2500

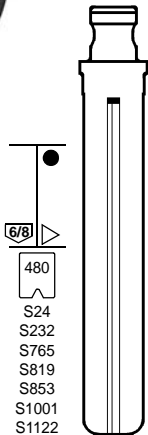
FOR:  
PER:

# HYUNDAI



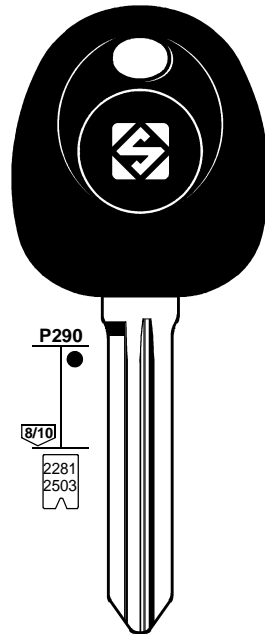
P443  
6/8  
480  
S24  
S232  
S765  
S819  
S853  
S1001  
S1122  
S1150  
S1356

**TOY40MH**  
 . . . . 1-5000  
L . . . . 0001-1000  
G . . . . 0001-2500  
J . . . . 0001-2500  
K . . . . 0001-2500  
P . . . . 0001-2500  
 . . . . 30001-31200



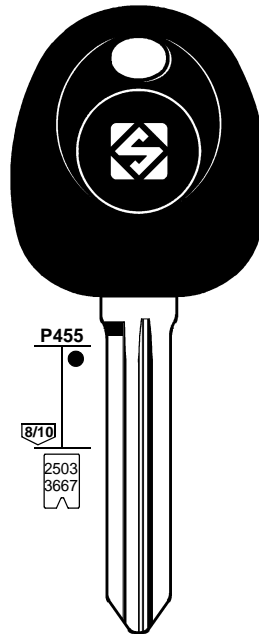
6/8  
480  
S24  
S232  
S765  
S819  
S853  
S1001  
S1122  
S1150  
S1356

**TOY40FH**  
 . . . . 1-5000  
L . . . . 0001-1000  
J . . . . 0001-2500



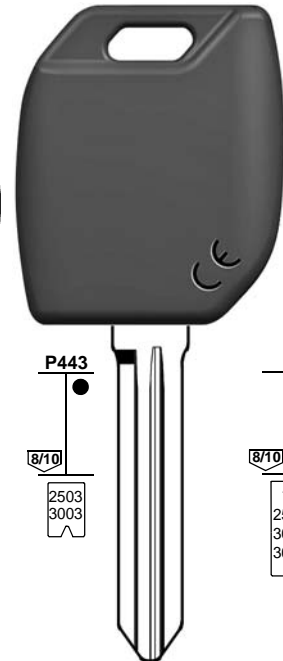
P290  
8/10  
2281  
2503

**HYN14RT14**  
M . . . . 1-2500  
T . . . . 1-2500  
WC . . . . 1001-3500



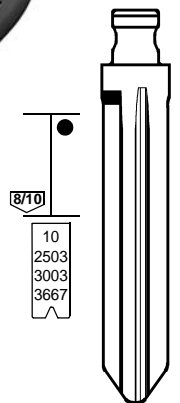
P455  
8/10  
2503  
3667

**HYN14RTE**  
M . . . . 1-2500  
T . . . . 1-2500  
WC . . . . 1001-3500



P443  
8/10  
2503  
3003

**HYN14RMH**  
M . . . . 1-2500  
T . . . . 1-2500  
WC . . . . 1001-3500



8/10  
10  
2503  
3003  
3667

**HYN14RFH**  
M . . . . 1-2500  
T . . . . 1-2500  
WC . . . . 1001-3500

1	2	2a	3	3a	3b	e1+e2	6	42+71	72	43+44a	12	15
---	---	----	---	----	----	-------	---	-------	----	--------	----	----

						GTI COMPATIBLE		IGNITION					
CAR MAKE MODEL	FROM	TO	SILCA REF.	SILCA REF.	SILCA REF.	COPY	GEN.	TRANSP. TYPE	FAST COPY PLUS RW4 PLUS FAST COPY/RW4	FAST COPY PLUS RW4 PLUS	FAST COPY RW4	STP	

For more info on the uses of car keys, refer to the Silca Electronic Keys Catalogue:

**HYUNDAI**

EXCEL	1999		HYN6T14					PH / CR2	46				
EXCEL	1999		HYN6MH	HYN6TE	HYN6FH	Y	Y	PH / CR2	46	Y	P-BOX		
GALLOPER	1999	2003	HYN6T4					TEXAS	4C				S6
GALLOPER	1999	2003	HYN6MH	HYN6TE	HYN6FH	Y	Y	TEXAS	4C	Y	P-BOX		
GENESIS	2009		KIA7T14					PH / CR2	46				
GENESIS	2009		TOY40MH		TOY40FH	Y	Y	PH / CR2	46	Y	P-BOX		
GENESIS	2011		SMARTKEY					PH / CR2	46				
GENESIS C.PE	2010		HYN14RT14					PH / CR2	46				
GENESIS C.PE	2010		HYN14RMH	HYN14RTE	HYN14RFH	Y	Y	PH / CR2	46	Y	P-BOX		
GETZ	2002	2009	HYN6T14					PH / CR2	46				
GETZ	2002	2009	HYN6MH	HYN6TE	HYN6FH	Y	Y	PH / CR2	46	Y	P-BOX		
GRANDEUR	2006		KIA7T14					PH / CR2	46				
GRANDEUR	2006		TOY40MH		TOY40FH	Y	Y	PH / CR2	46	Y	P-BOX		
GRANDEUR XG (AUS)	1998	2005						TEX / CR	60				

FOR:  
PER:

# HYUNDAI

**P443**  
487  
2662

**P290**  
487

**P455**  
487  
2281  
2454

**P443**  
487  
2281  
2454

**MH KEY**  
**HYN7RMH**  
S ..... 1-1000

**FH FLIP**  
**HYN7RFH**  
S ..... 1-1000

**HYN6T4**  
T ..... 1-1000

**TE KEY**  
**HYN6TE**  
A ..... 1-1000  
R ..... 1-1000  
T ..... 1-1000  
V ..... 1-1200

**MH KEY**  
**HYN6MH**  
A ..... 1-1000  
R ..... 1-1000  
T ..... 1-1000  
V ..... 1-1200

**FH FLIP**  
**HYN6FH**  
A ..... 1-1000  
R ..... 1-1000  
T ..... 1-1000  
V ..... 1-1200

**HYN6T14**  
T ..... 1-1000

FOR:  
PER:

# HYUNDAI

**P290**  
8/10  
2281  
2503

**P455**  
8/10  
2503  
3667

**P443**  
8/10  
2503  
3003

**P443**  
8/10  
10  
2503  
3003  
3667

**P443**  
6/8  
S1001  
S1122  
S1122

**P443**  
6/8  
S1001  
S1122  
S853

**HYN14T14**  
H ..... 0001-2500  
M ..... 0001-2500  
P ..... 0001-2500  
T ..... 0001-2500  
V ..... 1-2500

**HYN14TE**  
H ..... 0001-2500  
M ..... 0001-2500  
P ..... 0001-2500  
T ..... 0001-2500  
V ..... 1-2500

**HYN14MH**  
H ..... 0001-2500  
M ..... 0001-2500  
P ..... 0001-2500  
T ..... 0001-2500  
V ..... 0001-2500

**HYN14FH**  
H ..... 0001-2500  
M ..... 0001-2500  
P ..... 0001-2500  
T ..... 0001-2500  
V ..... 0001-2500

**TOY49MH**  
K ..... 0001-2500  
P ..... 0001-2500

**TOY49FH**  
K ..... 0001-2500  
P ..... 0001-2500  
L ..... 0001-1000

**HYN14RTE**  
M ..... 1-2500  
T ..... 1-2500  
WC ..... 1001-3500

**HYN14RMH**  
M ..... 1-2500  
T ..... 1-2500  
WC ..... 1001-3500

**HYN14RFH**  
M ..... 1-2500  
T ..... 1-2500  
WC ..... 1001-3500



FOR:  
PER:

# HYUNDAI

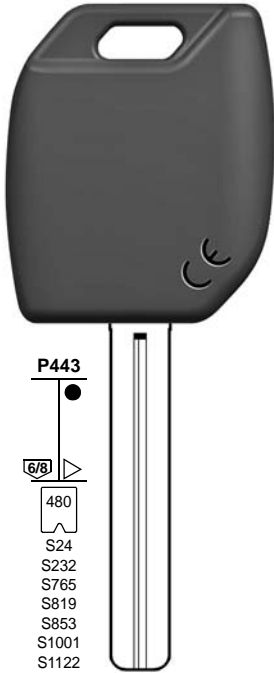


P322  
6/8  
S819  
S853  
S1001  
S1122  
S1150



**KIA7T14**

G . . . . 0001-2500  
J . . . . 0001-2500  
K . . . . 0001-2500  
L . . . . 0001-1000  
P . . . . 0001-2500

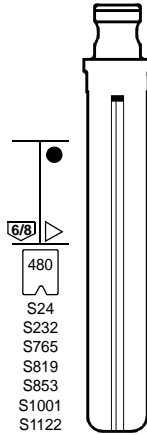


P443  
6/8  
480  
S24  
S232  
S765  
S819  
S853  
S1001  
S1122  
S1150  
S1356



**TOY40MH**

. . . . 1-5000  
L . . . . 0001-1000  
G . . . . 0001-2500  
J . . . . 0001-2500  
K . . . . 0001-2500  
P . . . . 0001-2500  
. . . . 30001-31200

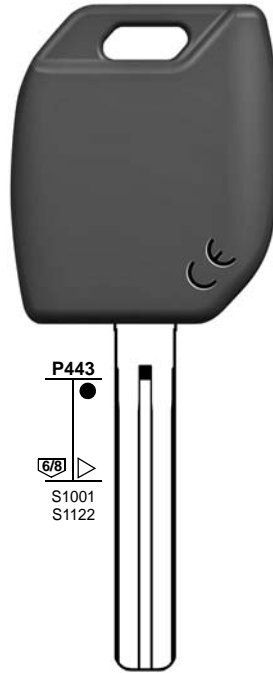


6/8  
480  
S24  
S232  
S765  
S819  
S853  
S1001  
S1122  
S1150  
S1356



**TOY40FH**

. . . . 1-5000  
L . . . . 0001-1000  
J . . . . 0001-2500

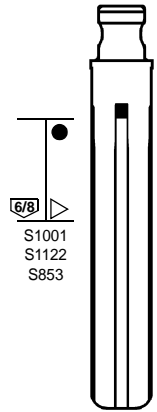


P443  
6/8  
S1001  
S1122



**TOY49MH**

K . . . . 0001-2500  
P . . . . 0001-2500



6/8  
S1001  
S1122  
S853

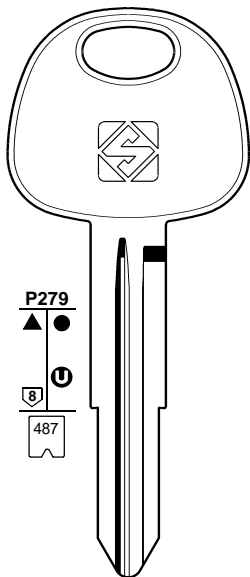


**TOY49FH**

K . . . . 0001-2500  
P . . . . 0001-2500  
L . . . . 0001-1000

FOR:  
PER:

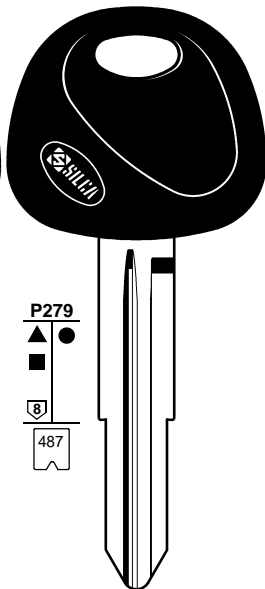
# HYUNDAI



P279  
8  
487

**HYN11**

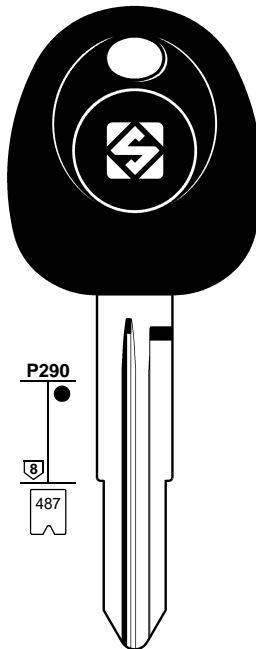
T . . . . 1-1000



P279  
8  
487

**HYN11CP**

T . . . . 1-1000



P290  
8  
487

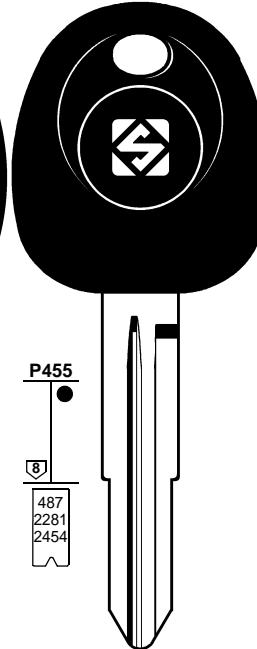
**HYN6T4**

T . . . . 1-1000



**HYN6T14**

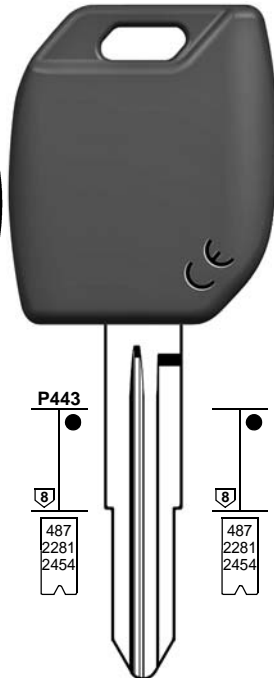
T . . . . 1-1000



P455  
8  
487  
2281  
2454

**HYN6TE**

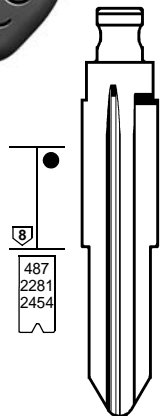
A . . . . 1-1000  
R . . . . 1-1000  
T . . . . 1-1000  
V . . . . 1-1200



P443  
8  
487  
2281  
2454

**HYN6MH**

A . . . . 1-1000  
R . . . . 1-1000  
T . . . . 1-1000  
V . . . . 1-1200




8  
487  
2281  
2454


**HYN6FH**

A . . . . 1-1000  
R . . . . 1-1000  
T . . . . 1-1000  
V . . . . 1-1200

1	2	2a	3	3a	3b	e1+e2	6	42+71	72	43+44a	12	15
---	---	----	---	----	----	-------	---	-------	----	--------	----	----

						<b>GTI COMPATIBLE</b>	<b>IGNITION</b> 						
--	--	--	--	--	--	---------------------------	--	--	--	--	--	--	--

CAR MAKE MODEL	FROM	TO	SILCA REF.	SILCA REF.	SILCA REF.	COPY	GEN.	TRANSP. TYPE	FAST COPY PLUS RW4 PLUS FAST COPY/RW4	FAST COPY PLUS RW4 PLUS	FAST COPY RW4	STP	
													

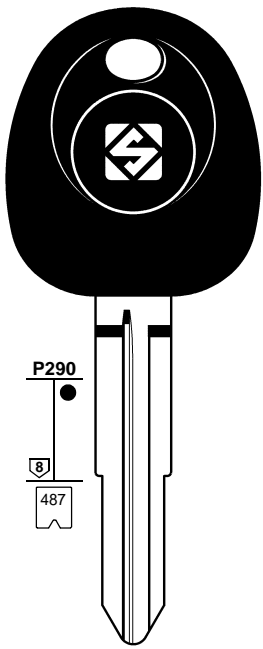
For more info on the uses of car keys, refer to the Silca Electronic Keys Catalogue: 

<b>HYUNDAI</b>
----------------

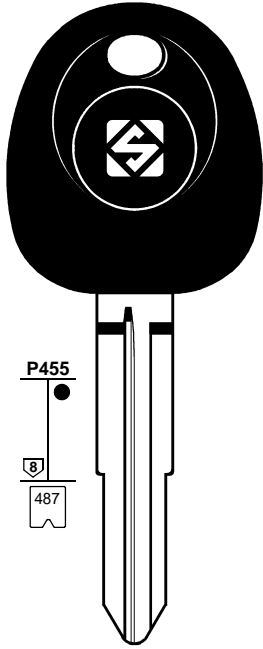
120	2008		KIA7T14					PH / CR2	46				
120	2008		TOY49MH		TOY49FH	Y	Y	PH / CR2	46	Y	P-BOX		
120	2008		TOY40MH		TOY40FH	Y	Y	PH / CR2	46	Y	P-BOX		
130	2007	2011	KIA7T14					PH / CR2	46				
130	2007	2011	TOY49MH		TOY49FH	Y	Y	PH / CR2	46	Y	P-BOX		
130	2007	2011	TOY40MH		TOY40FH	Y	Y	PH / CR2	46	Y	P-BOX		
130	2012							TEX / MA	6E				
140	2011							TEX / MA	6E				
140	2011		SMARTKEY					TEX / MA	6E				
140 (AUS)	2010		TOY49MH		TOY49FH	Y	Y	PH / CR2	46	Y	P-BOX		
145	2009		TOY49MH		TOY49FH	Y	Y	PH / CR2	46	Y	P-BOX		
LANTRA	1995	1996	HYN11										
LANTRA	1995	1996	HYN11CP										
LANTRA	1996	2000	HYN6T4					TEXAS	4C				S6
LANTRA	1996	2000	HYN6MH	HYN6TE	HYN6FH	Y	Y	TEXAS	4C	Y	P-BOX		
LAVITA	2001	2010	HYN6T14					PH / CR2	46				
LAVITA	2001	2010	HYN6MH	HYN6TE	HYN6FH	Y	Y	PH / CR2	46	Y	P-BOX		
MATRIX	2002	2010	HYN6T14					PH / CR2	46				
MATRIX	2002	2010	HYN6MH	HYN6TE	HYN6FH	Y	Y	PH / CR2	46	Y	P-BOX		



FOR:  
PER:

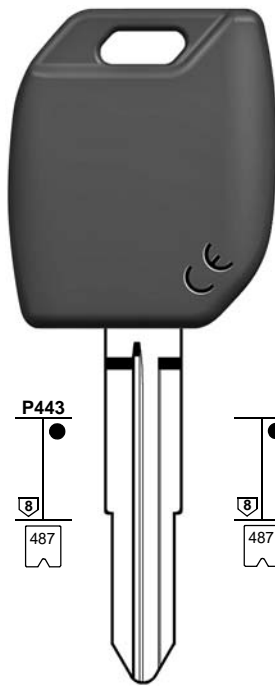
# HYUNDAI



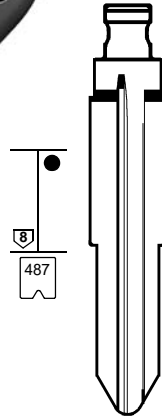
   
**HYN10T4**  
R ..... 1-1000  
X ..... 1-1000





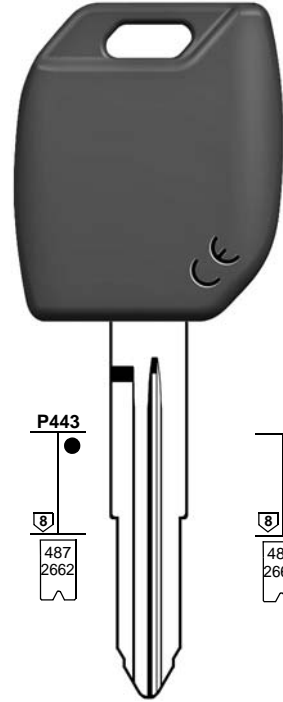
   
**HYN10TE**  
R ..... 1-1000  
X ..... 1-1000



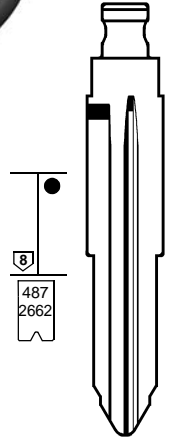
   
**HYN10MH**  
X ..... 1-1000  
R ..... 1-1000



   
**HYN10FH**  
R ..... 1-1000  
K ..... 1-1000  
X ..... 1-1000



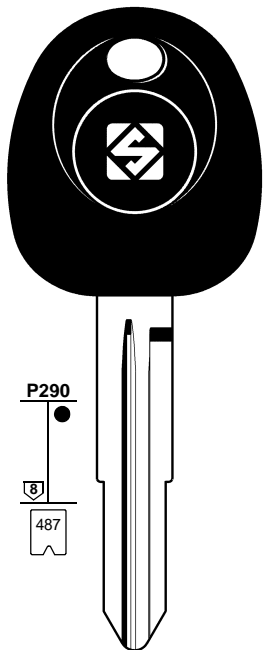
   
**HYN7RMH**  
S ..... 1-1000



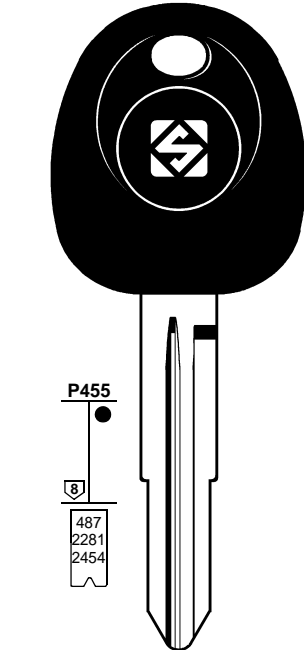
   
**HYN7RFH**  
S ..... 1-1000

FOR:  
PER:

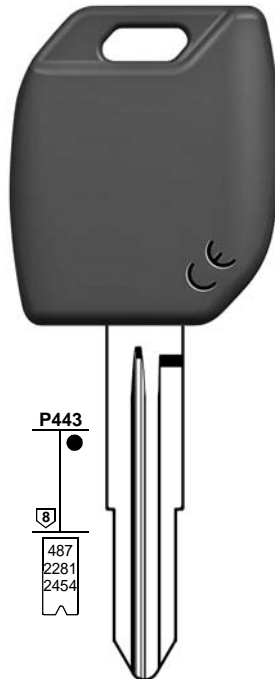
# HYUNDAI



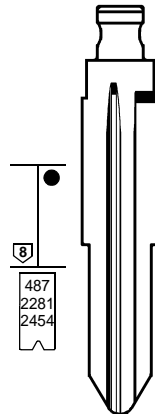
   
**HYN6T14**  
T ..... 1-1000





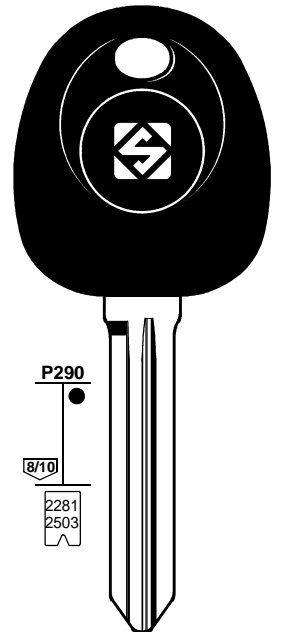
   
**HYN6TE**  
A ..... 1-1000  
R ..... 1-1000  
T ..... 1-1000  
V ..... 1-1200





   
**HYN6MH**  
A ..... 1-1000  
R ..... 1-1000  
T ..... 1-1000  
V ..... 1-1200



   
**HYN6FH**  
A ..... 1-1000  
R ..... 1-1000  
T ..... 1-1000  
V ..... 1-1200



   
**HYN14RT14**  
M ..... 1-2500  
T ..... 1-2500  
WC ..... 1001-3500



1	2	2a	3	3a	3b	e1+e2		6	42+71	72	43+44a	12	15	
						GTI COMPATIBLE		IGNITION						
CAR MAKE MODEL	FROM	TO	SILCA REF.	SILCA REF.	SILCA REF.	COPY	GEN.	TRANSP. TYPE	FAST COPY PLUS RW4 PLUS FAST COPY/RW4	FAST COPY PLUS RW4 PLUS	FAST COPY RW4	STP		

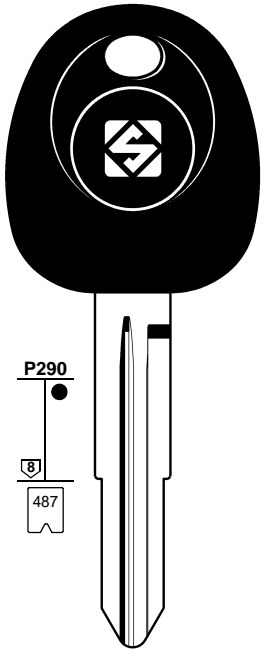
For more info on the uses of car keys, refer to the Silca Electronic Keys Catalogue:

**HYUNDAI**

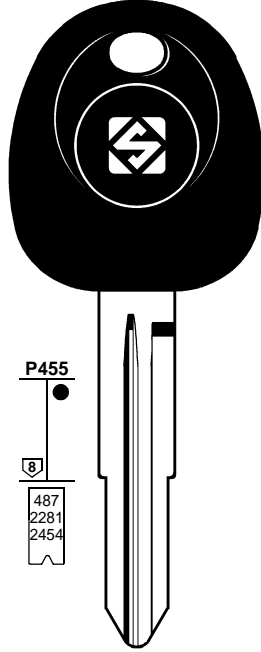
PONY	1995	1999	HYN10T4					TEXAS	4C				
PONY	1995	1999	HYN10MH	HYN10TE	HYN10FH	Y	Y	TEXAS	4C	Y	P-BOX		
SANTA FE	2000	2002						TEX / CR	60				
SANTA FE	2000	2002	HYN7RMH		HYN7RFH	Y	Y	TEX / CR	60	Y	P-BOX		
SANTA FE	2002	2006	HYN6T14					PH / CR2	46				
SANTA FE	2002	2006	HYN6MH	HYN6TE	HYN6FH	Y	Y	PH / CR2	46	Y	P-BOX		
SANTA FE	2006		HYN14RT14					PH / CR2	46				

FOR:  
PER:

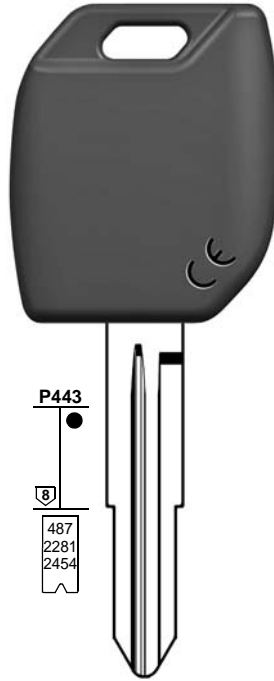
# HYUNDAI



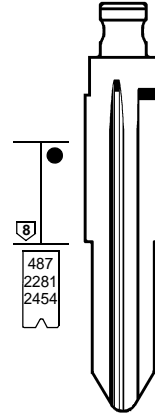
**HYN6T4**  
T . . . . 1-1000



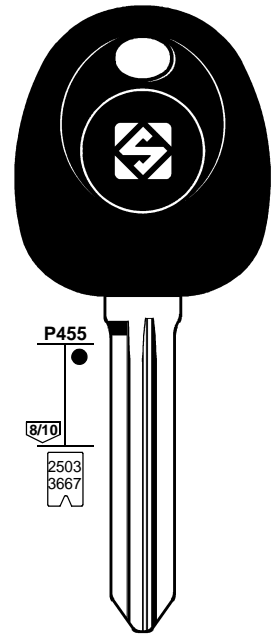
**HYN6TE**  
A . . . . 1-1000  
R . . . . 1-1000  
T . . . . 1-1000  
V . . . . 1-1200



**HYN6MH**  
A . . . . 1-1000  
R . . . . 1-1000  
T . . . . 1-1000  
V . . . . 1-1200



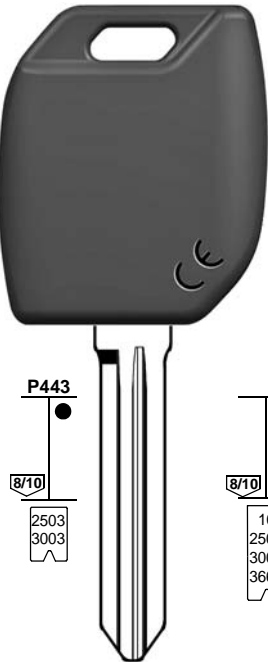
**HYN6FH**  
A . . . . 1-1000  
R . . . . 1-1000  
T . . . . 1-1000  
V . . . . 1-1200



**HYN14RTE**  
M . . . . 1-2500  
T . . . . 1-2500  
WC . . . . 1001-3500

FOR:  
PER:

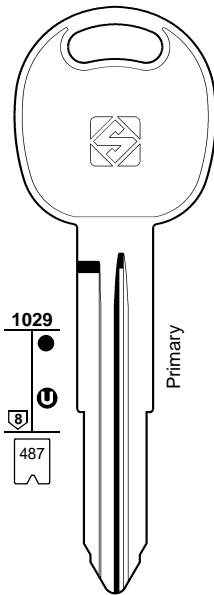
# HYUNDAI



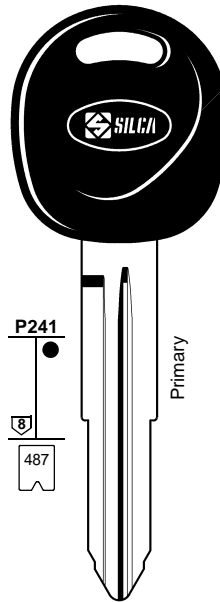
**HYN14RMH**  
M . . . . 1-2500  
T . . . . 1-2500  
WC . . . . 1001-3500



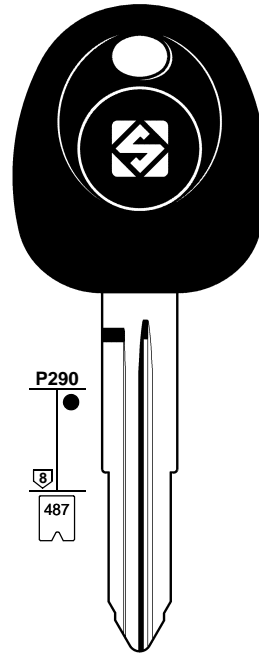
**HYN14RFH**  
M . . . . 1-2500  
T . . . . 1-2500  
WC . . . . 1001-3500



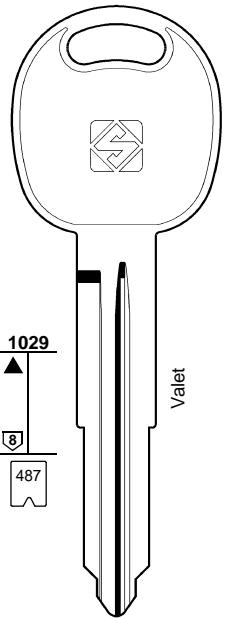
**HYN7R**  
S . . . . 1-1000



**HYN7RAP**  
S . . . . 1-1000



**HYN7RT4**  
S . . . . 1-1000

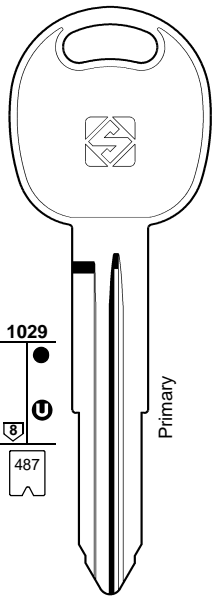


**HYN8R**  
S . . . . 1-1000



FOR:  
PER:

# HYUNDAI



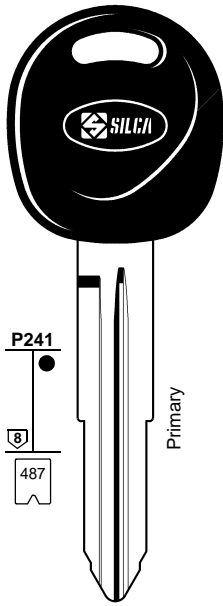
Primary

1029  
487



**HYN7R**

S . . . . 1-1000



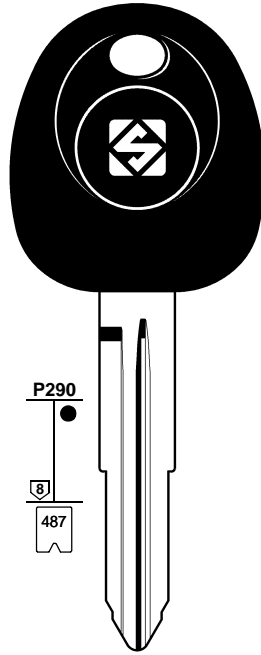
Primary

P241  
487



**HYN7RAP**

S . . . . 1-1000

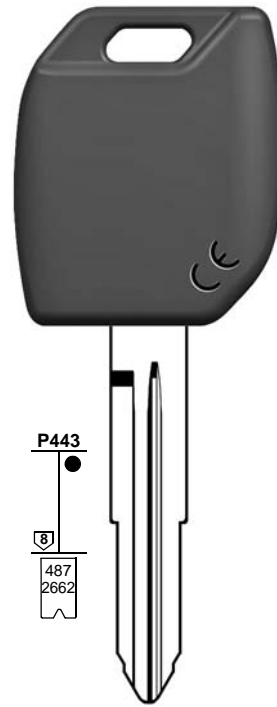


P290  
487



**HYN7RT4**

S . . . . 1-1000

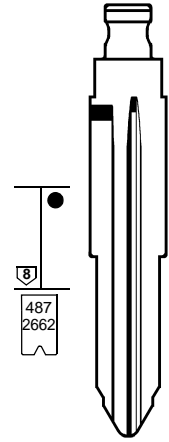


P443  
487  
2662



**HYN7RMH**

S . . . . 1-1000



487  
2662

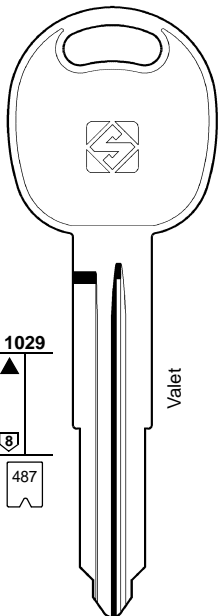


**HYN7RFH**

S . . . . 1-1000

FOR:  
PER:

# HYUNDAI



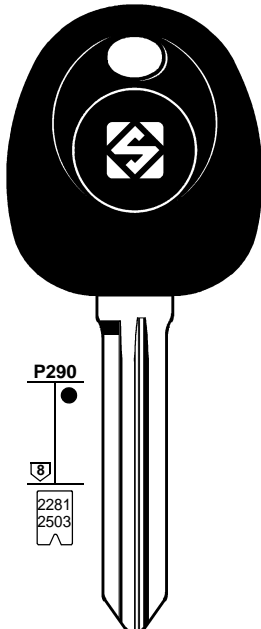
Valet

1029  
487



**HYN8R**

S . . . . 1-1000

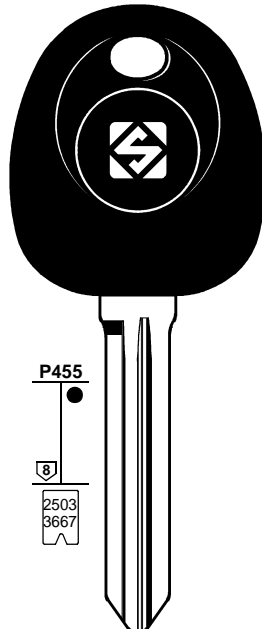


P290  
2281  
2503



**HYN14RT14**

M . . . . 1-2500  
T . . . . 1-2500  
WC . . . . 1001-3500

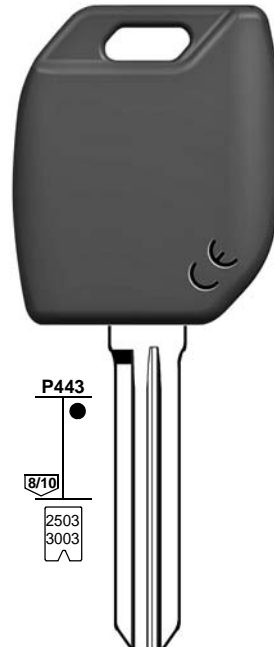


P455  
2503  
3667



**HYN14RTE**

M . . . . 1-2500  
T . . . . 1-2500  
WC . . . . 1001-3500

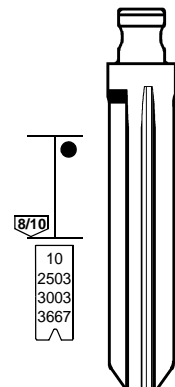


P443  
2503  
3003



**HYN14RMH**

M . . . . 1-2500  
T . . . . 1-2500  
WC . . . . 1001-3500



10  
2503  
3003  
3667



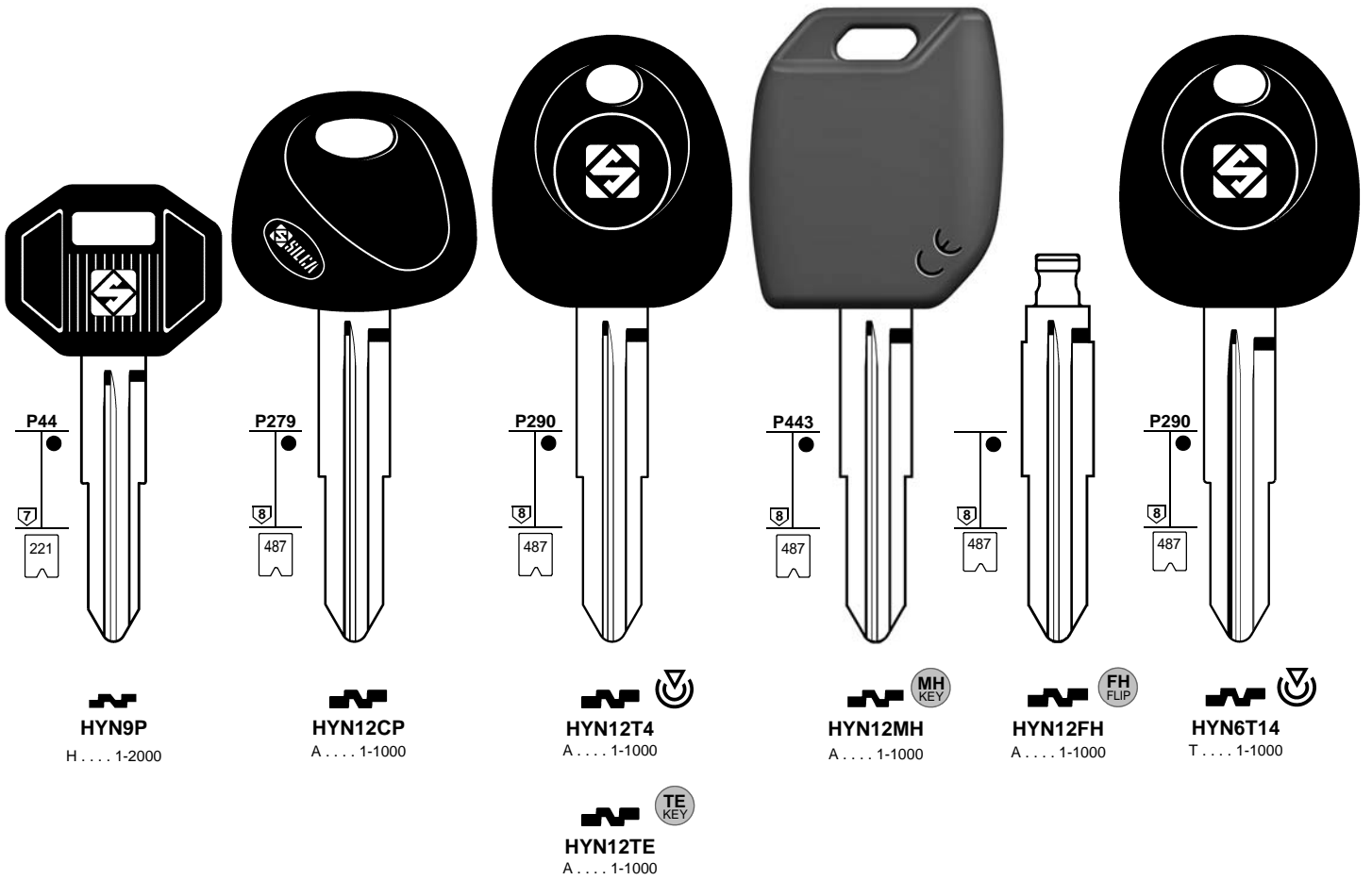
**HYN14RFH**

M . . . . 1-2500  
T . . . . 1-2500  
WC . . . . 1001-3500



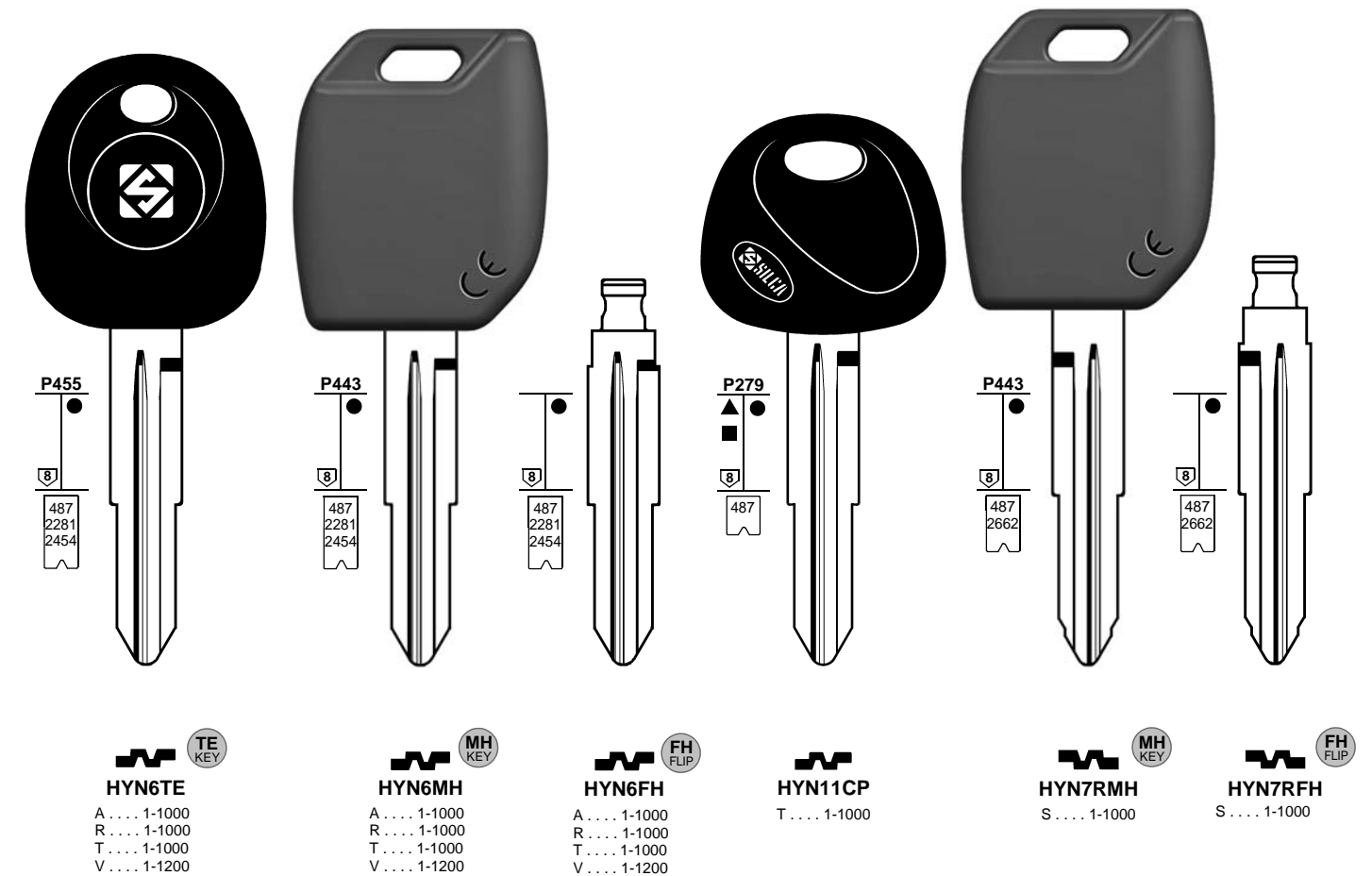
FOR:  
PER:















# HYUNDAI



FOR:  
PER:

# HYUNDAI



1	2	2a	3	3a	3b	e1+e2	6	42+71	72	43+44a	12	15
						<b>GTI COMPATIBLE</b>		<b>IGNITION</b>				
												
<b>CAR MAKE MODEL</b>	<b>FROM</b>	<b>TO</b>	<b>SILCA REF.</b>	<b>SILCA REF.</b>	<b>SILCA REF.</b>	<b>COPY</b>	<b>GEN.</b>	<b>TRANSP. TYPE</b>	<b>FAST COPY PLUS RW4 PLUS FAST COPY/RW4</b>	<b>FAST COPY PLUS RW4 PLUS</b>	<b>FAST COPY RW4</b>	<b>STP</b>
												

For more info on the uses of car keys, refer to the Silca Electronic Keys Catalogue:

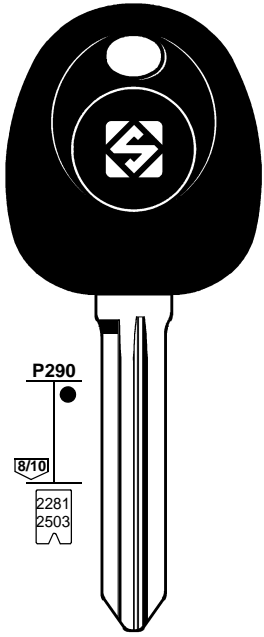



**HYUNDAI**

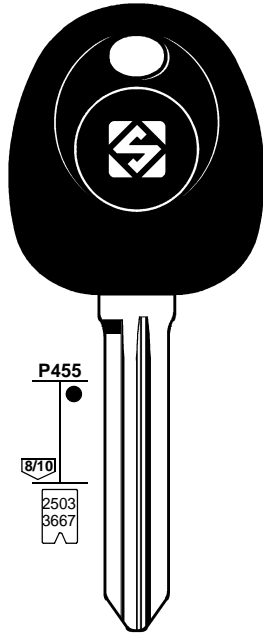
STAREX	1998	2006	HYN12CP		HYN12FH							
STAREX	1998	2006	HYN12T4					TEXAS	4C			S6
STAREX	1998	2006	HYN12MH	HYN12TE	HYN12FH	Y	Y	TEXAS	4C	Y	P-BOX	
TERRACAN	2001	2007	HYN6T14					PH / CR2	46			
TERRACAN	2001	2007	HYN6MH	HYN6TE	HYN6FH	Y	Y	PH / CR2	46	Y	P-BOX	
TIBURON	2001	2008	HYN6T14					PH / CR2	46			
TIBURON	2001	2008	HYN6MH	HYN6TE	HYN6FH	Y	Y	PH / CR2	46	Y	P-BOX	
TIBURON (USA)	1996	2009	HYN11CP									
TRAJET	2000	2006						TEX / CR	60			
TRAJET	2000	2006	HYN7RMH		HYN7RFH	Y	Y	TEX / CR	60	Y	P-BOX	
TUCSON	2005	2009	HYN6T14					PH / CR2	46			
TUCSON	2005	2009	HYN6MH	HYN6TE	HYN6FH	Y	Y	PH / CR2	46	Y	P-BOX	
TUCSON (USA)	2005	2010	HYN11CP									
TUCSON (USA)	2011	2011										
TUCSON (USA)	2012											
VAN TRANSPORTER	1994		HYN9P									
VELOSTER	2010							TEX / MA	6E			
VELOSTER	2011		SMARTKEY					TEX / MA	6E			
VELOSTER (USA)	2012											

FOR:  
PER:

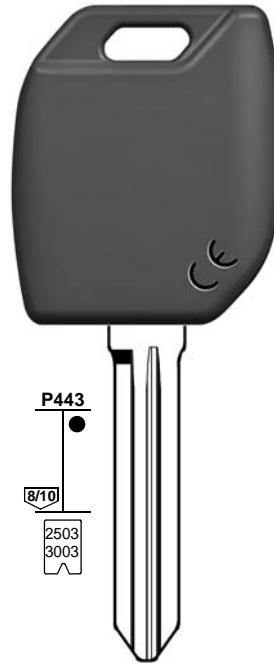
# HYUNDAI



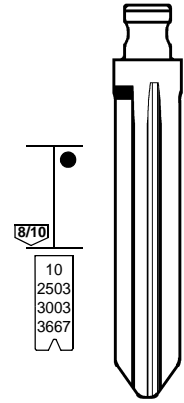
  
**HYN14RT14**  
M . . . . 1-2500  
T . . . . 1-2500  
WC . . . . 1001-3500




 **TE KEY**  
**HYN14RTE**  
M . . . . 1-2500  
T . . . . 1-2500  
WC . . . . 1001-3500



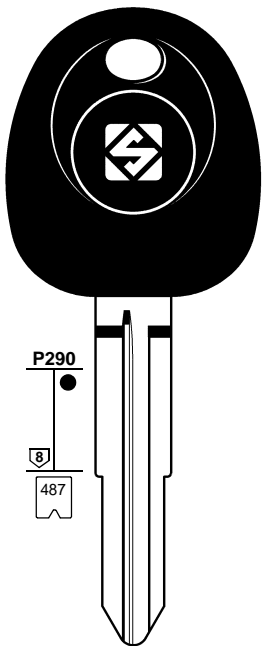
 **MH KEY**  
**HYN14RMH**  
M . . . . 1-2500  
T . . . . 1-2500  
WC . . . . 1001-3500



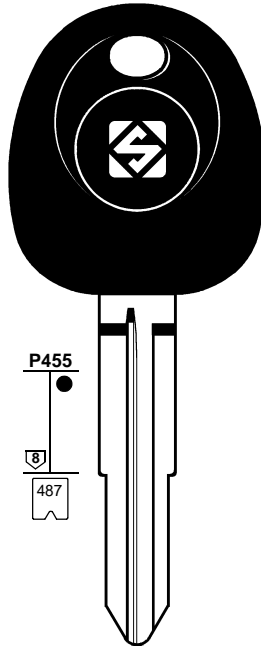
 **FH FLIP**  
**HYN14RFH**  
M . . . . 1-2500  
T . . . . 1-2500  
WC . . . . 1001-3500


FOR:  
PER:

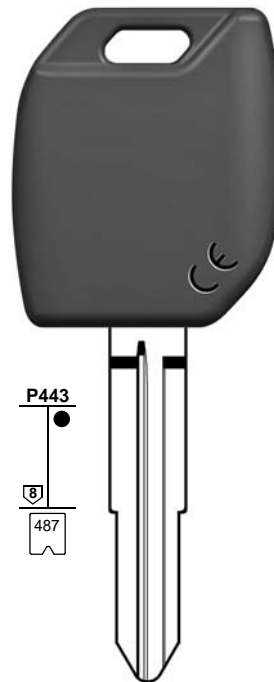
# HYUNDAI




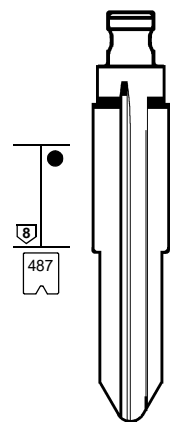
  
**HYN10T4**  
R . . . . 1-1000  
X . . . . 1-1000




 **TE KEY**  
**HYN10TE**  
R . . . . 1-1000  
K . . . . 1-1000



 **MH KEY**  
**HYN10MH**  
X . . . . 1-1000  
R . . . . 1-1000



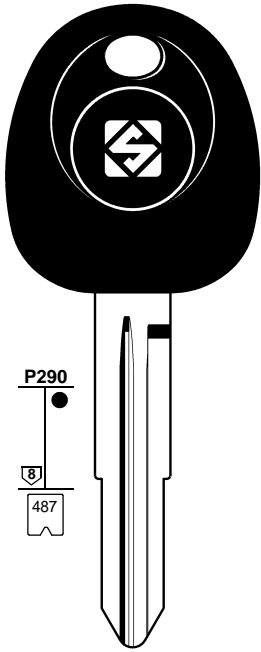
 **FH FLIP**  
**HYN10FH**  
R . . . . 1-1000  
K . . . . 1-1000  
X . . . . 1-1000



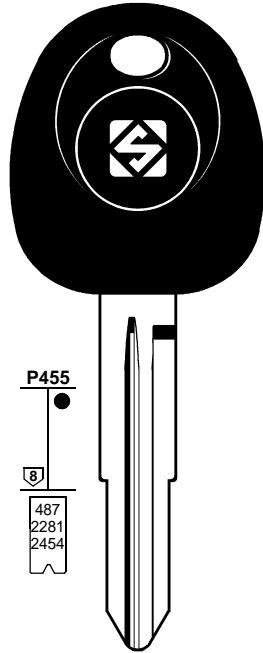



FOR:  
PER:

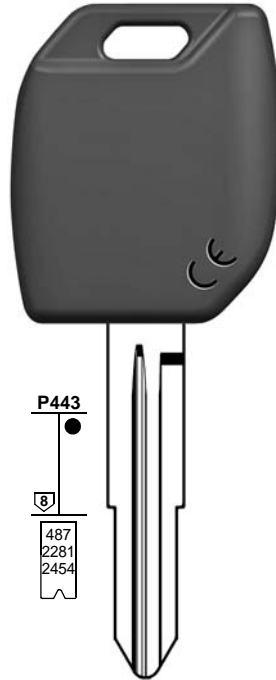
# HYUNDAI





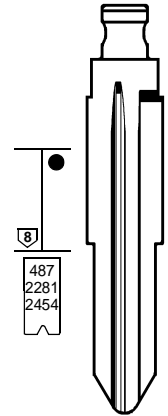
   
**HYN6T14**  
T . . . . 1-1000





   
**HYN6TE**  
A . . . . 1-1000  
R . . . . 1-1000  
T . . . . 1-1000  
V . . . . 1-1200



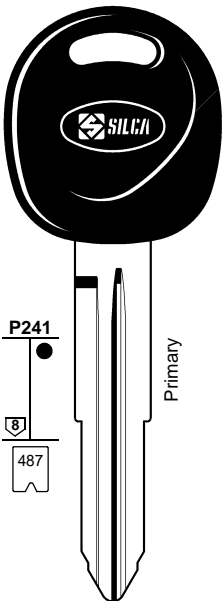
   
**HYN6MH**  
A . . . . 1-1000  
R . . . . 1-1000  
T . . . . 1-1000  
V . . . . 1-1200



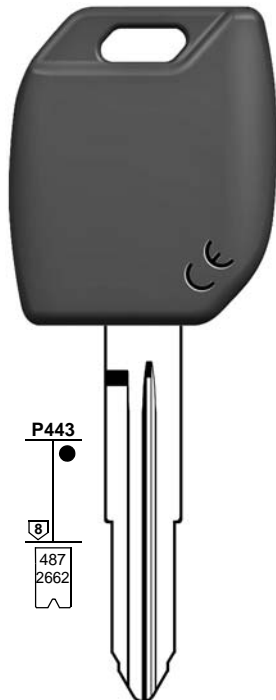
   
**HYN6FH**  
A . . . . 1-1000  
R . . . . 1-1000  
T . . . . 1-1000  
V . . . . 1-1200

FOR:  
PER:

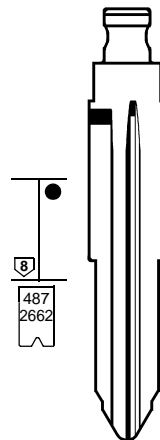
# HYUNDAI



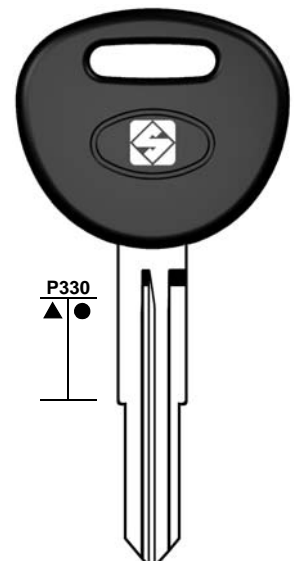
  
**HYN7RAP**  
S . . . . 1-1000


















   
**HYN7RMH**  
S . . . . 1-1000



   
**HYN7RFH**  
S . . . . 1-1000



  
**HYN13BP**

1	2	2a	3	3a	3b	e1+e2		6	42+71	72	43+44a	12	15
						<b>GTI COMPATIBLE</b>		<b>IGNITION</b> 					
<b>CAR MAKE MODEL</b>	<b>FROM</b>	<b>TO</b>	<b>SILCA REF.</b>	<b>SILCA REF.</b>	<b>SILCA REF.</b>	<b>COPY</b>	<b>GEN.</b>	<b>TRANSP. TYPE</b>	<b>FAST COPY PLUS RW4 PLUS FAST COPY/RW4</b>	<b>FAST COPY PLUS RW4 PLUS</b>	<b>FAST COPY RW4</b>	<b>STP</b>	
													

For more info on the uses of car keys, refer to the Silca Electronic Keys Catalogue:



**HYUNDAI**

<b>VERNA</b>	1999		<b>HYN6T14</b>					PH / CR2	46				
<b>VERNA</b>	1999		<b>HYN6MH</b>	<b>HYN6TE</b>	<b>HYN6FH</b>	Y	Y	PH / CR2	46	Y	P-BOX		
<b>XG25/XG30</b>	1998	2005						TEX / CR	60				
<b>XG25/XG30</b>	1998	2005	<b>HYN7RMH</b>		<b>HYN7RFH</b>	Y	Y	TEX / CR	60	Y	P-BOX		
<b>XG300 (CANADA)</b>	1998	2005						TEX / CR	60				
<b>XG300 (CANADA)</b>	1998	2005	<b>HYN7RMH</b>		<b>HYN7RFH</b>	Y	Y	TEX / CR	60	Y	P-BOX		
<b>XG300 (USA)</b>	2001	2003	<b>HYN7RAP</b>										
<b>XG350 (USA)</b>	2002	2005	<b>HYN7RAP</b>										
<b>SOME MODELS</b>	1998		<b>HYN13BP</b>										

FOR:  
PER:

# INFINITI

**P264**  
607

**P443**  
607

607  
3729

**P395**  
607  
Master

**P264**  
145  
607

145

**NSN14T14**  
..... 1-22185

**NSN14MH**  
..... 1-22185  
..... 30001-37850

**NSN14FH**  
..... 1-22185

**NI02T**  
..... 1-22185

**NSN11T2**  
X ..... 1-8000  
..... 1-22185  
..... 30001-37850  
X ..... 8001-9000

**NSN11FH**  
X ..... 1-8000  
X ..... 8001-9000

**NSN14TE**  
..... 1-22185  
..... 30001-37850

FOR:  
PER:

# ISUZU

**889**  
262

262  
514

**772**  
262

**P122**  
264

**P233**  
567  
Primary

**HON58R**  
..... 5001-8442

**HON58RFH**  
..... 5001-8442  
..... 10001-15000

**HON59R**  
..... 5001-8442

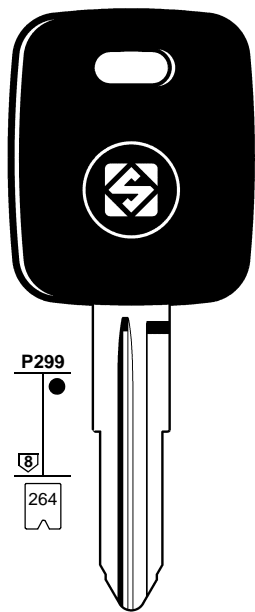
**GM19P**  
N ..... 5001-7000  
U ..... 1-2000

**GM39EP**  
..... AA00-7T51  
..... S000A-S711K

1	2	2a	3	3a	3b	e1+e2	6	42+71	72	43+44a	12	15	
						GTI COMPATIBLE	IGNITION 						
CAR MAKE MODEL	FROM	TO	SILCA REF.	SILCA REF.	SILCA REF.	COPY	GEN.	TRANSP. TYPE	FAST COPY PLUS RW4 PLUS FAST COPY/RW4	FAST COPY PLUS RW4 PLUS	FAST COPY RW4	STP	
For more info on the uses of car keys, refer to the Silca Electronic Keys Catalogue:													
<b>INFINITI</b>													
EX35	2008	2012	SMARTKEY					PH / CR2	46				
FX35	2003		SMARTKEY					PH / CR2	46				
FX35	2003	2009	NSN14T14					PH / CR2	46				
FX35	2003	2009	NSN14MH	NSN14TE	NSN14FH	Y	Y	PH / CR2	46	Y	P-BOX		
FX45	2003	2009	NSN14T14					PH / CR2	46				
FX45	2003		SMARTKEY					PH / CR2	46				
FX45	2003	2009	NSN14MH	NSN14TE	NSN14FH	Y	Y	PH / CR2	46	Y	P-BOX		
FX50	2009		SMARTKEY					PH / CR2	46				
G20	2000	2002	NI02T					TEX / CR	60				
G20	2000	2002	NSN14MH	NSN14TE	NSN14FH	Y	Y	TEX / CR	60	Y	P-BOX		
G25	2011	2012	SMARTKEY					PH / CR2	46				
G35	2003	2007	NSN14T14					PH / CR2	46				
G35	2003	2007	NSN14MH	NSN14TE	NSN14FH	Y	Y	PH / CR2	46	Y	P-BOX		
G35	2005	2008	SMARTKEY					PH / CR2	46				
G37	2009		SMARTKEY					PH / CR2	46				
IPL G C.PE	2011	2012	SMARTKEY					PH / CR2	46				
I30	1999	2000	NSN11T2		NSN11FH			PH	33	Y	Y	N-N	
I30	2001	2004	NI02T					TEX / CR	60				
I30	2001	2004	NSN14MH	NSN14TE	NSN14FH	Y	Y	TEX / CR	60	Y	P-BOX		
I35	2001	2004	NI02T					TEX / CR	60				
I35	2001	2004	NSN14MH	NSN14TE	NSN14FH	Y	Y	TEX / CR	60	Y	P-BOX		
JX35	2013		SMARTKEY					PH / CR2	46				
M35	2003	2004	NSN14T14					PH / CR2	46				
M35	2003	2004	NSN14MH	NSN14TE	NSN14FH	Y	Y	PH / CR2	46	Y	P-BOX		
M35	2006	2010						PH / CR2	46				
M45	2003	2006	NSN14T14					PH / CR2	46				
M45	2003	2006	NSN14MH	NSN14TE	NSN14FH	Y	Y	PH / CR2	46	Y	P-BOX		
M45	2006	2010						PH / CR2	46				
M56	2011		SMARTKEY					PH / CR2	46				
QX4	1997	1999						TEXAS	4C				
QX4	1997	1999	NSN14MH	NSN14TE	NSN14FH	Y	Y	TEXAS	4C	Y	P-BOX		
QX4	1999	2003	NI02T					TEX / CR	60				
QX4	1999	2003	NSN14MH	NSN14TE	NSN14FH	Y	Y	TEX / CR	60	Y	P-BOX		
QX56	2004	2007	NSN14T14					PH / CR2	46				
QX56	2004	2007	NSN14MH	NSN14TE	NSN14FH	Y	Y	PH / CR2	46	Y	P-BOX		
QX56	2008	2012	SMARTKEY					PH / CR2	46				
Q45	1997	2000						TEXAS	4C				
Q45	1997	2000	NSN14MH	NSN14TE	NSN14FH	Y	Y	TEXAS	4C	Y	P-BOX		
Q45	2001	2005	NSN14T14					PH / CR2	46				
Q45	2001	2005	NSN14MH	NSN14TE	NSN14FH	Y	Y	PH / CR2	46	Y	P-BOX		
<b>ISUZU</b>													
AMIGO	1998	2000	HON58R		HON58RFH								
AMIGO	1998	2000	GM19P										
ASCENDER	2003	2006	GM39EP										
AXIOM	2002	2002	HON59R										
AXIOM	2002	2002	HON58R		HON58RFH								

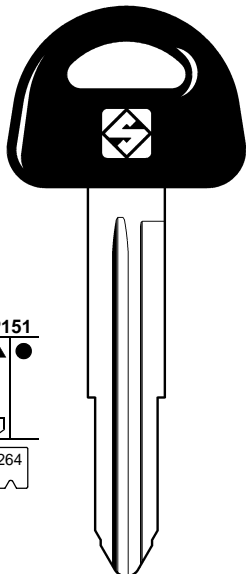
FOR:  
PER:

# ISUZU



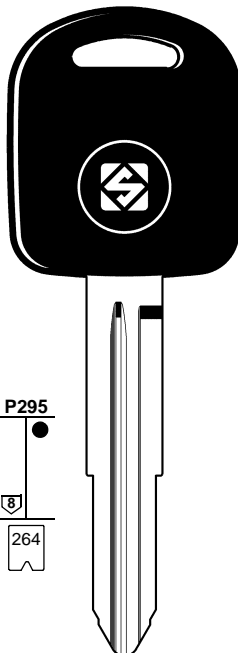
P299  
8  
264

**GM15T5**  
N . . . . 5001-7000



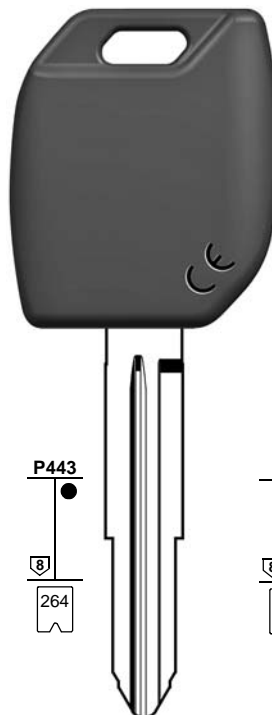
P151  
8  
264

**SZ12P**  
U . . . . 1-2000



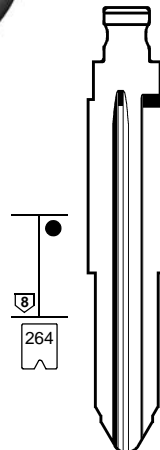
P295  
8  
264

**SZ12TE**  
U . . . . 1-2000



P443  
8  
264

**SZ12MH**  
U . . . . 1-2000

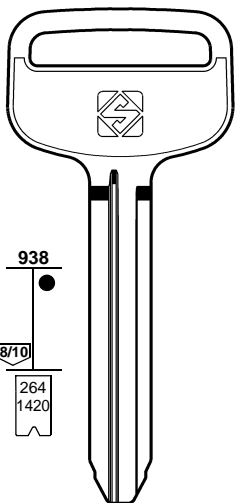


8  
264

**SZ12FH**  
U . . . . 1-2000

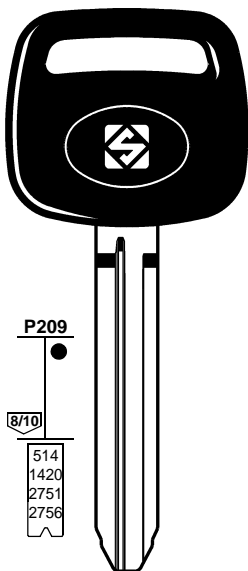
FOR:  
PER:

# ISUZU



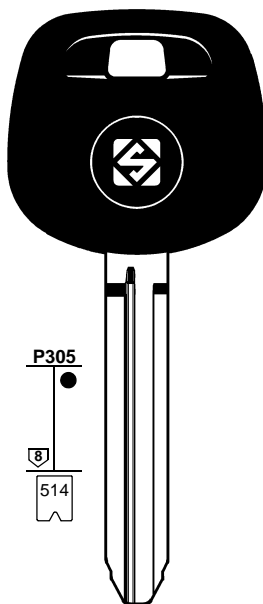
938  
8/10  
264  
1420

**TOY43R**  
.....  
10001-15000  
50000-59999  
60000-69999  
70000-75928



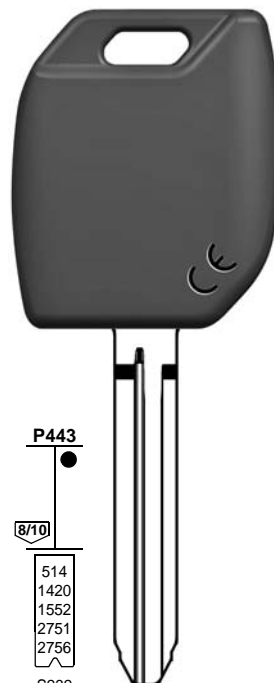
P209  
8/10  
514  
1420  
2751  
2756

**TOY43RP**  
.....  
10001-15000  
50000-59999  
60000-69999  
70000-75928



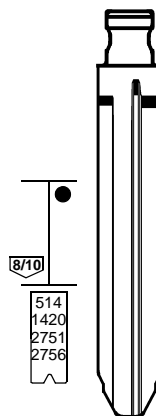
P305  
8  
514

**TOY43RATE**  
.....  
10001-15000  
50000-59999  
60000-69999



P443  
8/10  
514  
1420  
1552  
2751  
2756  
S232

**TOY43RMH**  
..... 10001-15000  
..... 50000-59999  
..... 60000-69999  
..... 25001-26200  
..... 1-5000



8/10  
514  
1420  
2751  
2756

**TOY43RFH**  
..... 1001-15000  
..... 70000-75928

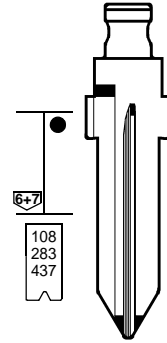
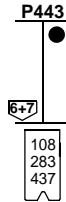
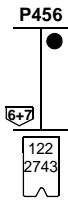


FOR:  
PER:

# IVECO



Blue head  
Testa blu



## GT10BTE

- .... 1/9 . . . A/Z/AZ MNPRS
- .... 0/90/9 MNPRS
- .... 1/9 . . . A/Z MNPRS
- .... 1/9 . . . A/Z MNPRS
- .... 1/9 . . . A/Z MNPRS
- .... 1/9 . . . A/Z MNPRS
- .... 1/9 . . . A/Z MNPRS
- .... 1/9 . . . A/Z MNPRS
- .... 3001-4000
- .... 6001-7000

GIOBERT - TRW SIPEA



## GT10MH

- J . . . . 3001-6732
- N . . . . 6001-7000
- V . . . . 0001-3056
- V . . . . 5001-8058
- AB . . . . 6001-6891
- .... 3001-4000
- .... 6001-7000

GIOBERT - TRW SIPEA

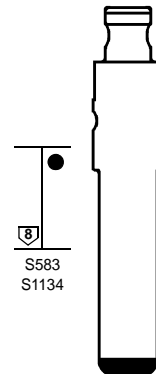
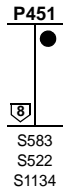


## GT10FH

- J . . . . 3001-6732
- N . . . . 6001-7000
- V . . . . 0001-3056
- V . . . . 5001-8058
- AB . . . . 6001-6891
- .... 3001-4000
- .... 6001-7000

FOR:  
PER:

# IVECO



## SIP22MH

- DE . . . . . 1-11210

GIOBERT - TRW SIPEA



## SIP22TE

- DE . . . . . 1-11210

GIOBERT - TRW SIPEA



## SIP22FH

- DE . . . . . 1-11210

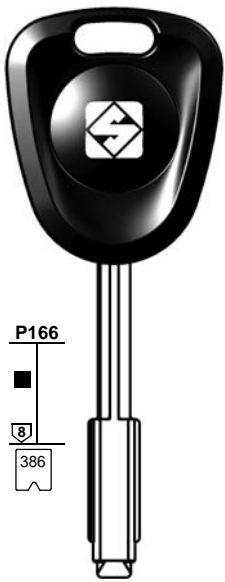




FOR:  
PER:

# JAGUAR

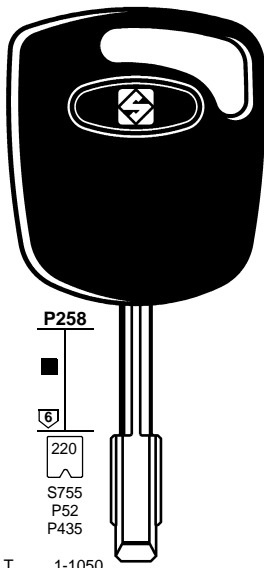
# JDM (MICROCARS)



P166  
8  
386

**TBE1T5**  
T..... 1-2-3

VALEO

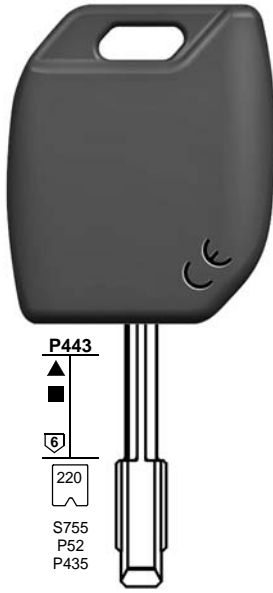


P258  
6  
220  
S755  
P52  
P435

T..... 1-1050  
T..... 1-2330  
T..... 1051-2330  
T..... 1-2-3-4

**FO21TE**  
 **FO21T7**

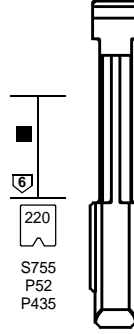
TIBBE - VALEO



P443  
6  
220  
S755  
P52  
P435

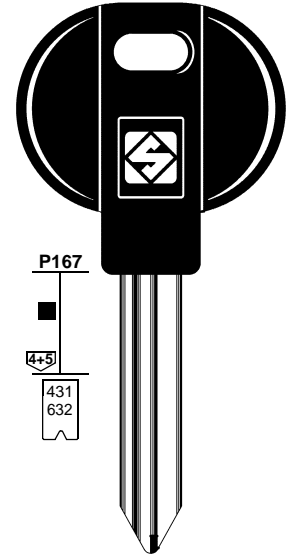
**FO21MH**  
T..... 1-1050  
T..... 1-2330  
T..... 1051-2330  
T..... 1-2-3-4

TIBBE - VALEO



6  
220  
S755  
P52  
P435

**FO21FH**  
T..... 1-1050  
T..... 1-2330  
T..... 1051-2330  
T..... 1-2-3-4



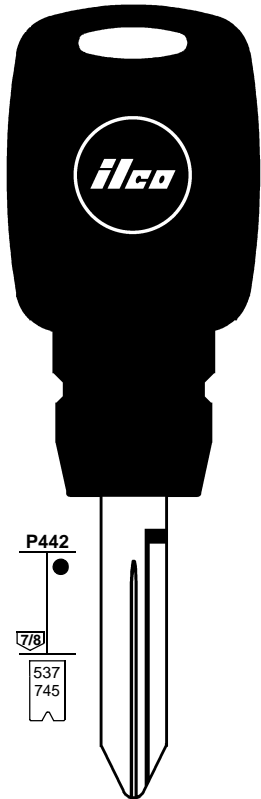
P167  
4+5  
431  
632

**SX9AP**  
63/99 ..... H 12468  
63/99 ..... 12468  
..... H 0111111-6288888  
..... 0111111-6288888

MITSUBISHI

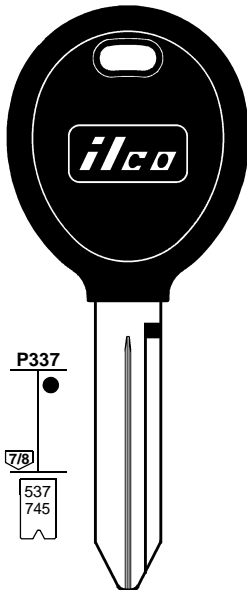
FOR:  
PER:

# JEEP



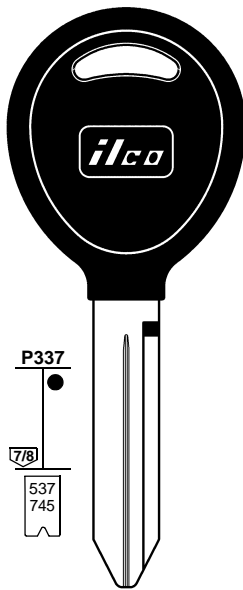
P442  
7/8  
537  
745

**EK3P-Y170**  
L..... 1-3580  
M..... 1-2618



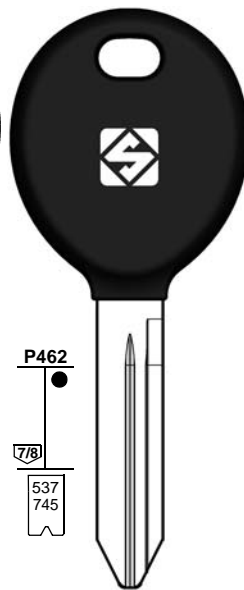
P337  
7/8  
537  
745

**Y164-PT**  
L..... 1-3580  
M..... 1-2618



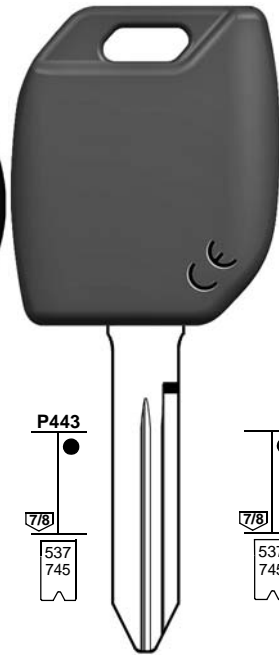
P337  
7/8  
537  
745

**Y160-PT**  
L..... 1-3580  
M..... 1-2618



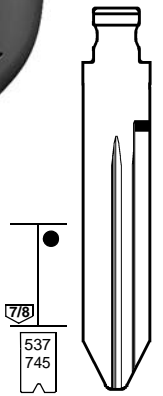
P462  
7/8  
537  
745

**CY24TE**  
L..... 1-3580  
M..... 1-2618



















P443  
7/8  
537  
745

**CY24MH**  
L..... 1-3580  
M..... 1-2618



7/8  
537  
745

**CY24FH**  
L..... 1-3580  
M..... 1-2618  
FT..... 1001-3000

1	2	2a	3	3a	3b	e1+e2		6	42+71	72	43+44a	12	15
						GTI COMPATIBLE		IGNITION 					
CAR MAKE MODEL	FROM	TO	SILCA REF.	SILCA REF.	SILCA REF.	COPY	GEN.	TRANSP. TYPE	FAST COPY PLUS RW4 PLUS FAST COPY/RW4	FAST COPY PLUS RW4 PLUS	FAST COPY RW4	STP	
													
For more info on the uses of car keys, refer to the Silca Electronic Keys Catalogue: 													
<b>JAGUAR</b>													
SOVEREIGN	1996	2000	TBE1T5					MEG	13	Y	Y	Meg	
S-TYPE	2000	2008	FO21T7					TEX / CR	60				
S-TYPE	2000	2008	FO21MH	FO21TE	FO21FH	Y	Y	TEX / CR	60	Y	P-BOX		
XJ	2003	2007	FO21T7					TEX / CR	60				
XJ	2003	2007	FO21MH	FO21TE	FO21FH	Y	Y	TEX / CR	60	Y	P-BOX		
XJ , XJS , XK8	1998	1999	TBE1T5					MEG	13	Y	Y	Meg	
XJ , XK	2000	2003						MEG	13				
X-TYPE	2002	2008						TEX / CR	60				
X-TYPE	2002	2008	FO21MH	FO21TE	FO21FH	Y	Y	TEX / CR	60	Y	P-BOX		
<b>JDM (MICROCARS)</b>													
ABACA	2005	2012	SX9AP										
ALBIZIA	2003	2012	SX9AP										
ALOES	2008	2012	SX9AP										
ROSDY	2012		SX9AP										
<b>JEEP</b>													
CHEROKEE	1998	2004	Y160-PT					TEX / CR	64				F
CHEROKEE	1998	2004	CY24MH	CY24TE	CY24FH	Y	Y	TEX / CR	64	Y	P-BOX		
CHEROKEE	2005		Y164-PT					PH / CR2	46				
CHEROKEE	2005		CY24MH	CY24TE	CY24FH	Y	Y	PH / CR2	46	Y	P-BOX		
CHEROKEE LIMITED	1999	2005	Y160-PT					TEX / CR	64				F
CHEROKEE LIMITED	1999	2005	CY24MH	CY24TE	CY24FH	Y	Y	TEX / CR	64	Y	P-BOX		
CJ5,CJ7	1998	2005	Y160-PT					TEX / CR	64				F
CJ5,CJ7	1998	2005	CY24MH	CY24TE	CY24FH	Y	Y	TEX / CR	64	Y	P-BOX		
CJ5,CJ7	2006		Y164-PT					PH / CR2	46				F
CJ5,CJ7	2006		CY24MH	CY24TE	CY24FH	Y	Y	PH / CR2	46	Y	P-BOX		
COMANCHE	2006		Y164-PT					PH / CR2	46				F
COMANCHE	2006		CY24MH	CY24TE	CY24FH	Y	Y	PH / CR2	46	Y	P-BOX		
COMMANDER	2006	2008	Y164-PT					PH / CR2	46				F
COMMANDER	2006	2008	CY24MH	CY24TE	CY24FH	Y	Y	PH / CR2	46	Y	P-BOX		
COMMANDER	2008	2010						PH / CR2	46				
COMMANDER	2008	2010	EK3P-Y170					PH / CR2	46	Y	P-BOX		
COMPASS	2007		Y164-PT					PH / CR2	46				F
COMPASS	2007		CY24MH	CY24TE	CY24FH	Y	Y	PH / CR2	46	Y	P-BOX		
G. CHEROKEE	2005	2008	Y164-PT					PH / CR2	46				F
G. CHEROKEE	2005	2008	CY24MH	CY24TE	CY24FH	Y	Y	PH / CR2	46	Y	P-BOX		
G. CHEROKEE	2008							PH / CR2	46				
G. CHEROKEE	2008		EK3P-Y170					PH / CR2	46	Y	P-BOX		
G.CHEROKEE LUX	1999	2005	Y160-PT					TEX / CR	64				F
G.CHEROKEE LUX	1999	2005	CY24MH	CY24TE	CY24FH	Y	Y	TEX / CR	64	Y	P-BOX		
G.CHEROKEE SPORT	1998	2004	Y160-PT					TEX / CR	64				F
G.CHEROKEE SPORT	1998	2004	CY24MH	CY24TE	CY24FH	Y	Y	TEX / CR	64	Y	P-BOX		
LIBERTY	2002	2004	Y160-PT					TEX / CR	64				F
LIBERTY	2002	2004	CY24MH	CY24TE	CY24FH	Y	Y	TEX / CR	64	Y	P-BOX		
LIBERTY	2005		Y164-PT					PH / CR2	46				
LIBERTY	2005		CY24MH	CY24TE	CY24FH	Y	Y	PH / CR2	46	Y	P-BOX		
PATRIOT	2007		Y164-PT					PH / CR2	46				F
PATRIOT	2007		CY24MH	CY24TE	CY24FH	Y	Y	PH / CR2	46	Y	P-BOX		
WRANGLER	1998	2006	Y160-PT					TEX / CR	64				F
WRANGLER	1998	2006	CY24MH	CY24TE	CY24FH	Y	Y	TEX / CR	64	Y	P-BOX		
WRANGLER	2006		CY24MH	CY24TE	CY24FH	Y	Y	PH / CR2	46	Y	P-BOX		
WRANGLER	2007		Y164-PT					PH / CR2	46				F

FOR:  
PER:

# KIA

**P322**  
S819  
S853  
S1001  
S1122  
S1150

**P443**  
480  
S24  
S232  
S765  
S819  
S853  
S1001  
S1122  
S1150  
S1356

**P472**  
S1001  
S1122

**P443**  
S1001  
S1122

**P443**  
S1001  
S1122  
S853

**KIA7T14**  
G . . . . 0001-2500  
J . . . . 0001-2500  
K . . . . 0001-2500  
L . . . . 0001-1000  
P . . . . 0001-2500

**TOY40MH**  
. . . . 1-5000  
L . . . . 0001-1000  
G . . . . 0001-2500  
J . . . . 0001-2500  
K . . . . 0001-2500  
P . . . . 0001-2500  
. . . . 30001-31200

**TOY40FH**  
. . . . 1-5000  
L . . . . 0001-1000  
J . . . . 0001-2500

**TOY49TE**  
K . . . . 0001-2500  
P . . . . 0001-2500

**TOY49MH**  
K . . . . 0001-2500  
P . . . . 0001-2500

**TOY49FH**  
K . . . . 0001-2500  
P . . . . 0001-2500  
L . . . . 0001-1000

FOR:  
PER:

# KIA

**1136**  
742

**P320**  
742

**P463**  
742

**P443**  
742

**P443**  
742

**P142**  
158

**KIA3R**  
Y . . . . 2001-3000

**KIA3RT16**  
Y . . . . 2001-3000

**KIA3RTE**  
Y . . . . 2001-3000

**KIA3RMH**  
Y . . . . 2001-3000

**KIA3RFH**  
Y . . . . 2001-3000

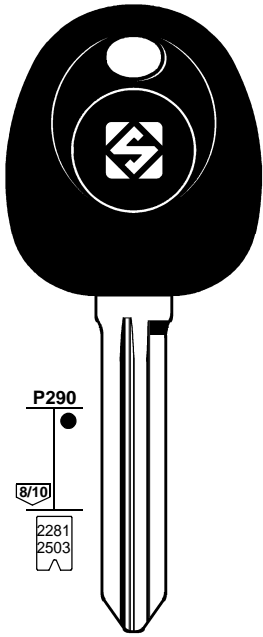
**KIA4RBP**  
. . . . 5001-6200

**KIA3RT14**  
Y . . . . 2001-3000



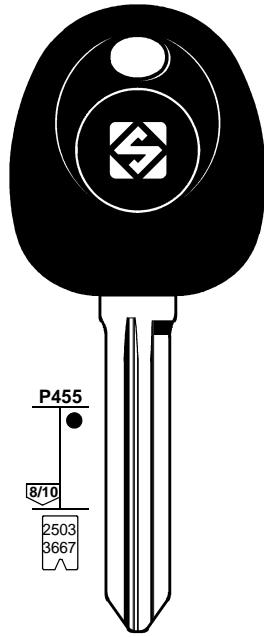
FOR:  
PER:

# KIA



**HYN14T14**

H . . . . 0001-2500  
 M . . . . 0001-2500  
 P . . . . 0001-2500  
 T . . . . 0001-2500  
 V . . . . 1-2500



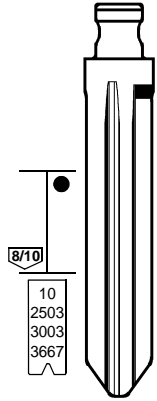
**HYN14TE**

H . . . . 0001-2500  
 M . . . . 0001-2500  
 P . . . . 0001-2500  
 T . . . . 0001-2500  
 V . . . . 1-2500



**HYN14MH**

H . . . . 0001-2500  
 M . . . . 0001-2500  
 P . . . . 0001-2500  
 T . . . . 0001-2500  
 V . . . . 0001-2500

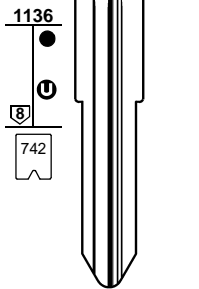
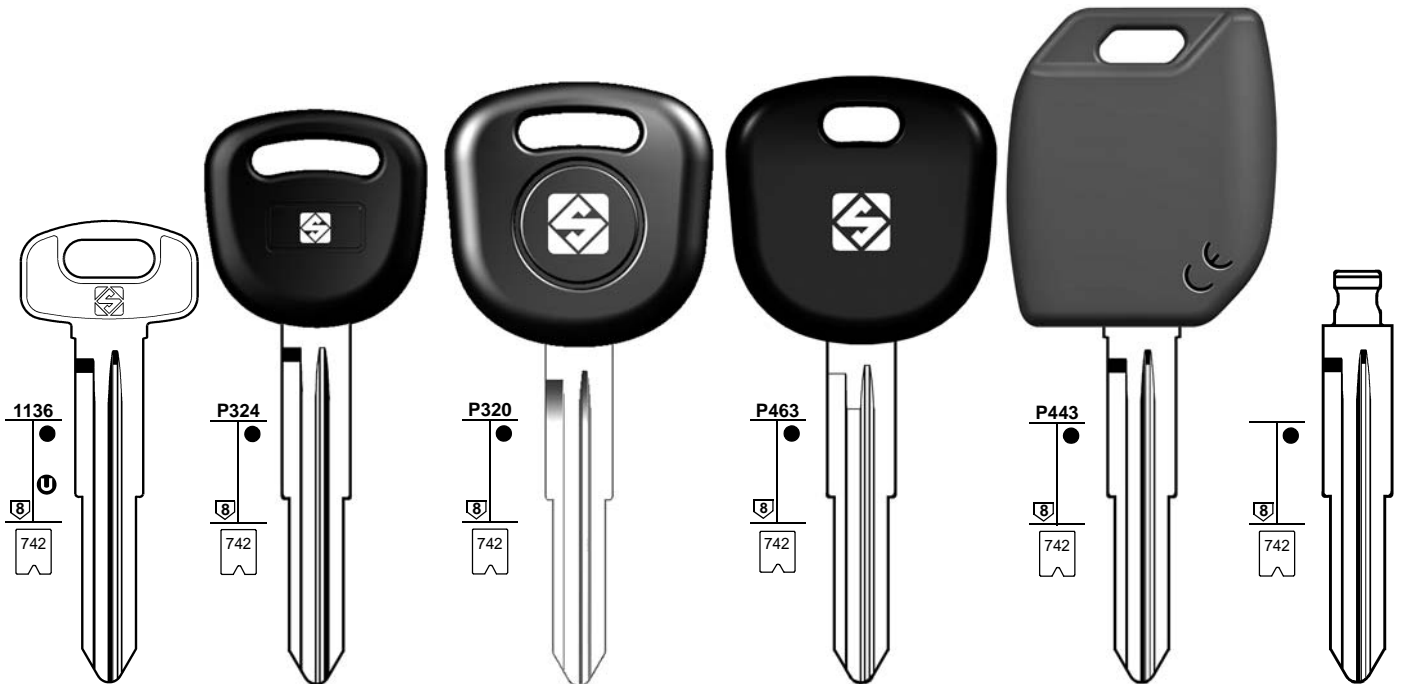


**HYN14FH**

H . . . . 0001-2500  
 M . . . . 0001-2500  
 P . . . . 0001-2500  
 T . . . . 0001-2500  
 V . . . . 0001-2500

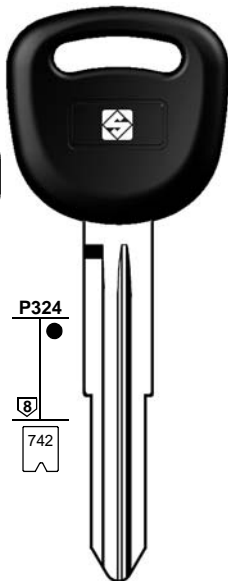
FOR:  
PER:

# KIA



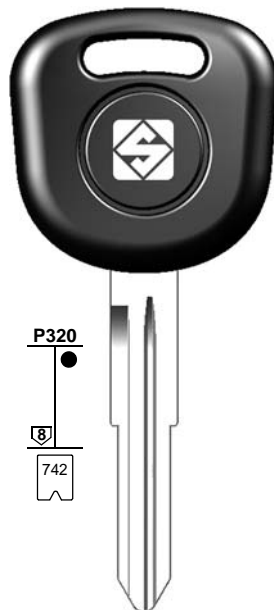
**KIA3R**

Y . . . . 2001-3000



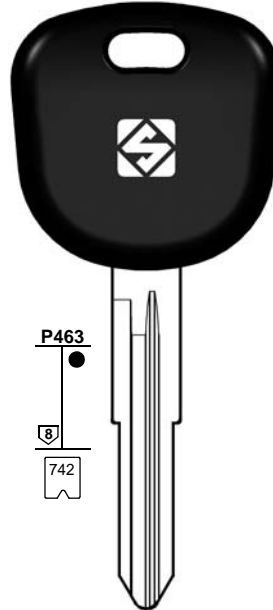
**KIA3RAP**

Y . . . . 2001-3000



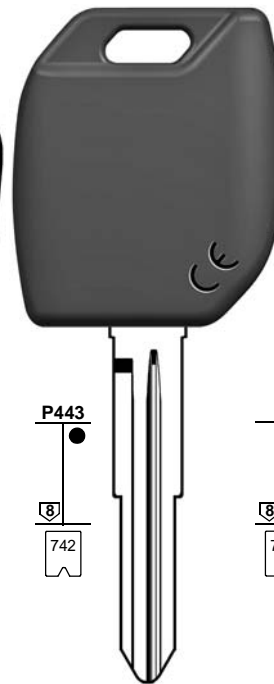
**KIA3RT14**

Y . . . . 2001-3000



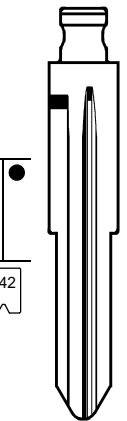
**KIA3RT16**

Y . . . . 2001-3000



**KIA3RTE**

Y . . . . 2001-3000



**KIA3RMH**

Y . . . . 2001-3000



**KIA3RFH**

Y . . . . 2001-3000

1		2	2a	3	3a	3b	e1+e2	6	42+71	72	43+44a	12	15	
							<b>GTI COMPATIBLE</b>		<b>IGNITION</b> 					
<b>CAR MAKE MODEL</b>		<b>FROM</b>	<b>TO</b>	<b>SILCA REF.</b>	<b>SILCA REF.</b>	<b>SILCA REF.</b>	<b>COPY</b>	<b>GEN.</b>	<b>TRANSP. TYPE</b>	<b>FAST COPY PLUS RW4 PLUS FAST COPY/RW4</b>	<b>FAST COPY PLUS RW4 PLUS</b>	<b>FAST COPY RW4</b>	<b>STP</b>	

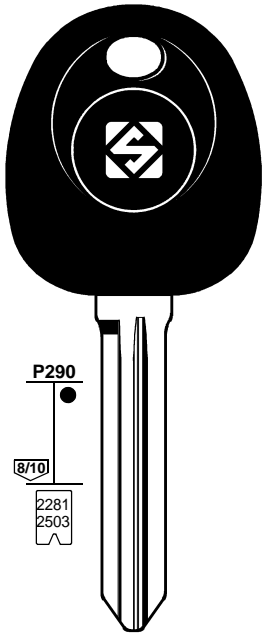
For more info on the uses of car keys, refer to the Silca Electronic Keys Catalogue:

**KIA**

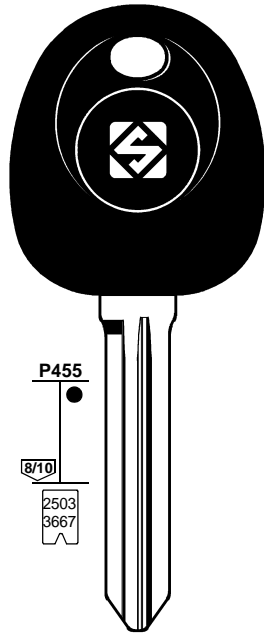
CARENS	2006		HYN14T14					PH / CR2	46				
CARENS	2006		HYN14MH	HYN14TE	HYN14FH	Y	Y	PH / CR2	46	Y	P-BOX		
CARNIVAL	1999	2000	KIA3R										
CARNIVAL	1999	2000	KIA3RAP										
CARNIVAL	1999	2000						MEG / CR	48-K	Y	Y		
CARNIVAL	2000	2002	KIA3RT16					TEX / CR	60				
CARNIVAL	2002	2005	KIA3RT14					PH / CR2	46				
CARNIVAL	2002	2005	KIA3RMH	KIA3RTE	KIA3RFH	Y	Y	PH / CR2	46	Y	P-BOX		
CARNIVAL	2006		HYN14T14					PH / CR2	46				
CARNIVAL	2006		HYN14MH	HYN14TE	HYN14FH	Y	Y	PH / CR2	46	Y	P-BOX		

FOR:  
PER:

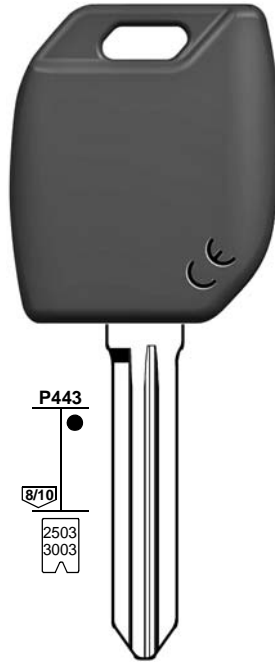
# KIA



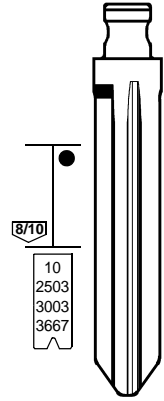
**HYN14RT14**  
 M . . . . 1-2500  
 T . . . . 1-2500  
 WC . . . . 1001-3500



**HYN14RTE**  
 M . . . . 1-2500  
 T . . . . 1-2500  
 WC . . . . 1001-3500



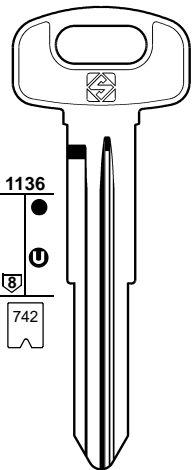
**HYN14RMH**  
 M . . . . 1-2500  
 T . . . . 1-2500  
 WC . . . . 1001-3500



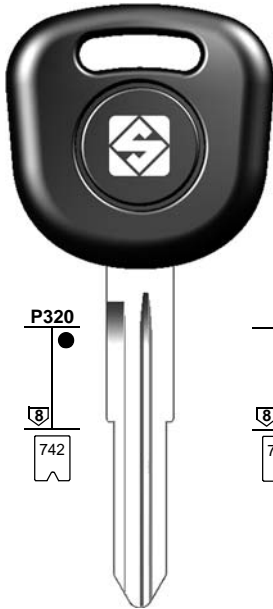
**HYN14RFH**  
 M . . . . 1-2500  
 T . . . . 1-2500  
 WC . . . . 1001-3500

FOR:  
PER:

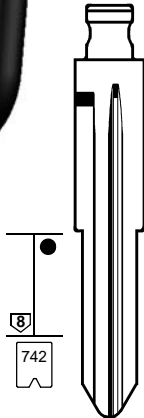
# KIA



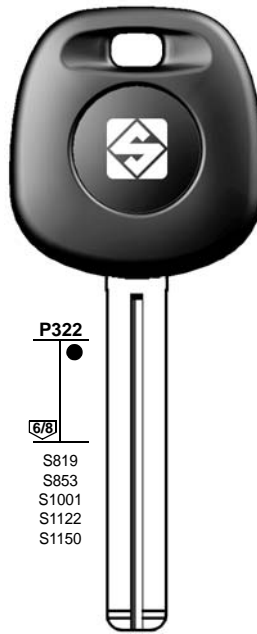
**KIA3R**  
 Y . . . . 2001-3000



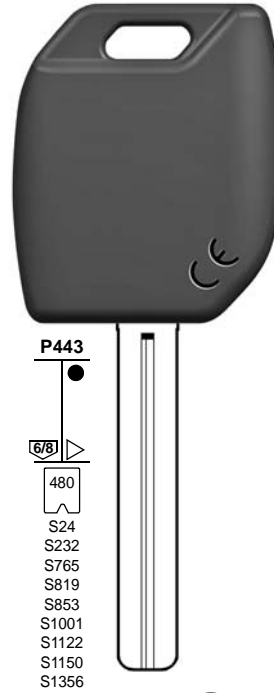
**KIA3RT5**  
 Y . . . . 2001-3000



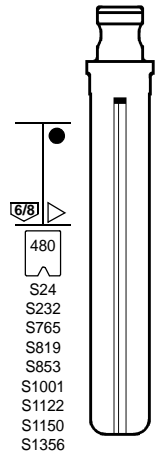
**KIA3RFH**  
 Y . . . . 2001-3000



**KIA7T14**  
 G . . . . 0001-2500  
 J . . . . 0001-2500  
 K . . . . 0001-2500  
 L . . . . 0001-1000  
 P . . . . 0001-2500



**TOY40MH**  
 . . . . 1-5000  
 L . . . . 0001-1000  
 G . . . . 0001-2500  
 J . . . . 0001-2500  
 K . . . . 0001-2500  
 P . . . . 0001-2500  
 . . . . 30001-31200



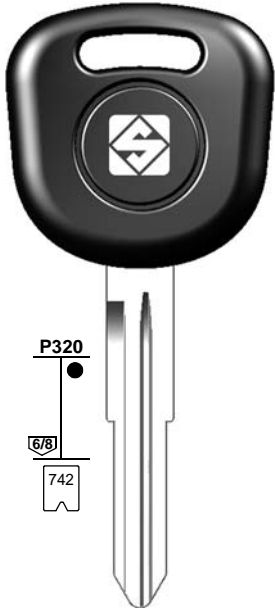
**TOY40FH**  
 . . . . 1-5000  
 L . . . . 0001-1000  
 J . . . . 0001-2500





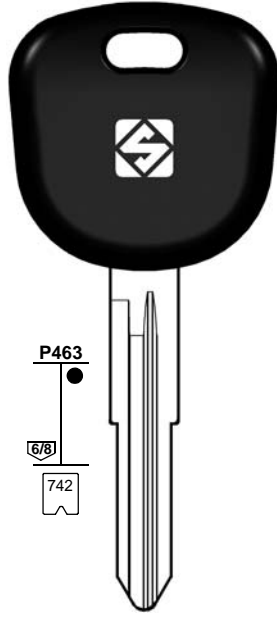
FOR:  
PER:

# KIA



   
**KIA3RT14**  
Y . . . . 2001-3000

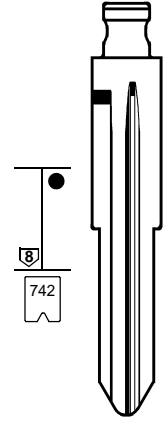
   
**KIA3RT16**  
Y . . . . 2001-3000



   
**KIA3RTE**  
Y . . . . 2001-3000



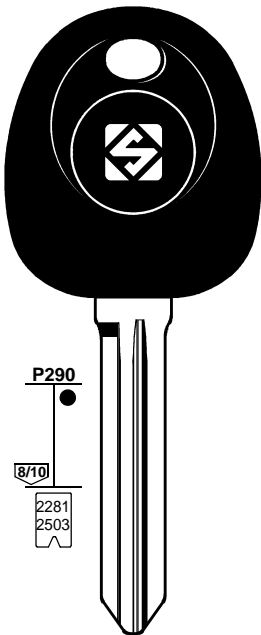
   
**KIA3RMH**  
Y . . . . 2001-3000





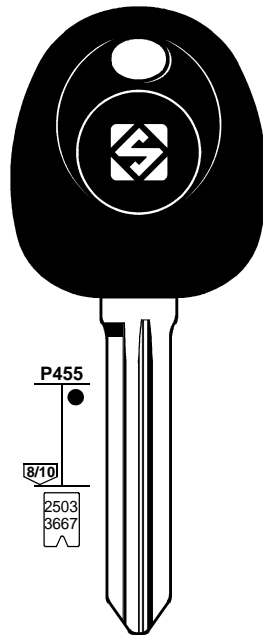
   
**KIA3RFH**  
Y . . . . 2001-3000

FOR:  
PER:

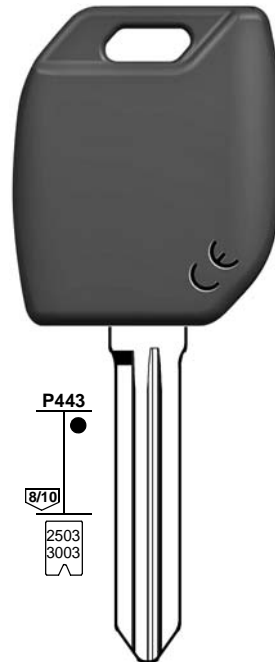
# KIA





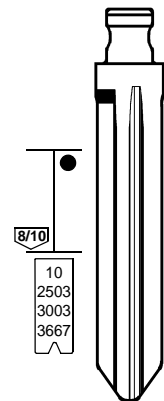
   
**HYN14RT14**  
M . . . . 1-2500  
T . . . . 1-2500  
WC . . . . 1001-3500





   
**HYN14RTE**  
M . . . . 1-2500  
T . . . . 1-2500  
WC . . . . 1001-3500



   
**HYN14RMH**  
M . . . . 1-2500  
T . . . . 1-2500  
WC . . . . 1001-3500

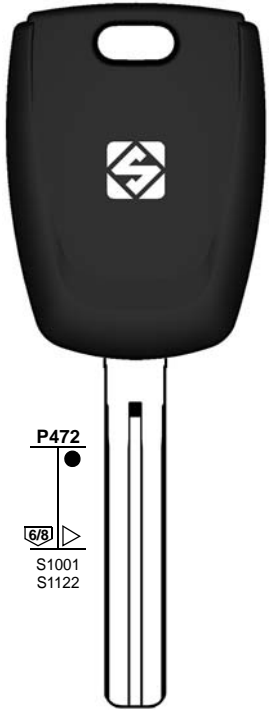


   
**HYN14RFH**  
M . . . . 1-2500  
T . . . . 1-2500  
WC . . . . 1001-3500



FOR:  
PER:

# KIA

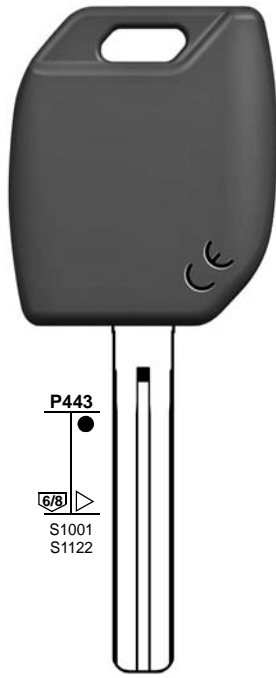


P472  
6/8  
S1001  
S1122



**TOY49TE**

K . . . . 0001-2500  
P . . . . 0001-2500

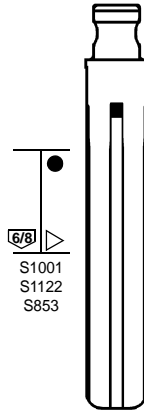


P443  
6/8  
S1001  
S1122



**TOY49MH**

K . . . . 0001-2500  
P . . . . 0001-2500

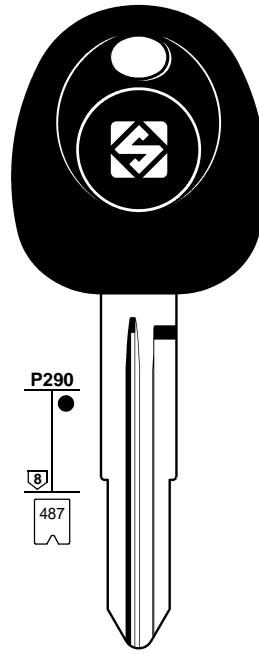


6/8  
S1001  
S1122  
S853



**TOY49FH**

K . . . . 0001-2500  
P . . . . 0001-2500  
L . . . . 0001-1000

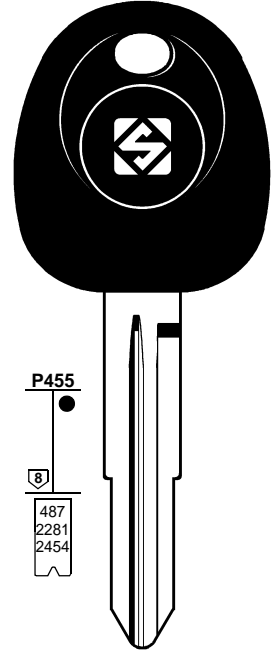


P290  
6/8  
487  
2281



**HYN6T14**

T . . . . 1-1000



P455  
6/8  
487  
2281  
2454

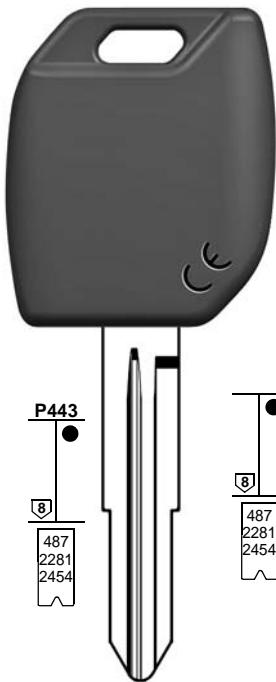


**HYN6TE**

A . . . . 1-1000  
R . . . . 1-1000  
T . . . . 1-1000  
V . . . . 1-1200

FOR:  
PER:

# KIA

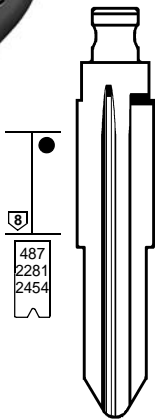


P443  
6/8  
487  
2281  
2454



**HYN6MH**

A . . . . 1-1000  
R . . . . 1-1000  
T . . . . 1-1000  
V . . . . 1-1200

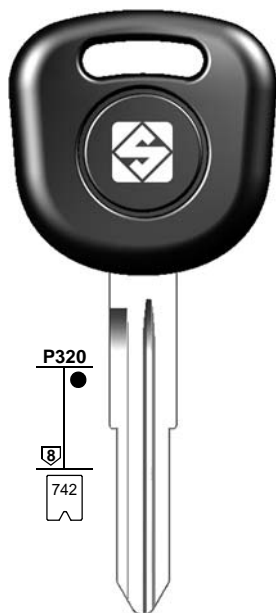


P320  
6/8  
742



**KIA3RT14**

Y . . . . 2001-3000



P463  
6/8  
742



**KIA3RTE**

Y . . . . 2001-3000

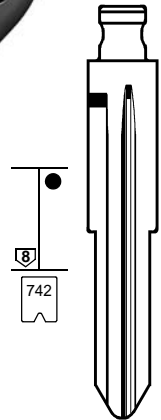


P443  
6/8  
742



**KIA3RMH**

Y . . . . 2001-3000



6/8  
742



**KIA3RFH**

Y . . . . 2001-3000



FOR:  
PER:

# KIA



P443

6/8

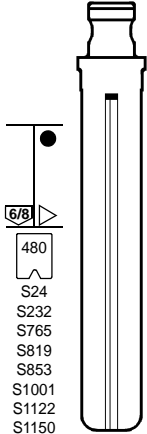
480

S24  
S232  
S765  
S819  
S853  
S1001  
S1122  
S1150  
S1356



**TOY40MH**

... 1-5000  
L ... 0001-1000  
G ... 0001-2500  
J ... 0001-2500  
K ... 0001-2500  
P ... 0001-2500  
... 30001-31200



6/8

480

S24  
S232  
S765  
S819  
S853  
S1001  
S1122  
S1150  
S1356



**TOY40FH**

... 1-5000  
L ... 0001-1000  
J ... 0001-2500



P472

6/8

S1001  
S1122



**TOY49TE**

K ... 0001-2500  
P ... 0001-2500



P443

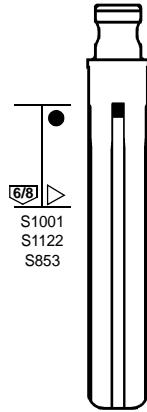
6/8

S1001  
S1122



**TOY49MH**

K ... 0001-2500  
P ... 0001-2500



6/8

S1001  
S1122  
S853



**TOY49FH**

FOR:  
PER:

# KIA



P320

8

742



**KIA3RT14**

Y ... 2001-3000



P463

8

742



**KIA3RTE**

Y ... 2001-3000



P443

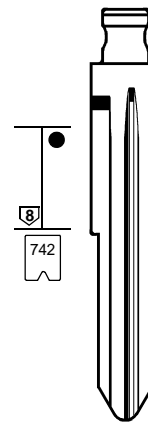
8

742



**KIA3RMH**

Y ... 2001-3000



8

742



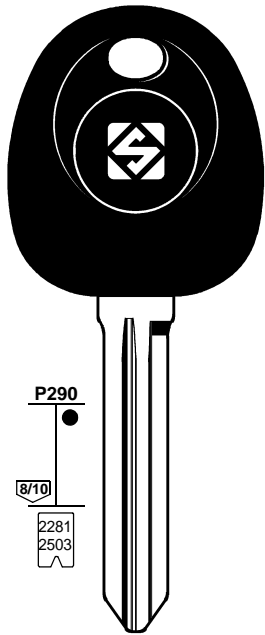
**KIA3RFH**

Y ... 2001-3000



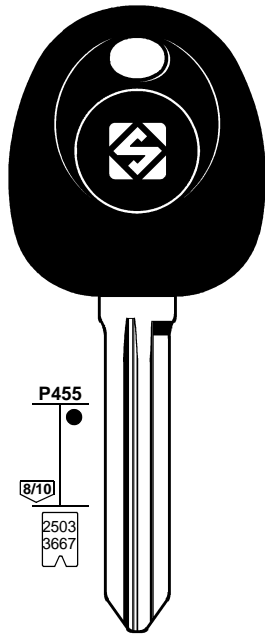
FOR:  
PER:

# KIA



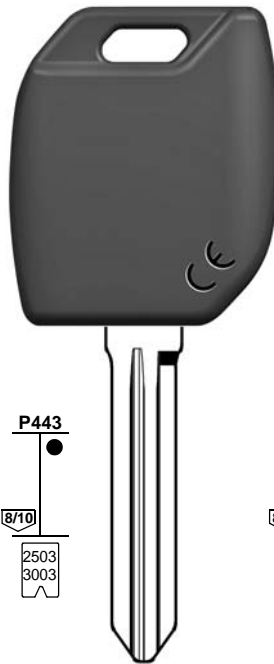
**HYN14T14**

H . . . . 0001-2500  
 M . . . . 0001-2500  
 P . . . . 0001-2500  
 T . . . . 0001-2500  
 V . . . . 1-2500



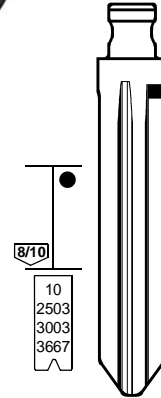
**HYN14TE**

H . . . . 0001-2500  
 M . . . . 0001-2500  
 P . . . . 0001-2500  
 T . . . . 0001-2500  
 V . . . . 1-2500



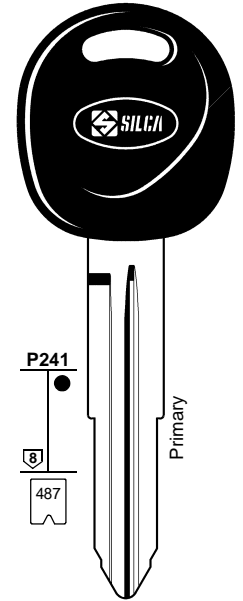
**HYN14MH**

H . . . . 0001-2500  
 M . . . . 0001-2500  
 P . . . . 0001-2500  
 T . . . . 0001-2500  
 V . . . . 0001-2500



**HYN14FH**

H . . . . 0001-2500  
 M . . . . 0001-2500  
 P . . . . 0001-2500  
 T . . . . 0001-2500  
 V . . . . 0001-2500

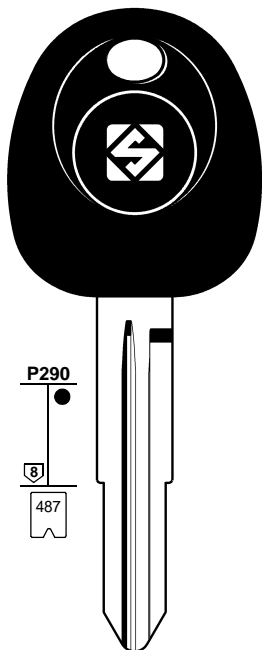


**HYN7RAP**

S . . . . 1-1000

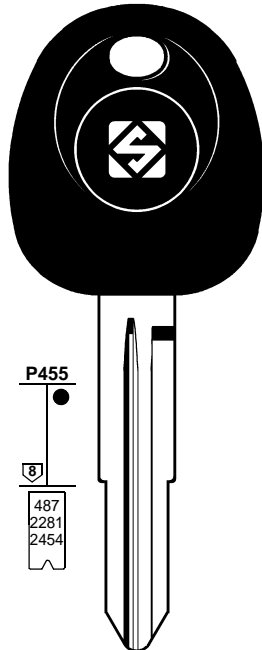
FOR:  
PER:

# KIA



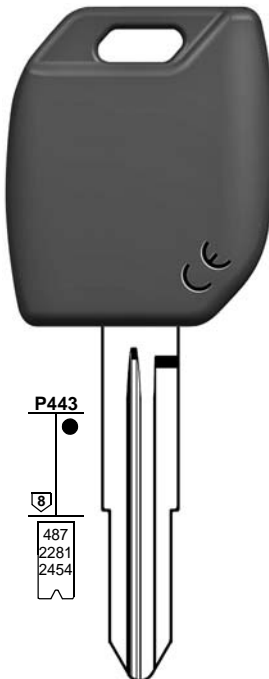
**HYN6T14**

T . . . . 1-1000



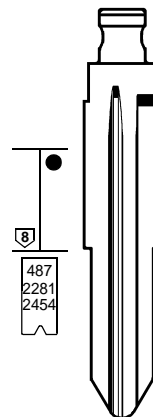
**HYN6TE**

A . . . . 1-1000  
 R . . . . 1-1000  
 T . . . . 1-1000  
 V . . . . 1-1200



**HYN6MH**

A . . . . 1-1000  
 R . . . . 1-1000  
 T . . . . 1-1000  
 V . . . . 1-1200



**HYN6FH**

A . . . . 1-1000  
 R . . . . 1-1000  
 T . . . . 1-1000  
 V . . . . 1-1200



**KIA7T14**

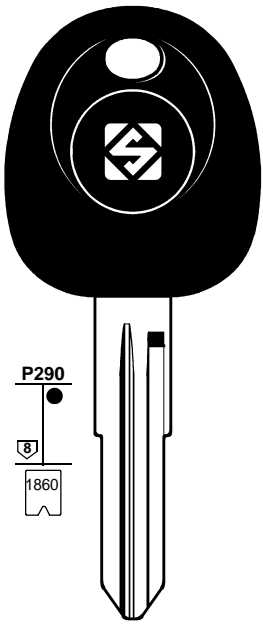
G . . . . 0001-2500  
 J . . . . 0001-2500  
 K . . . . 0001-2500  
 L . . . . 0001-1000  
 P . . . . 0001-2500



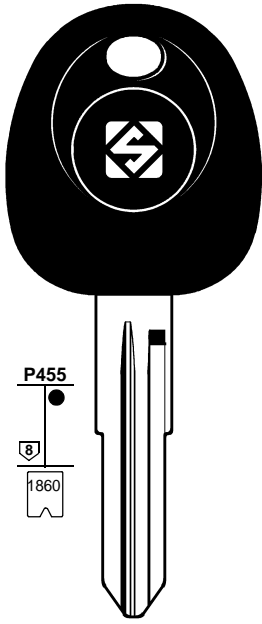


FOR:  
PER:

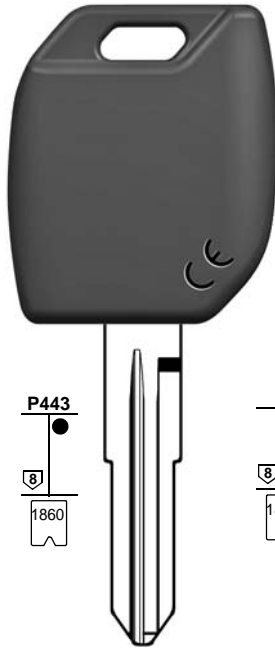
# KIA



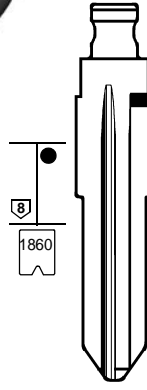
  
**HYN15T14**  
WA . . . . 1001-3040



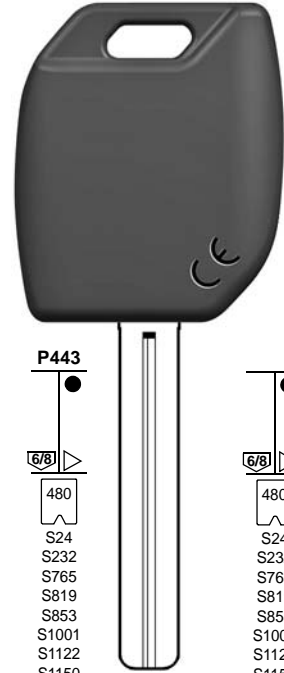
   
**HYN15TE**  
WA . . . . 1001-3040





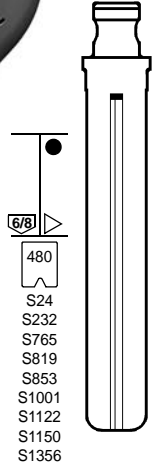
   
**HYN15MH**  
WA . . . . 1001-3040





   
**HYN15FH**  
WA . . . . 1001-3040



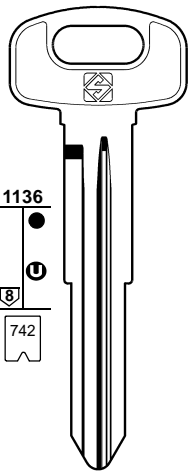
   
**TOY40MH**  
..... 1-5000  
L . . . . 0001-1000  
G . . . . 0001-2500  
J . . . . 0001-2500  
K . . . . 0001-2500  
P . . . . 0001-2500  
..... 30001-31200



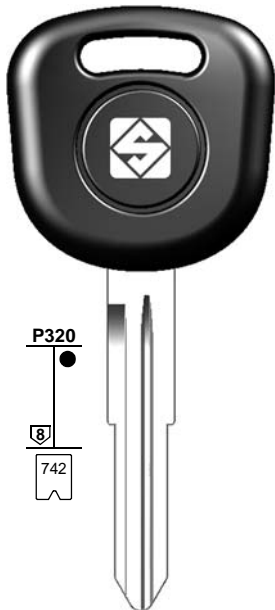
   
**TOY40FH**  
..... 1-5000  
L . . . . 0001-1000  
J . . . . 0001-2500

FOR:  
PER:

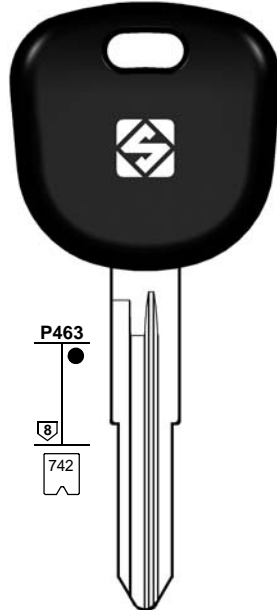
# KIA



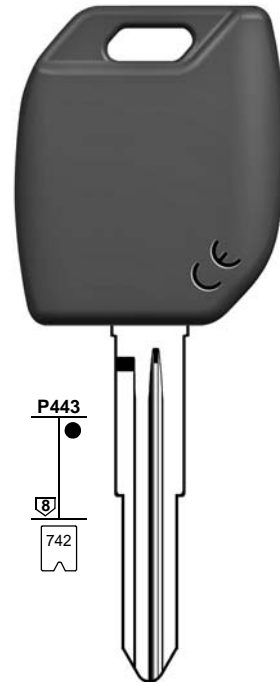
  
**KIA3R**  
Y . . . . 2001-3000



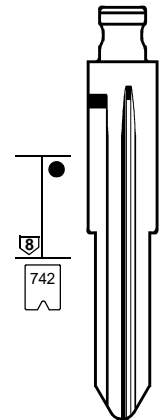
   
**KIA3RT16**  
Y . . . . 2001-3000



   
**KIA3RTE**  
Y . . . . 2001-3000



   
**KIA3RMH**  
Y . . . . 2001-3000

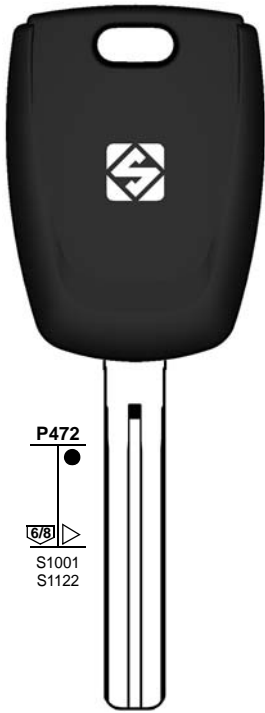


   
**KIA3RFH**  
Y . . . . 2001-3000



FOR:  
PER:

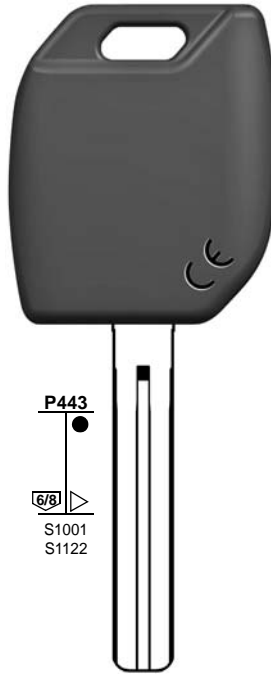
# KIA



P472  
●  
6/8  
S1001  
S1122



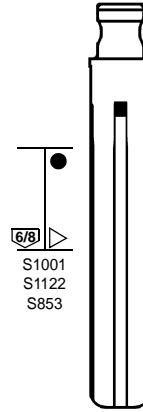
**TOY49TE**  
K . . . . 0001-2500  
P . . . . 0001-2500



P443  
●  
6/8  
S1001  
S1122



**TOY49MH**  
K . . . . 0001-2500  
P . . . . 0001-2500



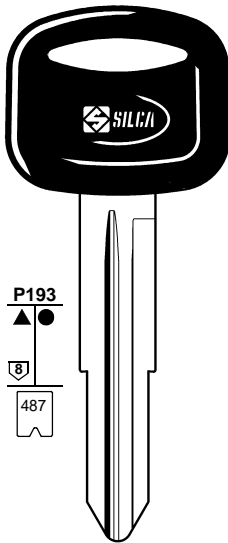
P472  
●  
6/8  
S1001  
S1122  
S853



**TOY49FH**  
K . . . . 0001-2500  
P . . . . 0001-2500  
L . . . . 0001-1000

FOR:  
PER:

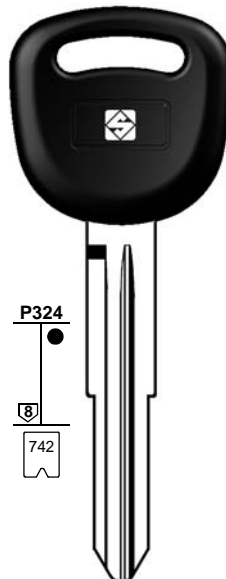
# KIA



P193  
●  
8  
487



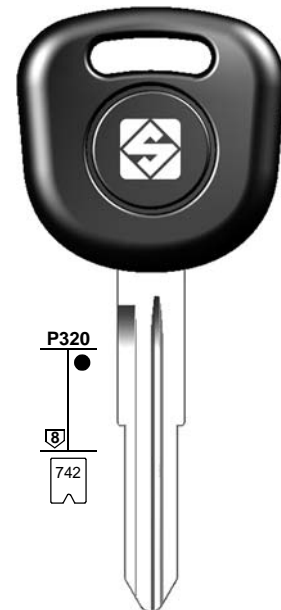
**HYN6P**  
T . . . . 1-1000



P324  
●  
8  
742



**KIA3RAP**  
Y . . . . 2001-3000



P320  
●  
8  
742



**KIA3RT16**  
Y . . . . 2001-3000



FOR:  
PER:

# KIA

**P443**  
6/8  
480  
S24  
S232  
S765  
S819  
S853  
S1001  
S1122  
S1150  
S1356

**P320**  
8  
742

**P463**  
8  
742

**P443**  
8  
742

**TOY40MH**  
MH KEY  
..... 1-5000  
L ..... 0001-1000  
G ..... 0001-2500  
J ..... 0001-2500  
K ..... 0001-2500  
P ..... 0001-2500  
..... 30001-31200

**TOY40FH**  
FH FLIP  
..... 1-5000  
L ..... 0001-1000  
J ..... 0001-2500

**KIA3RT14**  
Y ..... 2001-3000

**KIA3RTE**  
TE KEY  
Y ..... 2001-3000

**KIA3RMH**  
MH KEY  
Y ..... 2001-3000

**KIA3RFH**  
FH FLIP  
Y ..... 2001-3000

FOR:  
PER:

# KIA

**P290**  
8/10  
2281  
2503

**P455**  
8/10  
2503  
3667

**P443**  
8/10  
2503  
3003

**P322**  
6/8  
S819  
S853  
S1001  
S1122  
S1150

**HYN14RT14**  
MH KEY  
M ..... 1-2500  
T ..... 1-2500  
WC ..... 1001-3500

**HYN14RTE**  
TE KEY  
M ..... 1-2500  
T ..... 1-2500  
WC ..... 1001-3500

**HYN14RMH**  
MH KEY  
M ..... 1-2500  
T ..... 1-2500  
WC ..... 1001-3500

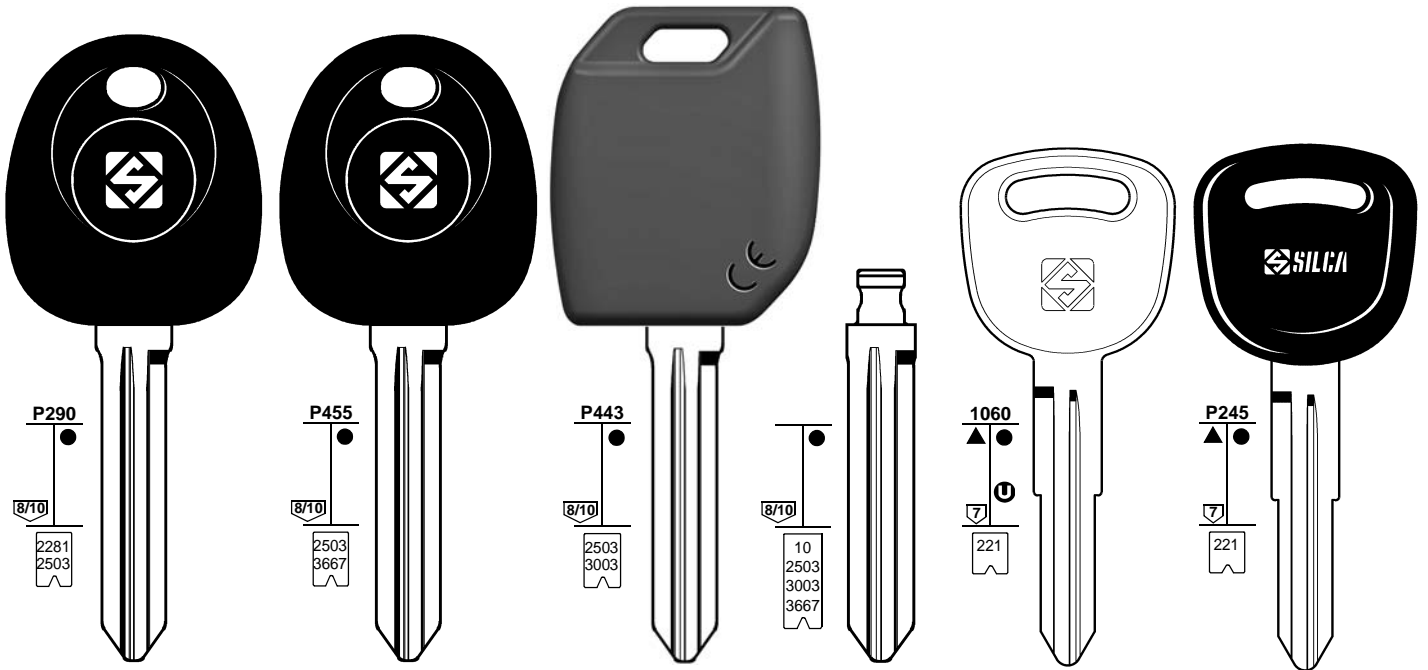
**HYN14RFH**  
FH FLIP  
M ..... 1-2500  
T ..... 1-2500  
WC ..... 1001-3500

**KIA7T14**  
MH KEY  
G ..... 0001-2500  
J ..... 0001-2500  
K ..... 0001-2500  
L ..... 0001-1000  
P ..... 0001-2500



FOR:  
PER:

# KIA



P290  
●  
8/10  
2281  
2503

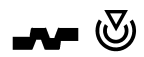
P455  
●  
8/10  
2503  
3667

P443  
●  
8/10  
2503  
3003

●  
8/10  
10  
2503  
3003  
3667

1060  
▲ ●  
7  
221

P245  
▲ ●  
7  
221



**HYN14T14**

H..... 0001-2500  
M..... 0001-2500  
P..... 0001-2500  
T..... 0001-2500  
V..... 1-2500



**HYN14TE**

H..... 0001-2500  
M..... 0001-2500  
P..... 0001-2500  
T..... 0001-2500  
V..... 1-2500



**HYN14MH**

H..... 0001-2500  
M..... 0001-2500  
P..... 0001-2500  
T..... 0001-2500  
V..... 0001-2500



**HYN14FH**

H..... 0001-2500  
M..... 0001-2500  
P..... 0001-2500  
T..... 0001-2500  
V..... 0001-2500



**KIA1R**

Y.....  
7001-8200



**KIA1RAP**

Y.....  
7001-8200

FOR:  
PER:

# KIA



1136  
●  
8  
742

P324  
●  
8  
742

P320  
●  
8  
742

P463  
●  
8  
742

P443  
●  
8  
742

●  
8  
742



**KIA3R**

Y..... 2001-3000



**KIA3RAP**

Y..... 2001-3000



**KIA3RT5**

Y..... 2001-3000



**KIA3RT16**

Y..... 2001-3000



**KIA3RTE**

Y..... 2001-3000



**KIA3RMH**

Y..... 2001-3000



**KIA3RFH**

Y..... 2001-3000



**KIA3RT14**

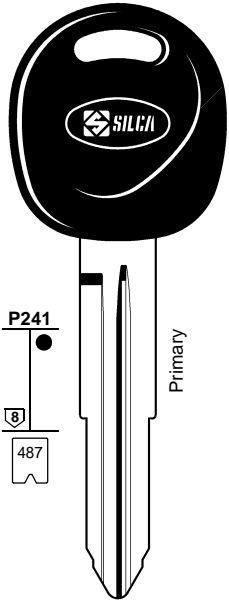
Y..... 2001-3000





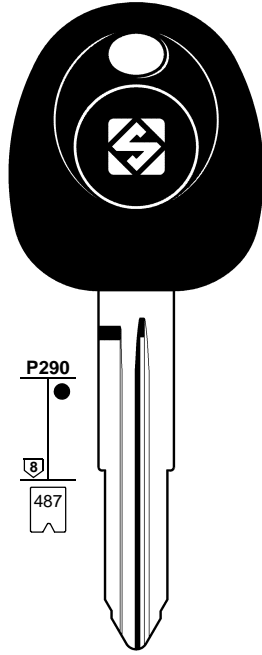
FOR:  
PER:

# KIA



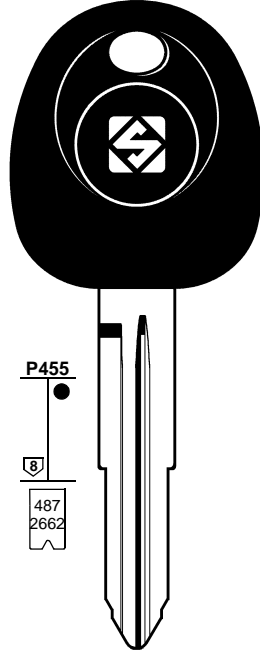
8  
487

**HYN7RAP**  
S . . . . 1-1000



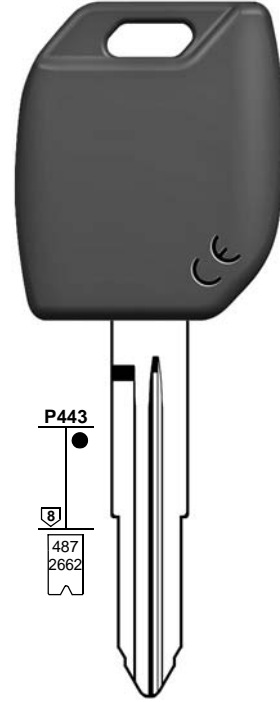
8  
487

**HYN7RT14**  
S . . . . 1-1000



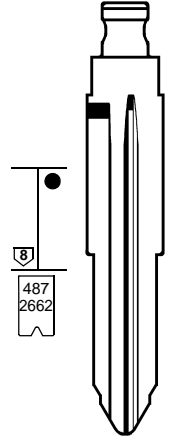
8  
487  
2662

**HYN7RTE**  
S . . . . 1-1000



8  
487  
2662

**HYN7RMH**  
S . . . . 1-1000

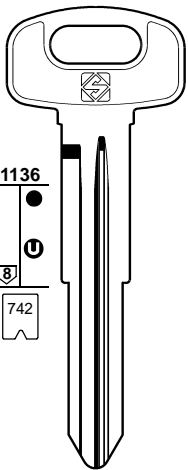


8  
487  
2662

**HYN7RFH**  
S . . . . 1-1000

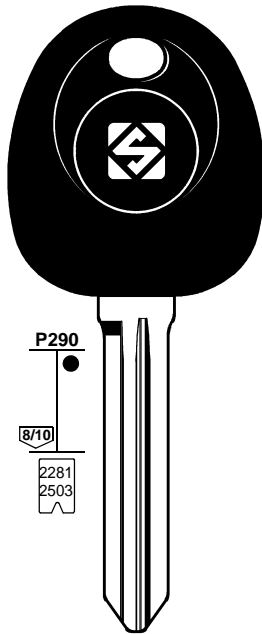
FOR:  
PER:

# KIA



8  
742

**KIA3R**  
Y . . . . 2001-3000



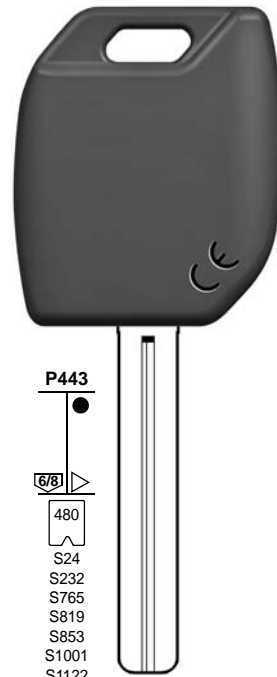
8/10  
2281  
2503

**HYN14RT14**  
M . . . . 1-2500  
T . . . . 1-2500  
WC . . . . 1001-3500



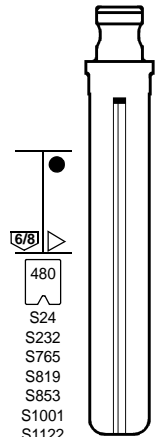
6/8  
S819  
S853  
S1001  
S1122  
S1150

**KIA7T14**  
G . . . . 0001-2500  
J . . . . 0001-2500  
K . . . . 0001-2500  
L . . . . 0001-1000  
P . . . . 0001-2500



6/8  
480  
S24  
S232  
S765  
S819  
S853  
S1001  
S1122  
S1150  
S1356

**TOY40MH**  
. . . . 1-5000  
L . . . . 0001-1000  
G . . . . 0001-2500  
J . . . . 0001-2500  
K . . . . 0001-2500  
P . . . . 0001-2500  
. . . . 30001-31200



6/8  
480  
S24  
S232  
S765  
S819  
S853  
S1001  
S1122  
S1150  
S1356

**TOY40FH**  
. . . . 1-5000  
L . . . . 0001-1000  
J . . . . 0001-2500



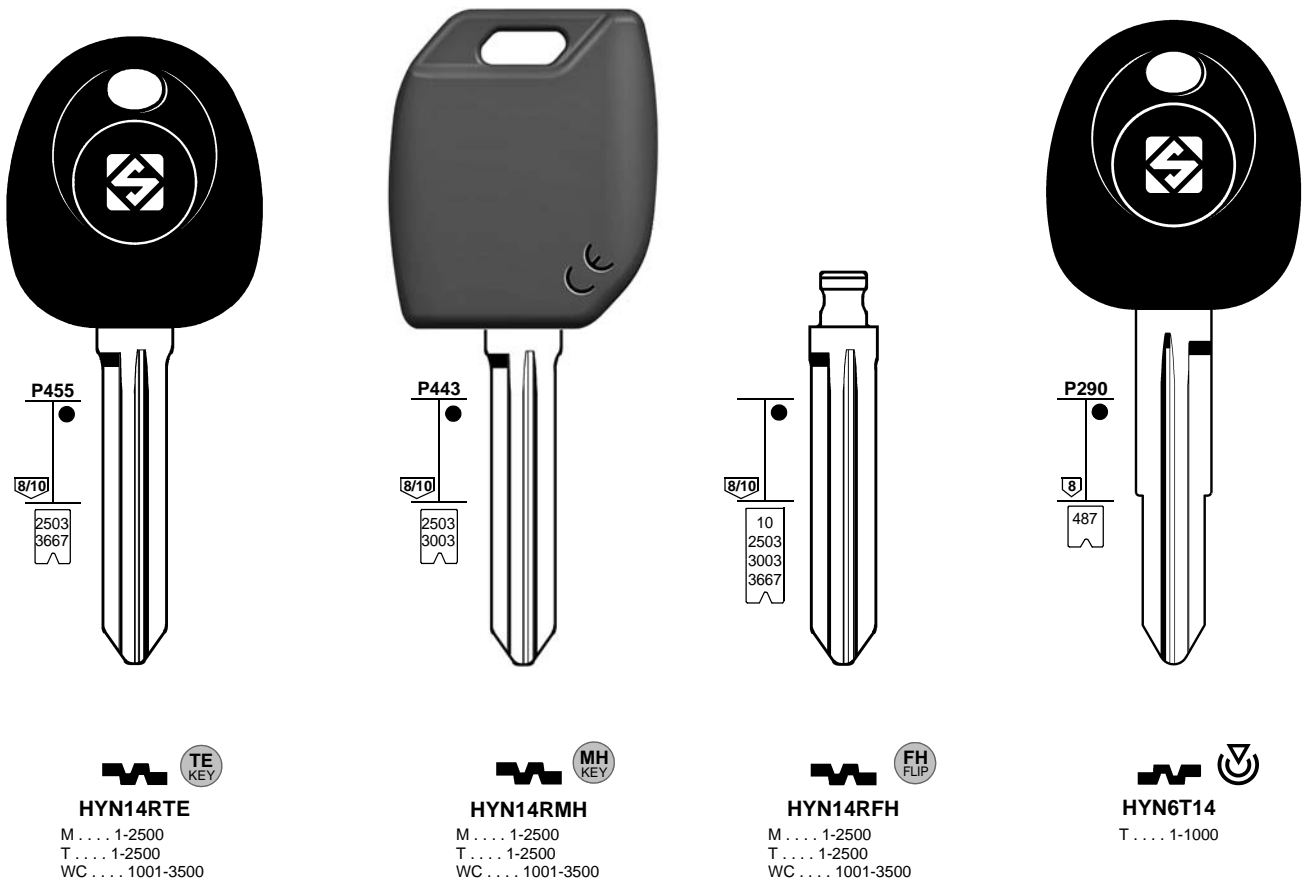
FOR:  
PER:

# KIA



FOR:  
PER:

# KIA





FOR:  
PER:

# KIA

<p><b>P455</b></p> <p>8</p> <p>487 2281 2454</p> <p><b>TE KEY</b></p> <p><b>HYN6TE</b> A ..... 1-1000 R ..... 1-1000 T ..... 1-1000 V ..... 1-1200</p>	<p><b>P443</b></p> <p>8</p> <p>487 2281 2454</p> <p><b>MH KEY</b></p> <p><b>HYN6MH</b> A ..... 1-1000 R ..... 1-1000 T ..... 1-1000 V ..... 1-1200</p>	<p><b>1136</b></p> <p>7</p> <p>221</p> <p><b>FH FLIP</b></p> <p><b>HYN6FH</b> A ..... 1-1000 R ..... 1-1000 T ..... 1-1000 V ..... 1-1200</p>	<p><b>1060</b></p> <p>8</p> <p>1860</p> <p><b>KIA2R</b> Y ..... 7001-8200</p>	<p><b>P443</b></p> <p>7</p> <p>S1214</p> <p><b>MH KEY</b></p> <p><b>KIA5</b> WA ..... 1001-3040</p>	<p><b>P443</b></p> <p>7</p> <p>S1214</p> <p><b>FH FLIP</b></p> <p><b>HUI34MH</b> ..... 00001-02300</p> <p><b>HUI34FH</b> ..... 00001-02300</p>
--	--	---	---	---	--

FOR:  
PER:

## KIA

## KUBOTA

## LADA

## LANCIA

<p><b>P472</b></p> <p>7</p> <p>S1214</p> <p><b>TE KEY</b></p> <p><b>HUI34TE</b> ..... 00001-02300</p>	<p><b>1623</b></p> <p>5</p> <p>3271</p> <p><b>KUB1R</b> ..... 1234</p> <p></p>	<p><b>1499</b></p> <p>5</p> <p>23 26</p> <p><b>NE20NP</b> ..... A/Z A/Z ..... A/Z ..... A/Z 1-2-3-5-7 ..... A/Z 0-4-6-8-9</p>	<p><b>P112</b></p> <p>8</p> <p>203</p> <p><b>LD6RP</b> LU ..... 1-1280</p>	<p><b>P259</b></p> <p>9</p> <p>258</p> <p><b>GT18RT5</b> W ..... 0001-9640</p> <p><b>GIOBERT - TRW SIPEA</b></p>
---	--	---	--	--



FOR:  
PER:

# LANCIA



**SIP16T2**  
.....  
(LA.....)  
1-17735

**SIP16FH**  
..... 1-17735  
LA..... 1-17735

**GT18RT5**  
W.....  
0001-9640

**HU83TE**  
..... 1-2000

**HU83T14**  
..... 1-2000

**HU83MH**  
..... 1-2000

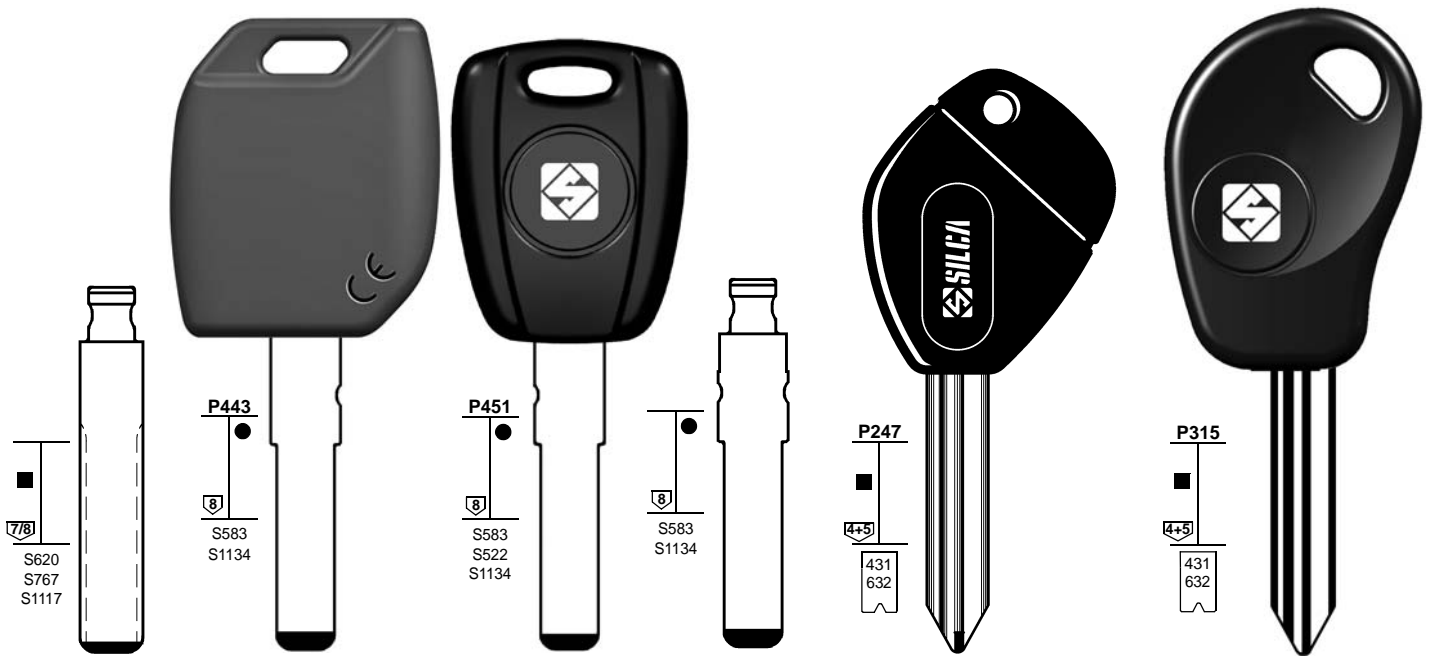
GIOBERT - TRW SIPEA

VALEO

VALEO

FOR:  
PER:

# LANCIA



**HU83FH**  
..... 1-2000

**SIP22MH**  
DE..... 1-11210

**SIP22TE**  
DE..... 1-11210

**SIP22FH**  
DE..... 1-11210

**SX9CP**  
.....  
0111111-628888  
..... H  
0111111-628888  
63/99 ..... 1-2-4-6-8  
63/99 ..... H 1-2-4-6-8
















**SX9T5**  
.....  
0111111-628888  
..... H  
0111111-628888  
63/99 ..... 1-2-4-6-8  
63/99 ..... H 1-2-4-6-8

VALEO

GIOBERT - TRW SIPEA

GIOBERT - TRW SIPEA



1	2	2a	3	3a	3b	e1+e2	6	42+71	72	43+44a	12	15	
						GTI COMPATIBLE		IGNITION 					
CAR MAKE MODEL	FROM	TO	SILCA REF.	SILCA REF.	SILCA REF.	COPY	GEN.	TRANSP. TYPE	FAST COPY PLUS RW4 PLUS FAST COPY/RW4	FAST COPY PLUS RW4 PLUS	FAST COPY RW4	STP	
													

For more info on the uses of car keys, refer to the Silca Electronic Keys Catalogue:

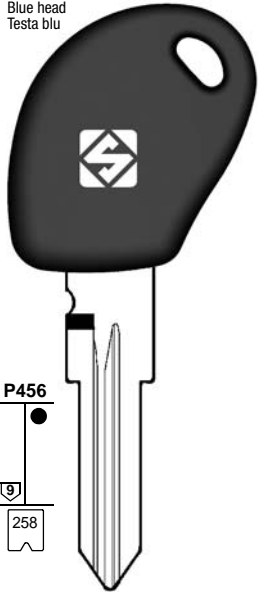


LANCIA													
DELTA	2008		SIP22MH	SIP22TE	SIP22FH	Y		PH / CR2	46	Y	P-BOX		
K	1995	2001	SIP16T2		SIP16FH			PH	33	Y	Y	B-F	S1
K coupè	1997	2001	SIP16T2		SIP16FH			PH	33	Y	Y	B-F	S1
LYBRA	1999	2006						MEG / CR	48				
MUSA	2004	2009						MEG / CR	48				
MUSA	2009							PH / CR2	46				
MUSA	2009		SIP22MH	SIP22TE	SIP22FH	Y		PH / CR2	46	Y	P-BOX		
PHEDRA	2002	2011	HU83T14					PH / CR2	46				
PHEDRA	2002	2011	HU83MH	HU83TE	HU83FH	Y	Y	PH / CR2	46	Y	P-BOX		
THEESIS	2002	2009						MEG / CR	48				
Y	1995	2003	GT18RT5					TEMIC	11	Y	Y	T-F	S1
YPSILON	2003	2011						MEG / CR	48				
YPSILON	2011							PH / CR2	46				
YPSILON	2011		SIP22MH	SIP22TE	SIP22FH	Y		PH / CR2	46	Y	P-BOX		
Z 2000	1994	1997	SX9CP										
Z 2000	1998	2001	SX9T5					PH	33	Y	Y	B-F?	S1

FOR:  
PER:

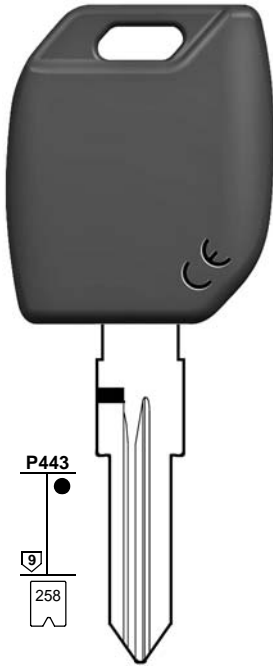
# LANCIA

Blue head  
Testa blu



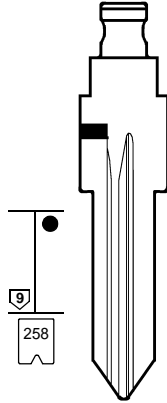
P456  
258

**TE**  
KEY  
**GT15RBTE**  
W . . . .  
0001-9640



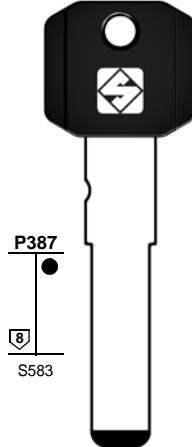
P443  
258

**MH**  
KEY  
**GT15RMH**  
W . . . .  
0001-9640



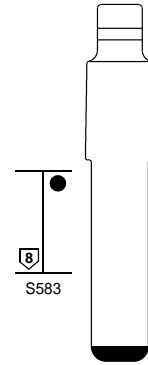
258

**FH**  
FLIP  
**GT15RFH**  
W . . . .  
0001-9640



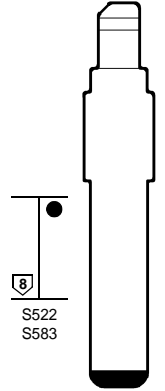
P387  
S583

**SIP22KP**  
DE . . . .  
1-11210



S583

**SIP18T**  
DE . . . .  
1-11210



S522  
S583

**SIP29T**  
DE . . . .  
1-11210

GIOBERT - TRW SIPEA

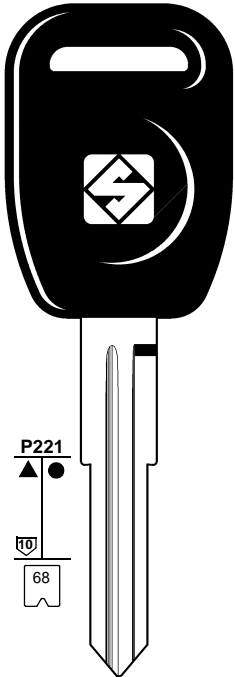
GIOBERT - TRW SIPEA

GIOBERT - TRW SIPEA

GIOBERT - TRW SIPEA

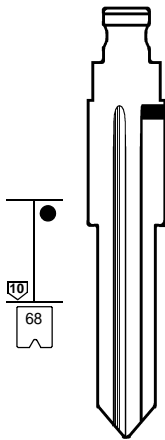
FOR:  
PER:

# LAND ROVER



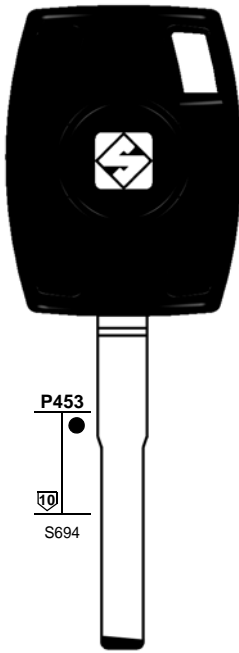
P221  
68

**NE75EP**  
L . . . . 8001-10000



68

**FH**  
FLIP  
**NE75FH**  
L . . . . 8001-10000



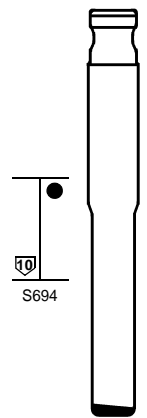
P453  
S694

**TE**  
KEY  
**HU101TE**  
. . . . 1-4000



P443  
S694

**MH**  
KEY  
**HU101MH**  
. . . . 1-4000



S694

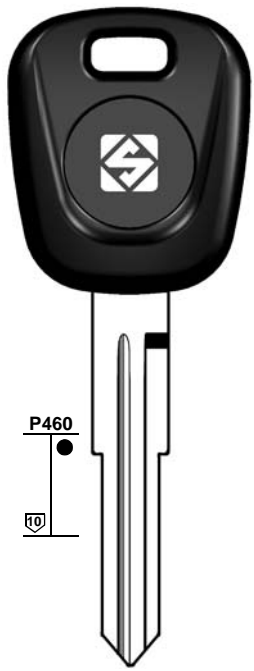
**FH**  
FLIP  
**HU101FH**  
. . . . 1-4000

NEIMAN



FOR:  
PER:

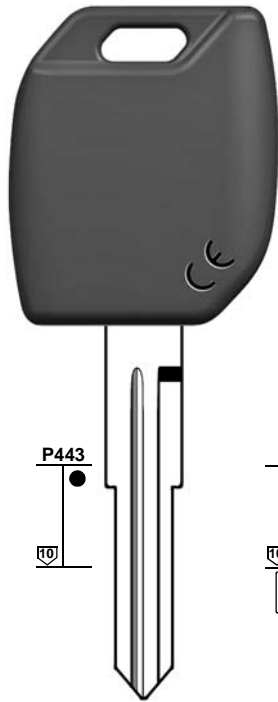
# LAND ROVER



TE  
KEY

NE75TE

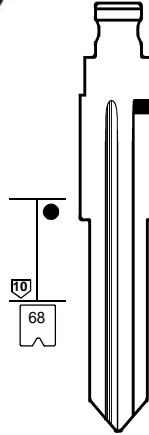
NEIMAN



MH  
KEY

NE75MH

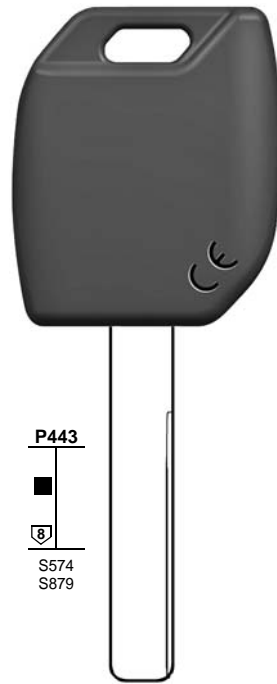
NEIMAN



FH  
FLIP

NE75FH

L . . . . . 8001-10000

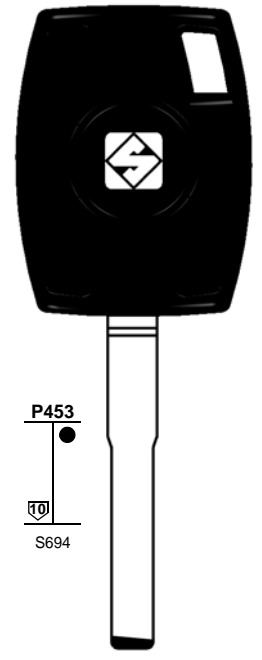


MH  
KEY

HU92RMH

. . . . . 1-8100

HUF - WITTE



TE  
KEY

HU101TE

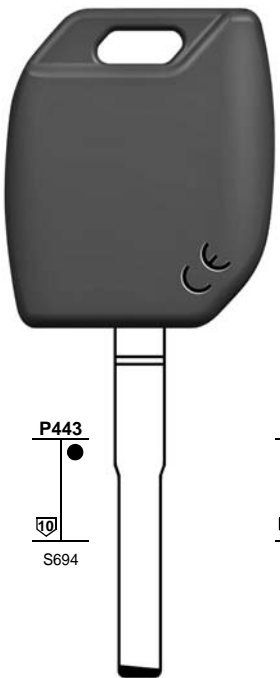
. . . . . 1-4000

HUF

FOR:  
PER:

# LAND ROVER

# LDV

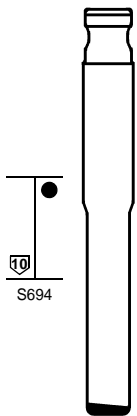


MH  
KEY

HU101MH

. . . . . 1-4000

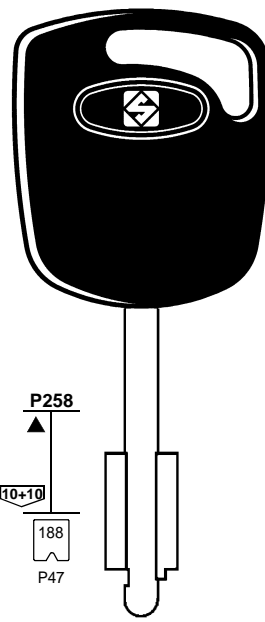
HUF



FH  
FLIP

HU101FH

. . . . . 1-4000

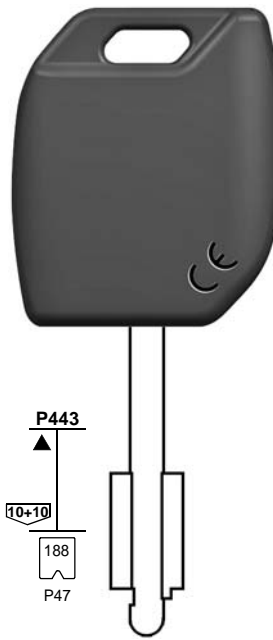


TE  
KEY

FO19TE

C . . . . . 1-2-3-4-5

CHUBB

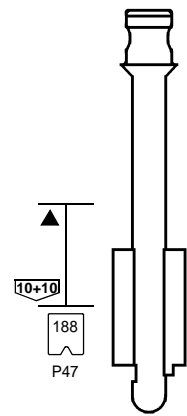


MH  
KEY

FO19MH

C . . . . . 1-2-3-4-5

CHUBB



FH  
FLIP

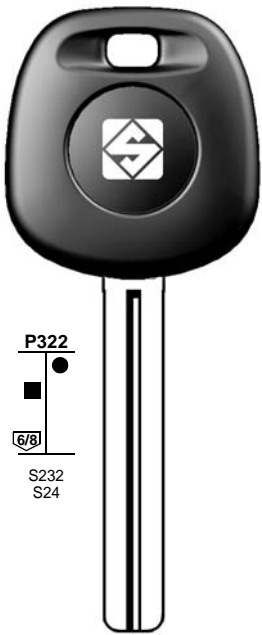
FO19FH

C . . . . . 12345



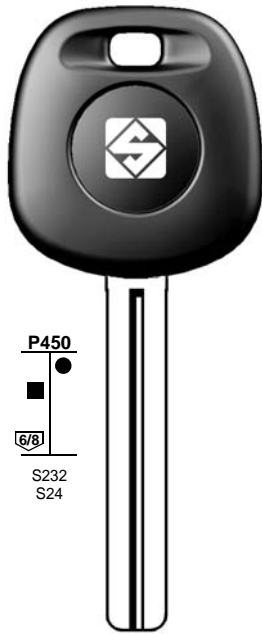
FOR:  
PER:

# LEXUS



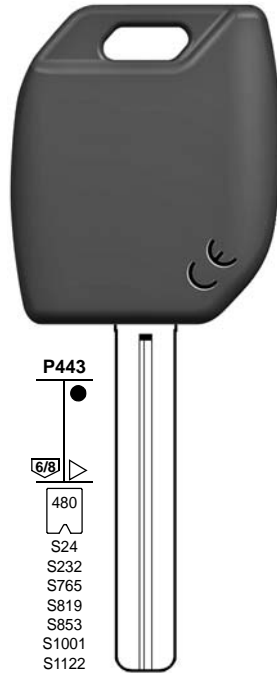
P322  
S232  
S24

  
**TOY40BT4**  
..... 1-5000





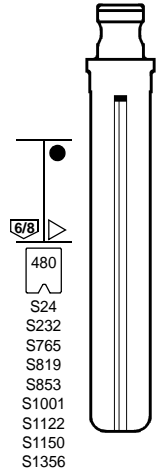
P450  
S232  
S24

   
**TOY40BTE**  
..... 1-5000





P443  
480  
S24  
S232  
S765  
S819  
S853  
S1001  
S1122  
S1150  
S1356

   
**TOY40MH**  
..... 1-5000  
L ..... 0001-1000  
G ..... 0001-2500  
J ..... 0001-2500  
K ..... 0001-2500  
P ..... 0001-2500  
..... 30001-31200



480  
S24  
S232  
S765  
S819  
S853  
S1001  
S1122  
S1150  
S1356

   
**TOY40FH**  
..... 1-5000  
L ..... 0001-1000  
J ..... 0001-2500

FOR:  
PER:

# LEXUS



P322  
S397  
S855

  
**TOY48BT4**  
..... 40000-49999





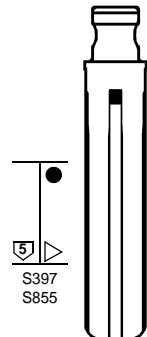
P322  
S397  
S855

   
**TOY48BTE**  
..... 40000-49999



P443  
S397  
S855

   
**TOY48MH**  
..... 40000-49999



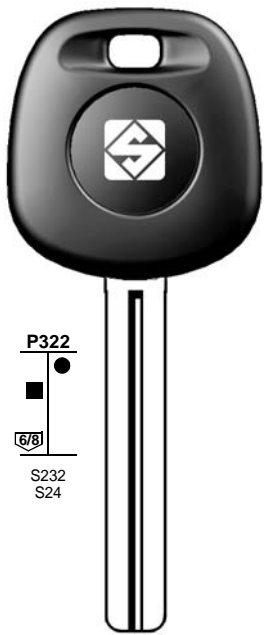
S397  
S855

   
**TOY48FH**  
..... 40000-49999

1	2	2a	3	3a	3b	e1+e2		6	42+71	72	43+44a	12	15
						GTI COMPATIBLE		IGNITION					
CAR MAKE MODEL	FROM	TO	SILCA REF.	SILCA REF.	SILCA REF.	COPY	GEN.	TRANSP. TYPE	FAST COPY PLUS RW4 PLUS FAST COPY/RW4	FAST COPY PLUS RW4 PLUS	FAST COPY RW4	STP	
For more info on the uses of car keys, refer to the Silca Electronic Keys Catalogue:													
<b>LEXUS</b>													
ALTEZZA [J]	1999		TOY48BT4					TEXAS	4C				E
ALTEZZA [J]	1999		TOY48MH	TOY48BTE	TOY48FH	Y	Y	TEXAS	4C	Y	P-BOX		
CELSIOR [J]	1997		TOY40BT4					TEXAS	4C				E
CELSIOR [J]	1997		TOY40MH	TOY40BTE	TOY40FH	Y	Y	TEXAS	4C	Y	P-BOX		
CT200H	2011		SMARTKEY					TEX / CR	XX				
ES300	1998	2001	TOY40BT4					TEXAS	4C				E
ES300	1998	2001	TOY40MH	TOY40BTE	TOY40FH	Y	Y	TEXAS	4C	Y	P-BOX		
ES300	2002	2003	TOY48BT4					TEXAS	4C				I
ES300	2002	2003	TOY48MH	TOY48BTE	TOY48FH	Y	Y	TEXAS	4C	Y	P-BOX		
ES330	2004	2007						TEX / CR	68				
ES330	2004	2007	TOY48MH	TOY48BTE	TOY48FH	Y		TEX / CR	68	Y	P-BOX		
ES350	2007							TEX / CR	68				
GS/LS/LX	1998		TOY48BT4					TEXAS	4C				E
GS/LS/LX	1998		TOY48MH	TOY48BTE	TOY48FH	Y	Y	TEXAS	4C	Y	P-BOX		
GS300	1998	2001	TOY48BT4					TEXAS	4C				E
GS300	1998	2005	TOY48MH	TOY48BTE	TOY48FH	Y	Y	TEXAS	4C	Y	P-BOX		
GS300	2002	2005	TOY48BT4					TEXAS	4C				I
GS300	2005	2007						TEX / CR	68				I
GS300	2005	2007	TOY48MH	TOY48BTE	TOY48FH	Y		TEX / CR	68	Y	P-BOX		
GS300/400 [J]	1998		TOY48BT4					TEXAS	4C				E
GS300/400 [J]	1998		TOY48MH	TOY48BTE	TOY48FH	Y	Y	TEXAS	4C	Y	P-BOX		
GS350	2007							TEX / CR	68				
GS400	1998	2001	TOY48BT4					TEXAS	4C				E
GS400	1998	2001	TOY48MH	TOY48BTE	TOY48FH	Y	Y	TEXAS	4C	Y	P-BOX		
GS430	2001	2005	TOY48BT4					TEXAS	4C				I
GS430	2001	2005	TOY48MH	TOY48BTE	TOY48FH	Y	Y	TEXAS	4C	Y	P-BOX		
GS430	2005	2007						TEX / CR	68				
GS430	2005	2007	TOY48MH	TOY48BTE	TOY48FH	Y		TEX / CR	68	Y	P-BOX		
GS450h	2007							TEX / CR	68				
GS460	2007							TEX / CR	68				
GX470	2003	2007						TEX / CR	68				
GX470	2003	2007	TOY48MH	TOY48BTE	TOY48FH	Y		TEX / CR	68	Y	P-BOX		
HS250H	2010		SMARTKEY					TEX / CR	XX				
IS200	1999	2005	TOY48BT4					TEXAS	4C				E
IS200	1999	2005	TOY48MH	TOY48BTE	TOY48FH	Y	Y	TEXAS	4C	Y	P-BOX		
IS220d	2005		SMARTKEY					TEX / CR	68				
IS250	2005		SMARTKEY					TEX / CR	68				
IS300	2001	2005	TOY48BT4					TEXAS	4C				E
IS300	2001	2005	TOY48MH	TOY48BTE	TOY48FH	Y	Y	TEXAS	4C	Y	P-BOX		
IS300	2002	2003	TOY48BT4					TEXAS	4C				I
IS300	2005		SMARTKEY					TEX / CR	68				
IS350	2005		SMARTKEY					TEX / CR	68				
LAND CRUISER [J]	1999		TOY40BT4					TEXAS	4C				E
LAND CRUISER [J]	1999		TOY40MH	TOY40BTE	TOY40FH	Y	Y	TEXAS	4C	Y	P-BOX		
LS200	1999		TOY48BT4					TEXAS	4C				E
LS200	1999		TOY48MH	TOY48BTE	TOY48FH	Y	Y	TEXAS	4C	Y	P-BOX		

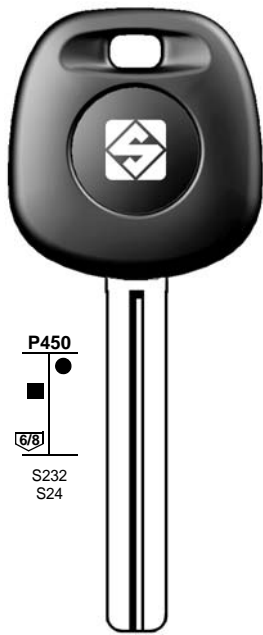
FOR:  
PER:

# LEXUS



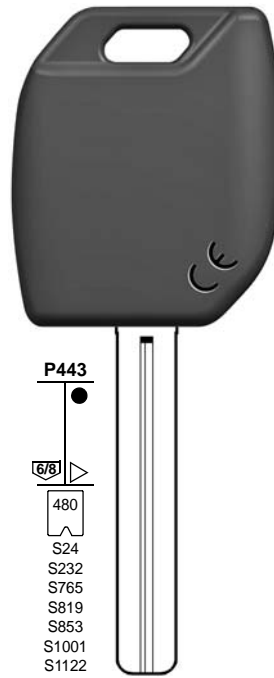
**P322**  
■ ●  
6/8  
S232  
S24

   
**TOY40BT4**  
..... 1-5000




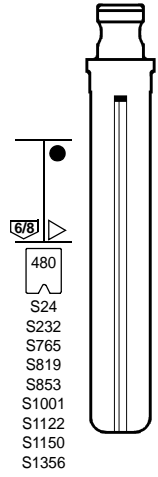
**P450**  
■ ●  
6/8  
S232  
S24

   
**TOY40BTE**  
..... 1-5000





**P443**  
●  
6/8  
480  
S24  
S232  
S765  
S819  
S853  
S1001  
S1122  
S1150  
S1356

   
**TOY40MH**  
..... 1-5000  
L ..... 0001-1000  
G ..... 0001-2500  
J ..... 0001-2500  
K ..... 0001-2500  
P ..... 0001-2500  
..... 30001-31200



●  
6/8  
480  
S24  
S232  
S765  
S819  
S853  
S1001  
S1122  
S1150  
S1356

   
**TOY40FH**  
..... 1-5000  
L ..... 0001-1000  
J ..... 0001-2500

FOR:  
PER:

# LEXUS

# LIGIER (MICROCARS)



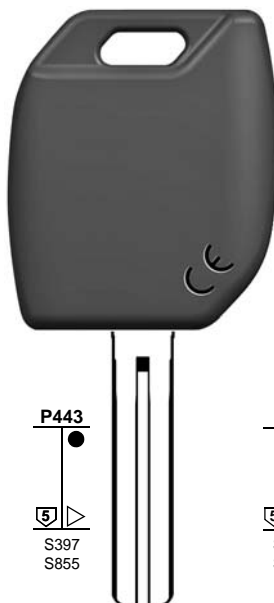
**P322**  
■  
5  
S397  
S855

   
**TOY48BT4**  
..... 40000-49999





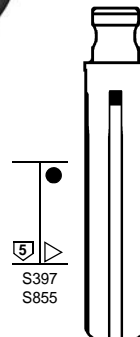
**P450**  
■  
5  
S397  
S855

   
**TOY48BTE**  
..... 40000-49999





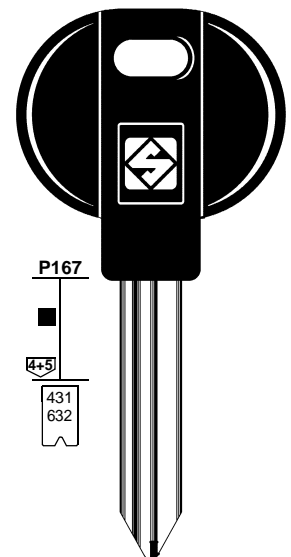
**P443**  
●  
5  
S397  
S855

   
**TOY48MH**  
..... 40000-49999




●  
5  
S397  
S855

















   
**TOY48FH**  
..... 40000-49999



**P167**  
■  
4+5  
431  
632

  
**SX9AP**  
63/99 ..... H 12468  
63/99 ..... 12468  
..... H 0111111-6288888  
..... 0111111-6288888



1	2	2a	3	3a	3b	e1+e2		6	42+71	72	43+44a	12	15
						GTI COMPATIBLE		IGNITION 					
CAR MAKE MODEL	FROM	TO	SILCA REF.	SILCA REF.	SILCA REF.	COPY	GEN.	TRANSP. TYPE	FAST COPY PLUS RW4 PLUS FAST COPY/RW4	FAST COPY PLUS RW4 PLUS	FAST COPY RW4	STP	
													
For more info on the uses of car keys, refer to the Silca Electronic Keys Catalogue: 													
<b>LEXUS</b>													
LS400	1997	2000	TOY40BT4					TEXAS	4C				E
LS400	1997	2000	TOY40MH	TOY40BTE	TOY40FH	Y	Y	TEXAS	4C	Y	P-BOX		
LS400	1999	2001	TOY48BT4					TEXAS	4C				E
LS400	1999	2003	TOY48MH	TOY48BTE	TOY48FH	Y	Y	TEXAS	4C	Y	P-BOX		
LS400	2002	2003	TOY48BT4					TEXAS	4C				I
LS430	2001	2006						TEX / CR	68				
LS430	2001	2006	TOY48MH	TOY48BTE	TOY48FH	Y		TEX / CR	68	Y	P-BOX		
LS430	2004	2006	SMARTKEY					TEX / CR	68				
LS460	2007		SMARTKEY					TEX / CR	68				
LS600	2010		SMARTKEY					TEX / CR	XX				
LX450	1998		TOY40BT4					TEXAS	4C				E
LX450	1998		TOY40MH	TOY40BTE	TOY40FH	Y	Y	TEXAS	4C	Y	P-BOX		
LX470	1999	2000	TOY40BT4					TEXAS	4C				E
LX470	1999	2000	TOY40MH	TOY40BTE	TOY40FH	Y	Y	TEXAS	4C	Y	P-BOX		
LX470	2001	2002	TOY48BT4					TEXAS	4C				
LX470	2001	2002	TOY48MH	TOY48BTE	TOY48FH	Y	Y	TEXAS	4C	Y	P-BOX		
LX470	2003	2008						TEX / CR	68				
LX470	2003	2008	TOY48MH	TOY48BTE	TOY48FH	Y		TEX / CR	68	Y	P-BOX		
LX570	2008		SMARTKEY					TEX / CR	68				
RX300	1999	2001	TOY48BT4					TEXAS	4C				E
RX300	1999	2003	TOY48MH	TOY48BTE	TOY48FH	Y	Y	TEXAS	4C	Y	P-BOX		
RX300	2002	2003	TOY48BT4					TEXAS	4C				I
RX330	2004	2009						TEX / CR	68				E
RX330	2004	2009	TOY48MH	TOY48BTE	TOY48FH	Y		TEX / CR	68	Y	P-BOX		
RX350	2004	2011						TEX / CR	68				
RX350	2004	2011	TOY48MH	TOY48BTE	TOY48FH	Y		TEX / CR	68	Y	P-BOX		
RX350	2010		SMARTKEY					TEX / CR	XX				
RX400h	2005	2009						TEX / CR	68				
RX400h	2005	2009	TOY48MH	TOY48BTE	TOY48FH	Y		TEX / CR	68	Y	P-BOX		
RX400h	2010		SMARTKEY					TEX / CR	XX				
RX450h	2010							TEX / CR	68				
RX450h	2010		TOY48MH	TOY48BTE	TOY48FH	Y		TEX / CR	68	Y	P-BOX		
RX450h	2011		SMARTKEY					TEX / CR	XX				
SC300/400	1998	2001	TOY40BT4					TEXAS	4C				E
SC300/400	1998	2003	TOY40MH	TOY40BTE	TOY40FH	Y	Y	TEXAS	4C	Y	P-BOX		
SC300/400	2002	2003	TOY40BT4					TEXAS	4C				I
SC430	2002	2010						TEX / CR	68				
SC430	2002	2010	TOY48MH	TOY48BTE	TOY48FH	Y		TEX / CR	68	Y	P-BOX		
<b>LIGIER (MICROCARS)</b>													
IXO	2010		SX9AP										
JS			SX9AP										
NOVA	1999	2004	SX9AP										
OPTIMAX	2010		SX9AP										
X-T00	2006	2012	SX9AP										

FOR:  
PER:

# LINCOLN



P273



.... X  
0001-1706



FO38RTE



FO38RT3



FO38RT17

STRATTEC



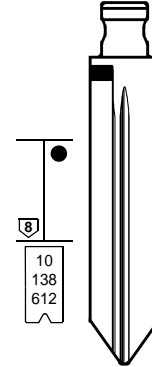
P443



FO38RMH

.... X  
0001-1706

STRATTEC



FO38RFH

... A ... 101-381.501-579  
... B ... 101-410.501-602  
... C ... 101-404.501-624  
... D ... 101-340.501-602  
... E ... 101-304.501-579  
... X 1-1706

FOR:  
PER:

# LINCOLN



P442



H72-EK3  
.... X  
1-1706

STRATTEC



P336



Vallet  
for FO38RT3



H82-PT  
.... X  
0001-1706

STRATTEC



















P336



Master

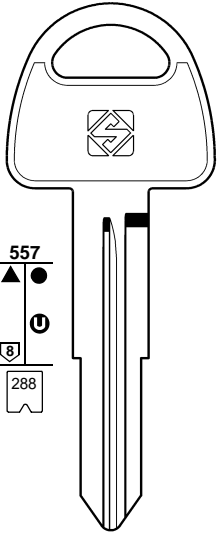


H74-PT  
.... X  
0001-1706

1	2	2a	3	3a	3b	e1+e2		6	42+71	72	43+44a	12	15
						GTI COMPATIBLE		IGNITION 					
CAR MAKE MODEL	FROM	TO	SILCA REF.	SILCA REF.	SILCA REF.	COPY	GEN.	TRANSP. TYPE	FAST COPY PLUS RW4 PLUS FAST COPY/RW4	FAST COPY PLUS RW4 PLUS	FAST COPY RW4	STP	
													
For more info on the uses of car keys, refer to the Silca Electronic Keys Catalogue: 													
<b>LINCOLN</b>													
AVIATOR	2003	2007	FO38RT17					TEX / CR	63				C
AVIATOR	2003	2007	FO38RMH	FO38RTE	FO38RFH	Y	Y	TEX / CR	63	Y	P-BOX		
BLACKWOOD	2002	2003	FO38RT3					TEXAS	4C				C
BLACKWOOD	2002	2003	H82-PT					TEXAS	4C				C
BLACKWOOD	2002	2003	H72-EK3					TEXAS	4C	Y	Y		
BLACKWOOD	2002	2003	FO38RMH	FO38RTE	FO38RFH	Y	Y	TEXAS	4C	Y	P-BOX		
CLS	2001												
CONTINENTAL	1998	2002	FO38RT3					TEXAS	4C				C
CONTINENTAL	1998	2002	H82-PT					TEXAS	4C				C
CONTINENTAL	1998	2002	FO38RMH	FO38RTE	FO38RFH	Y	Y	TEXAS	4C	Y	P-BOX		
CONTINENTAL	1998	2002	H72-EK3					TEXAS	4C	Y	Y		
CONTINENTAL	2002	2004	FO38RT17					TEX / CR	63				C
CONTINENTAL	2002	2004	FO38RMH	FO38RTE	FO38RFH	Y	Y	TEX / CR	63	Y	P-BOX		
LHS	1998		FO38RT3					TEXAS	4C				C
LHS	1998		FO38RMH	FO38RTE	FO38RFH	Y	Y	TEXAS	4C	Y	P-BOX		
LS	2000	2006	H74-PT					TEX / CR	60				C
LS	2000	2006	FO38RMH	FO38RTE	FO38RFH	Y	Y	TEX / CR	60	Y	P-BOX		
LS	2003	2006	FO38RT17					TEX / CR	63				C
LS	2003	2006	FO38RMH	FO38RTE	FO38RFH	Y	Y	TEX / CR	63	Y	P-BOX		
MARK LT	2005	2009	FO38RT17					TEX / CR	63				C
MARK LT	2005	2009	FO38RMH	FO38RTE	FO38RFH	Y	Y	TEX / CR	63	Y	P-BOX		
MARK LT	2011							TEX / CR	63				
MARK VIII	1997	1998						MOTOROLA					
MKS	2009							TEX / CR	63				
MKT	2010		SMARTKEY					TEX / CR	63				
MKX	2007	2010	FO38RT17					TEX / CR	63				C
MKX	2007	2010	FO38RMH	FO38RTE	FO38RFH	Y	Y	TEX / CR	63	Y	P-BOX		
MKX	2011		SMARTKEY					TEX / CR	63				
MKX	2011							TEX / MA	6E				
MKZ	2006	2011	FO38RT17					TEX / CR	63				C
MKZ	2006	2011	FO38RMH	FO38RTE	FO38RFH	Y	Y	TEX / CR	63	Y	P-BOX		
MKZ	2011							TEX / MA	6E				
NAVIGATOR	1997	1998	FO38RT3					TEXAS	4C				C
NAVIGATOR	1997	2002	FO38RMH	FO38RTE	FO38RFH	Y	Y	TEXAS	4C	Y	P-BOX		
NAVIGATOR	1997	2002	H72-EK3					TEXAS	4C	Y	Y		
NAVIGATOR	1999	2002	FO38RT3					TEXAS	4C				C
NAVIGATOR	2002	2004	FO38RT17					TEX / CR	63				C
NAVIGATOR	2002	2008	FO38RMH	FO38RTE	FO38RFH	Y	Y	TEX / CR	63	Y	P-BOX		
NAVIGATOR	2005	2008	FO38RT17					TEX / CR	63				C
NAVIGATOR	2009							TEX / MA	6E				C
TOWN CAR	1998	2002	FO38RT3					TEXAS	4C				C
TOWN CAR	1998	2002	H82-PT					TEXAS	4C				C
TOWN CAR	1998	2002	H72-EK3					TEXAS	4C	Y	Y		
TOWN CAR	1998	2002	FO38RMH	FO38RTE	FO38RFH	Y	Y	TEXAS	4C	Y	P-BOX		
TOWN CAR	2003		FO38RMH	FO38RTE	FO38RFH	Y	Y	TEX / CR	63	Y	P-BOX		
TOWN CAR	2003	2004	FO38RT17					TEX / CR	63				C
TOWN CAR	2005		FO38RT17					TEX / CR	63				C
ZEPHYR	2006		FO38RT17					TEX / CR	63				C
ZEPHYR	2006		FO38RMH	FO38RTE	FO38RFH	Y	Y	TEX / CR	63	Y	P-BOX		

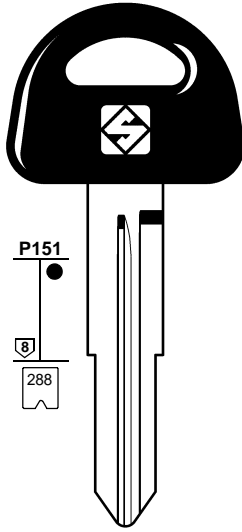
FOR:  
PER:

# MARUTI SUZUKI



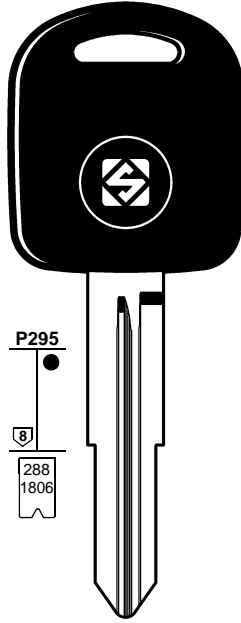
**SZ11**

..... 18100-19299



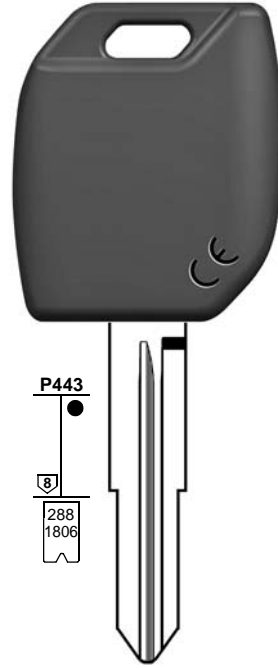
**SZ11P**

..... 18100-19299



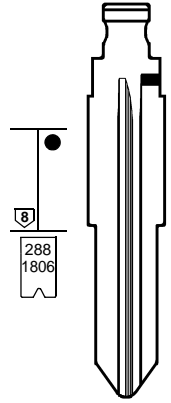
**SZ11TE**

..... 18100-19299  
..... 71001-72500



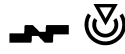
**SZ11MH**

..... 18100-19299  
..... 71001-72500



**SZ11FH**

.....  
18100-19299

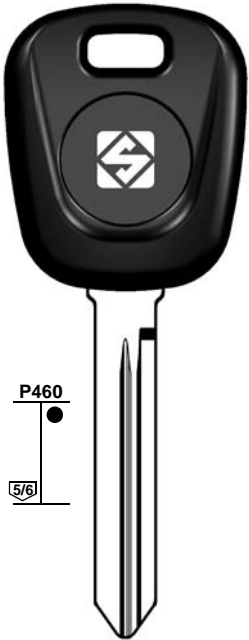


**SZ11T18**

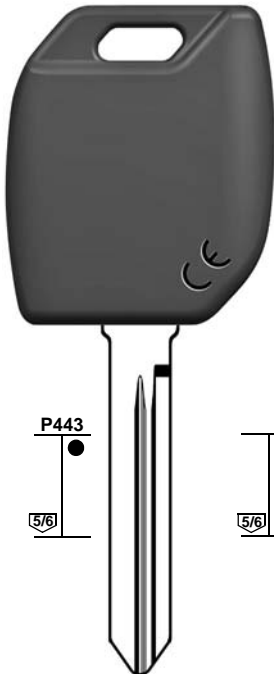
..... 18100-19299

FOR:  
PER:

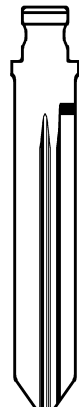
# MARUTI SUZUKI



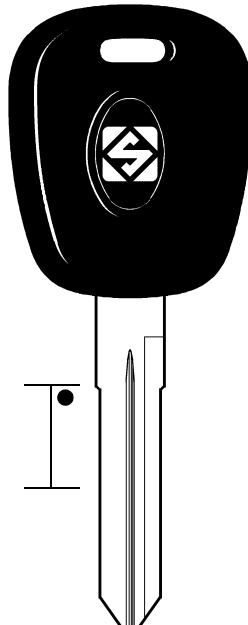
**SZ18TE**



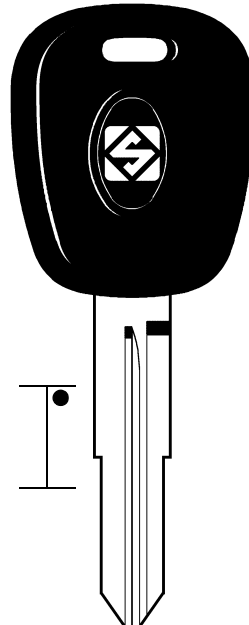
**SZ18MH**



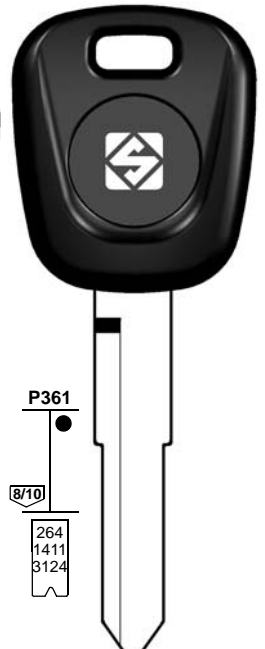
**SZ18FH**



**SZ19RP**



















**SZ20P**



**HU133RT14**

..... 50001-51308  
U ..... 1-2000  
IP ..... 5001-6308

1	2	2a	3	3a	3b	e1+e2	6	42+71	72	43+44a	12	15
						<b>GTI COMPATIBLE</b>	<b>IGNITION</b>					
						  						
CAR MAKE MODEL	FROM	TO	SILCA REF.	SILCA REF.	SILCA REF.	COPY	GEN.	TRANSP. TYPE	FAST COPY PLUS RW4 PLUS FAST COPY/RW4	FAST COPY PLUS RW4 PLUS	FAST COPY RW4	STP
												

For more info on the uses of car keys, refer to the Silca Electronic Keys Catalogue:

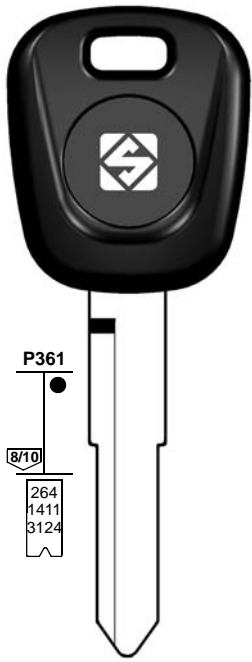


### MARUTI SUZUKI

800	2007	2010						TEX / CR	65			
800	2007	2010	SZ18MH	SZ18TE	SZ18FH	Y	Y	TEX / CR	65	Y	P-BOX	
800	2007	2009	SZ19RP									
ALTO	2000	2006	SZ11									
ALTO	2000	2006	2P									
ALTO	2007	2009	SZ20P									
ALTO	2007	2010	SZ11T18					TEX / CR	65			
ALTO	2007	2010	SZ11MH	SZ11TE	SZ11FH	Y	Y	TEX / CR	65	Y	P-BOX	
ALTO	2010							PH / CR2	46			
ALTO K10	2010		HU133RT14					PH / CR2	46			

FOR:  
PER:

# MARUTI SUZUKI

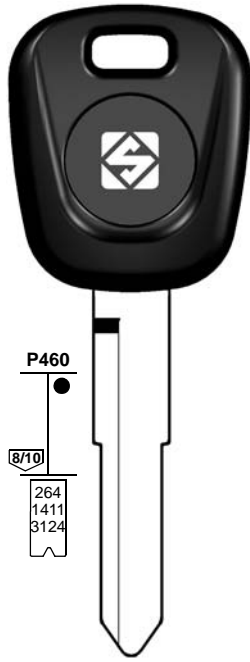


**HU133RT14**

..... 50001-51308  
U ..... 1-2000  
IP ..... 5001-6308

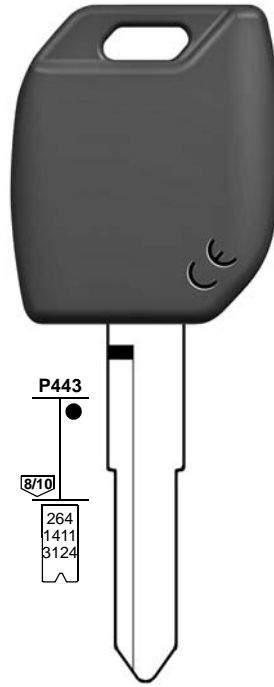
**HU133RT12**

..... 50001-51308



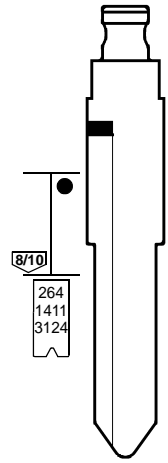
**HU133RTE**

..... 50001-51308  
U ..... 1-2000  
IP ..... 5001-6308



**HU133RMH**

..... 50001-51308  
U ..... 1-2000  
IP ..... 5001-6308



**HU133RFH**

..... 50001-51308  
U ..... 1-2000  
IP ..... 5001-6308

HUF

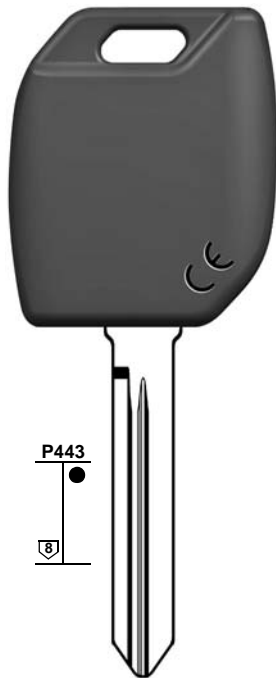
HUF

FOR:  
PER:

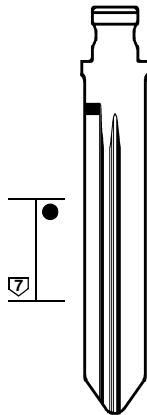
# MARUTI SUZUKI



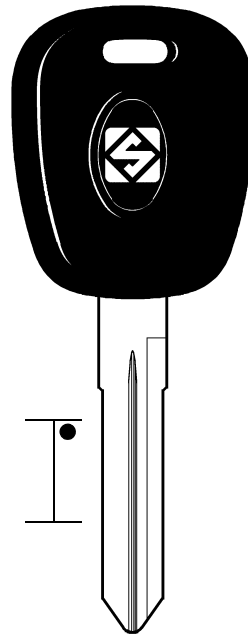
**SZ18RTE**



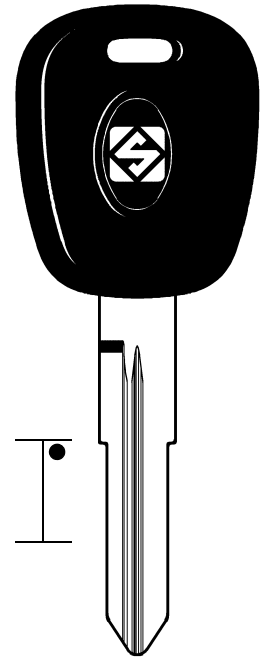
**SZ18RMH**



**SZ18FH**



**SZ19P**



**SZ21RP**

1	2	2a	3	3a	3b	e1+e2		6	42+71	72	43+44a	12	15
						<b>GTI COMPATIBLE</b>		<b>IGNITION</b> 					
CAR MAKE MODEL	FROM	TO	SILCA REF.	SILCA REF.	SILCA REF.	COPY	GEN.	TRANSP. TYPE	FAST COPY PLUS RW4 PLUS FAST COPY/RW4	FAST COPY PLUS RW4 PLUS	FAST COPY RW4	STP	
For more info on the uses of car keys, refer to the Silca Electronic Keys Catalogue:													
<b>MARUTI SUZUKI</b>													
ALTO K10	2010		HU133RMH	HU133RTE	HU133RFH	Y	Y	PH / CR2	46	Y	P-BOX		
A-STAR	2007		HU133RT14					PH / CR2	46				
A-STAR	2007		HU133RMH	HU133RTE	HU133RFH	Y	Y	PH / CR2	46	Y	P-BOX		
ESTEEM	2007							TEX / CR	65				
ESTEEM	2007		SZ18RMH	SZ18RTE	SZ18RFH	Y	Y	TEX / CR	65	Y	P-BOX		
OMNI	2007	2010						TEX / CR	65				
OMNI	2007	2010	SZ18RMH	SZ18RTE	SZ18RFH	Y	Y	TEX / CR	65	Y	P-BOX		
OMNI	2007	2009	SZ19P										
RITZ	2007		HU133RT14					PH / CR2	46				
RITZ	2007		HU133RMH	HU133RTE	HU133RFH	Y	Y	PH / CR2	46	Y	P-BOX		
SWIFT	2000	2009	SZ21RP										
SWIFT	2007		HU133RT14					PH / CR2	46				
SWIFT	2007		HU133RMH	HU133RTE	HU133RFH	Y	Y	PH / CR2	46	Y	P-BOX		
SWIFT [D]	2007	2009	HU133RT12		HU133RFH			PH / CR	40				
SX4	2007		HU133RT14					PH / CR2	46				
SX4	2007		HU133RMH	HU133RTE	HU133RFH	Y	Y	PH / CR2	46	Y	P-BOX		

FOR:  
PER:

# MARUTI SUZUKI

**SZ11RT18**  
..... 18100-19299  
..... 19300-19617

**SZ11RTE**  
..... 18100-19299  
..... 19300-19617

**SZ11RMH**  
..... 18100-19299  
..... 19300-19617

**SZ11RFH**  
..... 18100-19299  
..... 19300-19617

**HU133RT14**  
..... 50001-51308  
U ..... 1-2000  
IP ..... 5001-6308

**SZ21RP**

FOR:  
PER:

# MAZDA

**HU133RTE**  
..... 50001-51308  
U ..... 1-2000  
IP ..... 5001-6308

**HU133RMH**  
..... 50001-51308  
U ..... 1-2000  
IP ..... 5001-6308

**HU133RFH**

**FO21P**  
T ..... 1-1050  
T ..... 1-2330  
T ..... 1051-2330  
T ..... 1-2-3-4

**FO21T3**  
T ..... 1-1050  
T ..... 1-2330  
T ..... 1051-2330  
T ..... 1-2-3-4

**FO21TE**

**FO21MH**  
T ..... 1-1050  
T ..... 1-2330  
T ..... 1051-2330  
T ..... 1-2-3-4

















**FO21FH**

HUF

TIBBE - VALEO

TIBBE - VALEO



1	2	2a	3	3a	3b	e1+e2	6	42+71	72	43+44a	12	15
						<b>GTI COMPATIBLE</b>		<b>IGNITION</b>   				
CAR MAKE MODEL	FROM	TO	SILCA REF.	SILCA REF.	SILCA REF.	COPY	GEN.	TRANSP. TYPE	FAST COPY PLUS RW4 PLUS FAST COPY/RW4	FAST COPY PLUS RW4 PLUS	FAST COPY RW4	STP
												

For more info on the uses of car keys, refer to the Silca Electronic Keys Catalogue: 

### MARUTI SUZUKI

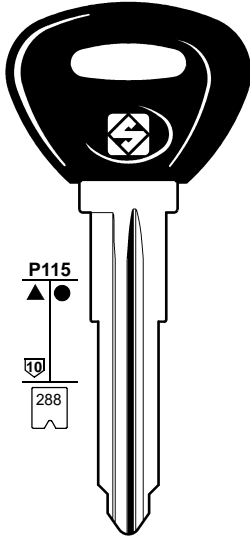
VERSA	2007	2010	SZ11RT18					TEX / CR	65			
VERSA	2007	2010	324	SZ11RTE	SZ11RFH	Y	Y	TEX / CR	65	Y	P-BOX	
WAGON R	2007	2010	SZ11RT18					TEX / CR	65			
WAGON R	2007	2010	SZ11RMH	SZ11RTE	SZ11RFH	Y	Y	TEX / CR	65	Y	P-BOX	
WAGON R	2010		HU133RT14					PH / CR2	46			
WAGON R	2010		HU133RMH	HU133RTE	HU133RFH	Y	Y	PH / CR2	46	Y	P-BOX	
ZEN	2000	2009	SZ21RP									
ZEN ESTILO	2007	2010	SZ11RT18					TEX / CR	65			
ZEN ESTILO	2007	2010	SZ11RMH	SZ11RTE	SZ11RFH	Y	Y	TEX / CR	65	Y	P-BOX	
ZEN ESTILO	2010							PH / CR2	46			

### MAZDA

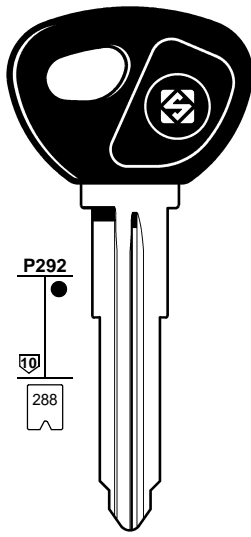
121	1995	1996	FO21P									
121	1997	2001	FO21T3					TEXAS	4C			
121	1997	2001	FO21MH	FO21TE	FO21FH	Y	Y	TEXAS	4C	Y	P-BOX	
121 (AUS)	1999	2001						TEM / CR	8C			

FOR:  
PER:

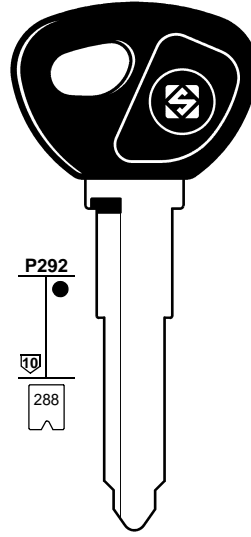
# MAZDA



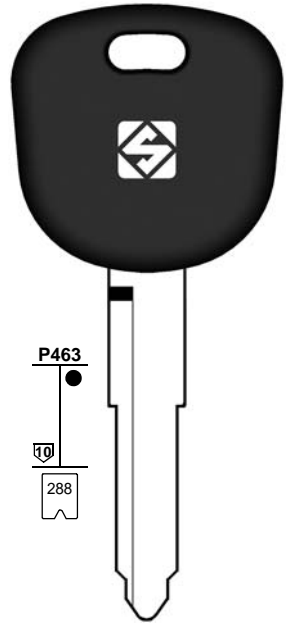
**MAZ20REP**  
..... 10100-12283



**MAZ13T5**  
..... 10100-12283



**MAZ24RT5**  
..... 10100-12283



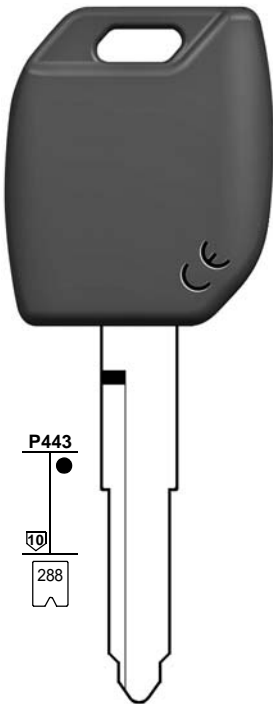
**MAZ24RTE**  
..... 10100-12283

**MAZ20RT5**  
..... 10100-12283

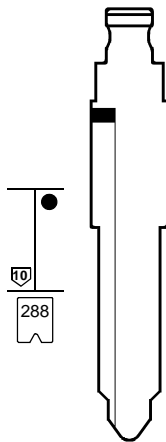
**MAZ24RT17**  
..... 10100-12283

FOR:  
PER:

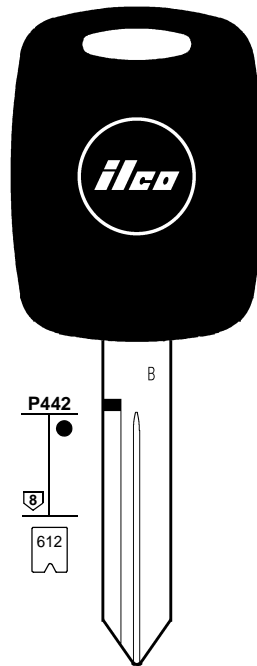
# MAZDA



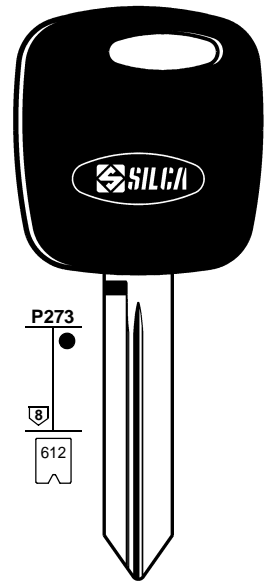
**MAZ24RMH**  
..... 10100-12283



**MAZ24RFH**  
..... 10100-12283



**H72-EK3**  
..... X  
1-1706



**FO38RT3**  
..... X  
0001-1706



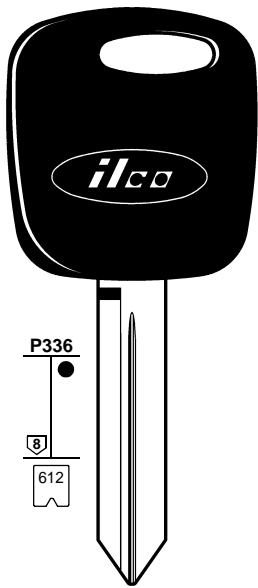
**FO38RT17**  
..... X  
0001-1706

STRATTEC

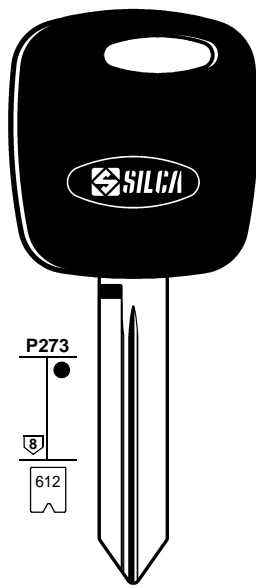
1	2	2a	3	3a	3b	e1+e2		6	42+71	72	43+44a	12	15
						GTI COMPATIBLE		IGNITION					
CAR MAKE MODEL	FROM	TO	SILCA REF.	SILCA REF.	SILCA REF.	COPY	GEN.	TRANSP. TYPE	FAST COPY PLUS RW4 PLUS FAST COPY/RW4	FAST COPY PLUS RW4 PLUS	FAST COPY RW4	STP	
For more info on the uses of car keys, refer to the Silca Electronic Keys Catalogue:													
<b>MAZDA</b>													
323	1995	1997	MAZ13T5					TEMIC	12	Y	Y		
323	1997	1999	MAZ24RT5		MAZ24RFH			PH	33	Y	Y		
323	1997	1999	MAZ20REP										
323	1998	1999	MAZ24RT5		MAZ24RFH			TEMIC	12	Y	Y		
323	1999	2003						TEM / CR	8C				
626	1995	1999	MAZ20RT5					TEMIC	12	Y	Y		D
626	1999	2002						TEM / CR	8C				D
626 ( ES, LS, LUX )	1998	1999	MAZ24RT5		MAZ24RFH			PH	33	Y	Y		D
626 ( ES, LS, LUX )	1999	2002						TEM / CR	8C				
B-SERIES P/U	1999	2000	FO38RT3					TEXAS	4C				C
B-SERIES P/U	1999	2000	H72-EK3					TEXAS	4C	Y	Y		
B-SERIES P/U	2001	2006						TEX / CR	60				C
B-SERIES P/U	2007		FO38RT17					TEX / CR	63				
BT-50	2006							TEM / CR	8C				
CX-7	2007		MAZ24RT17					TEX / CR	63				
CX-7	2007		MAZ24RMH	MAZ24RTE	MAZ24RFH	Y	Y	TEX / CR	63	Y	P-BOX		
CX-7	2010		SMARTKEY					TEX / CR	63				
CX-9	2007		MAZ24RT17					TEX / CR	63				
CX-9	2007		MAZ24RMH	MAZ24RTE	MAZ24RFH	Y	Y	TEX / CR	63	Y	P-BOX		
CX-9	2010		SMARTKEY					TEX / CR	63				
DEMIO	1999	2002						TEM / CR	8C				
DEMIO [J]	2003		MAZ24RT17					TEX / CR	63				
DEMIO [J]	2003		MAZ24RMH	MAZ24RTE	MAZ24RFH	Y	Y	TEX / CR	63	Y	P-BOX		
MAZDA 2	2003		MAZ24RT17					TEX / CR	63				
MAZDA 2	2003		MAZ24RMH	MAZ24RTE	MAZ24RFH	Y	Y	TEX / CR	63	Y	P-BOX		
MAZDA 3	2004		MAZ24RT17					TEX / CR	63				
MAZDA 3	2004		MAZ24RMH	MAZ24RTE	MAZ24RFH	Y	Y	TEX / CR	63	Y	P-BOX		
MAZDA 3	2010		SMARTKEY					TEX / CR	63				
MAZDA 5	2005		MAZ24RT17					TEX / CR	63				
MAZDA 5	2005		MAZ24RMH	MAZ24RTE	MAZ24RFH	Y	Y	TEX / CR	63	Y	P-BOX		
MAZDA 6	2003		MAZ24RT17					TEX / CR	63				
MAZDA 6	2003		MAZ24RMH	MAZ24RTE	MAZ24RFH	Y	Y	TEX / CR	63	Y	P-BOX		
MAZDA 6	2009		SMARTKEY					TEX / CR	63				
MIATA	2001	2005						TEM / CR	8C				
MPV	2000	2006						TEM / CR	8C				
MX-3	1995	1998	MAZ13T5					TEMIC	12	Y	Y		
MX-5	1995	1998	MAZ13T5					TEMIC	12	Y	Y		
MX-5	1998	2000	MAZ24RT5		MAZ24RFH			PH	33	Y	Y		
MX-5	2000	2005						TEM / CR	8C				
MX-5	2005		MAZ24RT17					TEX / CR	63				
MX-5	2005		MAZ24RMH	MAZ24RTE	MAZ24RFH	Y	Y	TEX / CR	63	Y	P-BOX		
MX-5	2009		SMARTKEY					TEX / CR	63				
MX-6	1995	1997	MAZ20RT5					TEMIC	12	Y	Y		
PREMACY	2000	2004						TEM / CR	8C				
RX-8	2004		MAZ24RT17					TEX / CR	63				
RX-8	2004		MAZ24RMH	MAZ24RTE	MAZ24RFH	Y	Y	TEX / CR	63	Y	P-BOX		

FOR:  
PER:

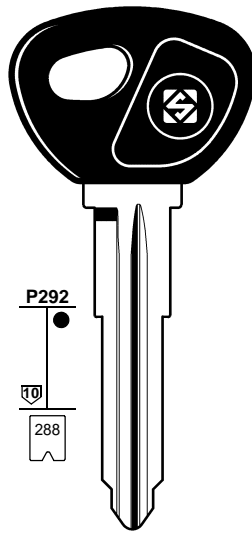
# MAZDA



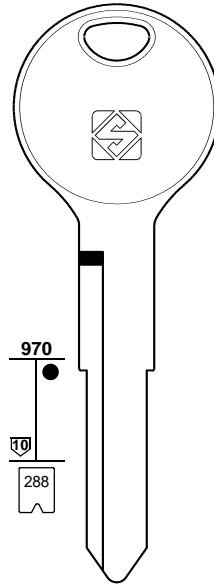
**H86-PT**  
.....X  
0001-1706



**FO38RT17**  
.....X  
0001-1706



**MAZ20RT5**  
..... 10100-12283



**MAZ25R**  
..... 10100-12283

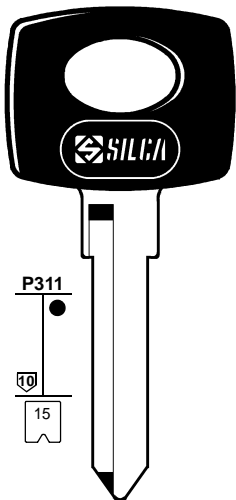


**MIT14BT5**  
..... 30001-31200

STRATTEC

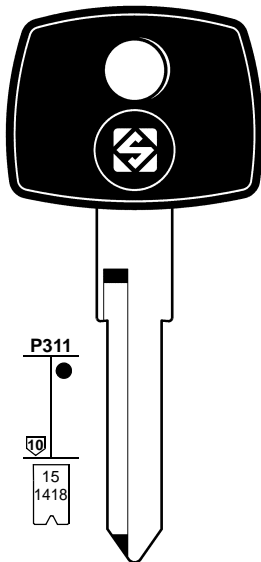
FOR:  
PER:

# MERCEDES



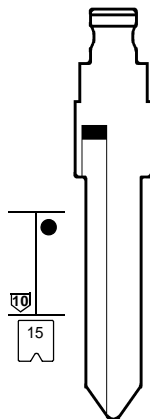
**YM15P**  
HM ..... 1-1200  
HM ..... 4001-7350  
HM ..... 2501-3500  
NM ..... 2501-3500  
.. NF .. 1-99 .. 1-99  
NF ..... 1-1200

VALEO - YMOS



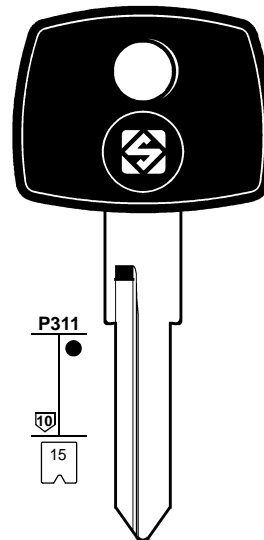
**YM15T5**  
HM ..... 1-1200  
HM ..... 2501-3500  
HM ..... 4001-7350  
HM ..... 6001-7109  
NM ..... 2501-3500  
.. NF .. 1-99 .. 1-99  
NF ..... 1-1200

VALEO - YMOS

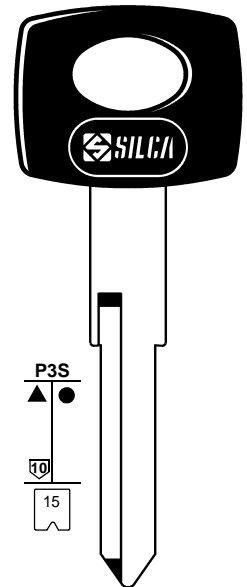


**YM15FH**  
HM ..... 1-1200  
HM ..... 4001-7350  
HM ..... 2501-3500  
NM ..... 2501-3500  
.. NF .. 1-99 .. 1-99  
NF ..... 1-1200

WITTE



**VA5T5**  
HM ..... 1-1200  
HM ..... 4001-7350  
HM ..... 2501-3500  
NM ..... 2501-3500  
.. NF .. 1-99 .. 1-99  
NF ..... 1-1200



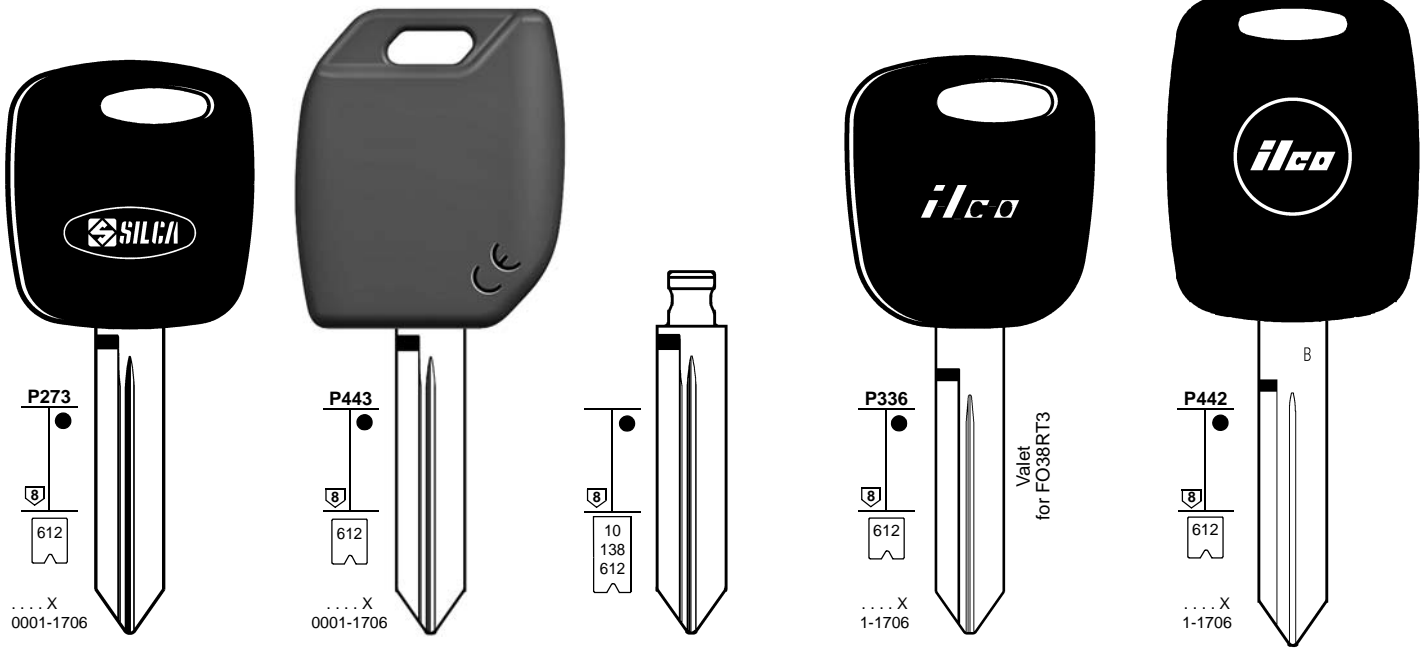
**HU72RP**  
HM ..... 1-1200  
HM ..... 4001-7350  
HM ..... 2501-3500  
NM ..... 2501-3500  
.. NF .. 1-99 .. 1-99  
NF ..... 1-1200

WITTE



FOR:  
PER:

# MERCURY



... X  
0001-1706

... X  
0001-1706

... X  
1-1706

... X  
1-1706

- FO38RTE**
- FO38RMH**
- FO38RFH**
- FO38RT3**
- FO38RT17**

- FO38RMH**

- FO38RFH**
- ... A ... 101-381.501-579
- ... B ... 101-410.501-602
- ... C ... 101-404.501-624
- ... D ... 101-340.501-602
- ... E ... 101-304.501-579
- ... X 1-1706

- H82-PT**

- H72-EK3**

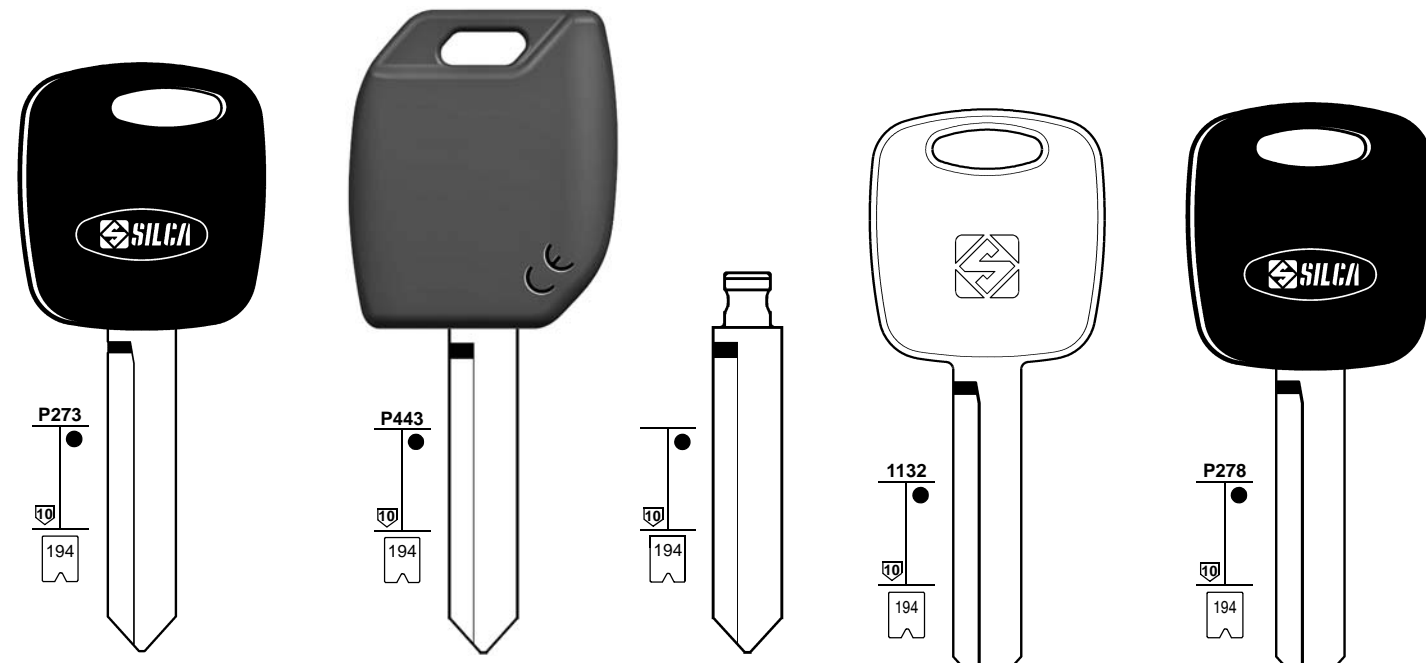
STRATTEC

STRATTEC

STRATTEC

FOR:  
PER:

# MERCURY



... A ... 101-381.501-579  
... B ... 101-410.501-602  
... C ... 101-404.501-624  
... D ... 101-340.501-602  
... E ... 101-304.501-579

... A ... 101-381.501-579  
... B ... 101-410.501-602  
... C ... 101-404.501-624  
... D ... 101-340.501-602  
... E ... 101-304.501-579

... A ... 101-381.501-579  
... B ... 101-410.501-602  
... C ... 101-404.501-624  
... D ... 101-340.501-602  
... E ... 101-304.501-579

... A ... 101-381.501-579  
... B ... 101-410.501-602  
... C ... 101-404.501-624  
... D ... 101-340.501-602  
... E ... 101-304.501-579

- FO26TE**
- FO26MH**
- FO26FH**
- FO26T3**

STRATTEC

- FO39**

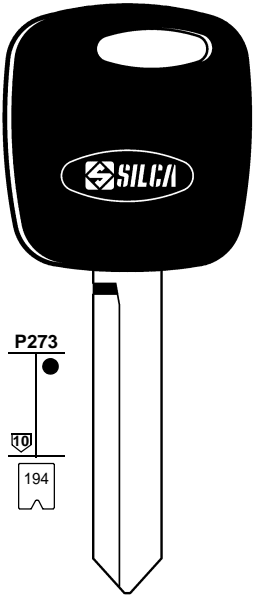
- FO39CP**

STRATTEC



FOR:  
PER:

# MERCURY



- ... A ... 101-381.501-579
- ... B ... 101-410.501-602
- ... C ... 101-404.501-624
- ... D ... 101-340.501-602
- ... E ... 101-304.501-579

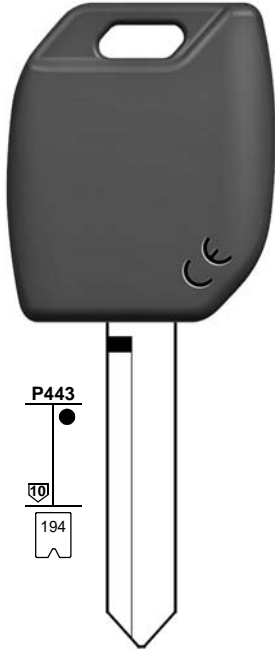


**FO26TE**

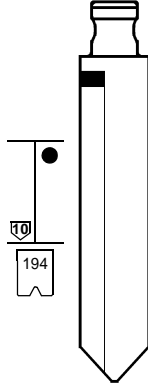


**FO26T3**

STRATTEC

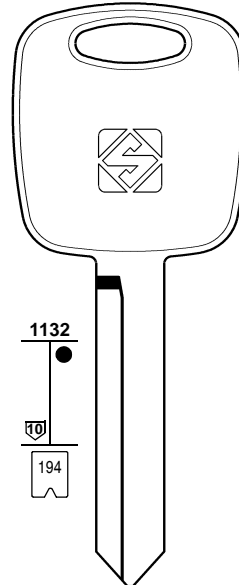


- FO26MH**
- ... A ... 101-381.501-579
  - ... B ... 101-410.501-602
  - ... C ... 101-404.501-624
  - ... D ... 101-340.501-602
  - ... E ... 101-304.501-579



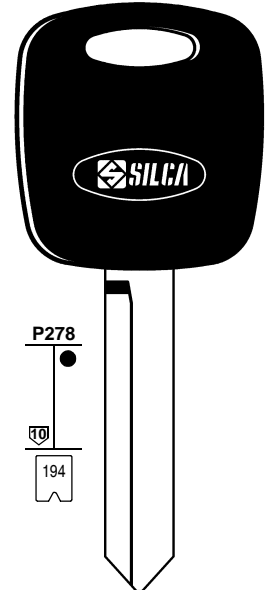
- FO26FH**
- ... A ... 101-381.501-579
  - ... B ... 101-410.501-602
  - ... C ... 101-404.501-624
  - ... D ... 101-340.501-602
  - ... E ... 101-304.501-579

STRATTEC



- FO39**
- ... A ... 101-381.501-579
  - ... B ... 101-410.501-602
  - ... C ... 101-404.501-624
  - ... D ... 101-340.501-602
  - ... E ... 101-304.501-579

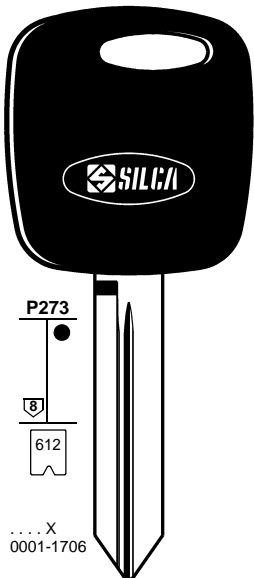
STRATTEC



- FO39CP**
- ... A ... 101-381.501-579
  - ... B ... 101-410.501-602
  - ... C ... 101-404.501-624
  - ... D ... 101-340.501-602
  - ... E ... 101-304.501-579

FOR:  
PER:

# MERCURY



... X  
0001-1706



**FO38RTE**

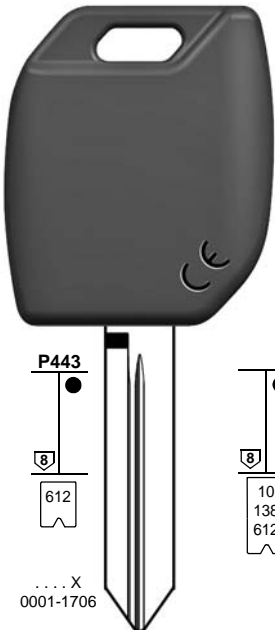


**FO38RT3**



**FO38RT17**

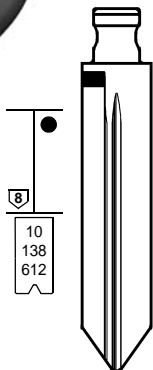
STRATTEC



... X  
0001-1706



**FO38RMH**



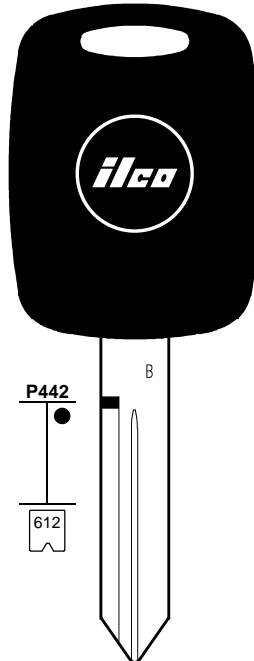
... X  
1-1706



**FO38RFH**

- ... A ... 101-381.501-579
- ... B ... 101-410.501-602
- ... C ... 101-404.501-624
- ... D ... 101-340.501-602
- ... E ... 101-304.501-579
- ... X 1-1706

STRATTEC



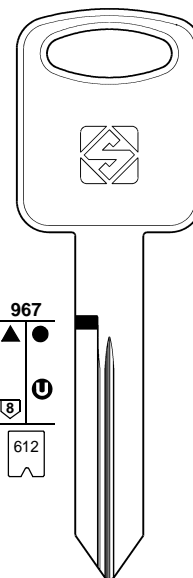
P442

612



**H72-EK3**

... X  
1-1706



967

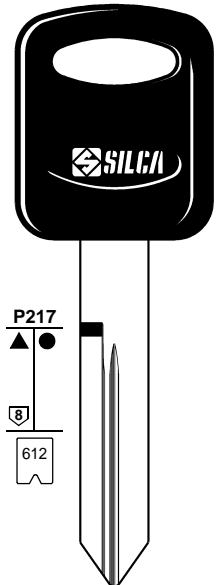
612



**FO40R**

... X 1-1706  
... Y 1-1200

STRATTEC



P217

612



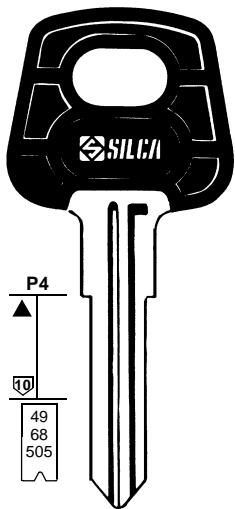
**FO40RBP**

... X 1-1706  
... Y 1-1200



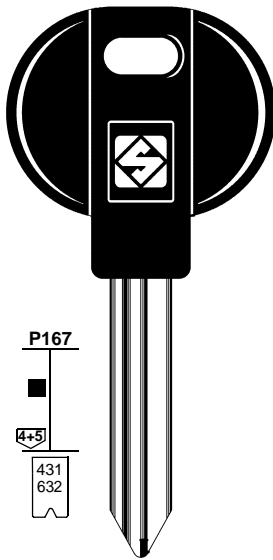


FOR: PER:	<b>MG</b>	<b>MICROCAR (MICROCARS)</b>	<b>MITSUBISHI</b>
--------------	-----------	-----------------------------	-------------------



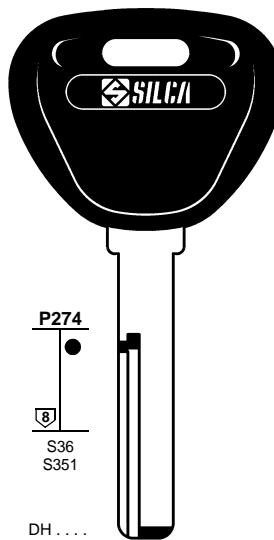
**NE38P**

FH . . . . 1-2000  
 E . . . . 2001-3000  
 S . . . . 2001-3000  
 NSP . . . . 4000-4999  
 E . . . . 4001-5000  
 E . . . . 5000-5999  
 E . . . . 6001-7000  
 NSP . . . . 7001-9000



**SX9AP**

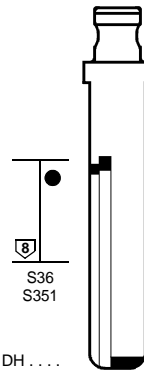
63/99 . . . . H 12468  
 63/99 . . . . 12468  
 . . . . . H 0111111-6288888  
 . . . . . 0111111-6288888



**HU56RT2**

DH . . . .  
 1-4000  
 6001-8000

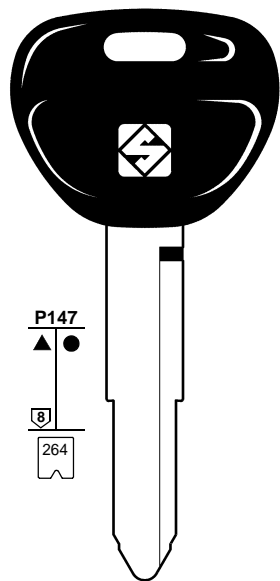
**HU56RT30**



**HU56RFH**

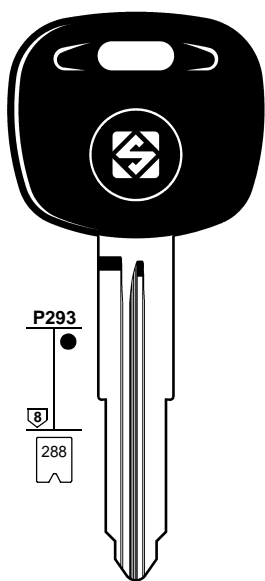
DH . . . .  
 1-4000  
 6001-8000

FOR: PER:	<b>MITSUBISHI</b>		
--------------	-------------------	--	--



**MIT15AP**

E . . . . 5001-7000  
 E . . . . 7001-7700



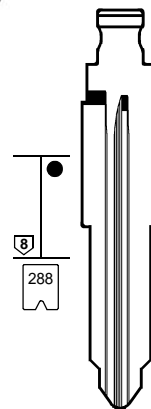
**MIT11RTE**

. . . . . 30010-32009



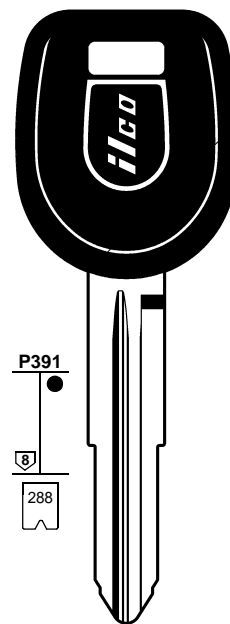
**MIT11RMH**

. . . . . 30010-32009



**MIT11RFH**

. . . . . 30010-32009



**MIT8-PT**

E . . . . 5001-7000  
 E . . . . 7001-7700

1	2	2a	3	3a	3b	e1+e2		6	42+71	72	43+44a	12	15
---	---	----	---	----	----	-------	--	---	-------	----	--------	----	----

**GTI COMPATIBLE**

**IGNITION**



CAR MAKE MODEL	FROM	TO	SILCA REF.	SILCA REF.	SILCA REF.	COPY	GEN.	TRANSP. TYPE	FAST COPY PLUS RW4 PLUS FAST COPY/RW4	FAST COPY PLUS RW4 PLUS	FAST COPY RW4	STP	

For more info on the uses of car keys, refer to the Silca Electronic Keys Catalogue:

**MG**

<b>MGF</b>	1997	2000	<b>NE38P</b>										
<b>MGF</b>	2000	2005											

**MICROCAR (MICROCARS)**

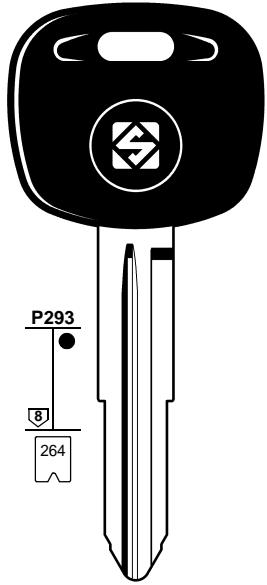
<b>FAMILY</b>	2007	2009	<b>SX9AP</b>										
<b>M.GO</b>	2009		<b>SX9AP</b>										
<b>NEWSTREET</b>		2008	<b>SX9AP</b>										
<b>PRATIC</b>		2008	<b>SX9AP</b>										
<b>VIRGO</b>		2008	<b>SX9AP</b>										

**MITSUBISHI**

<b>380</b>	2006							PH / CR2	46				
<b>380</b>	2006		<b>MIT11RMH</b>	<b>MIT11RTE</b>	<b>MIT11RFH</b>	Y	Y	PH / CR2	46	Y	P-BOX		
<b>3000 GT</b>	1996	2001						TEXAS	4C				
<b>CANTER</b>	1997		<b>MIT15AP</b>										
<b>CARISMA</b>	1996	2000	<b>HU56RT2</b>		<b>HU56RFH</b>			PH	73	Y	Y		
<b>CARISMA</b>	2000	2004	<b>HU56RT30</b>		<b>HU56RFH</b>			PH / CR	4M				
<b>CHALLENGER</b>	1999	2002	<b>MIT8-PT</b>					TEX / CR	60				

FOR:  
PER:

# MITSUBISHI



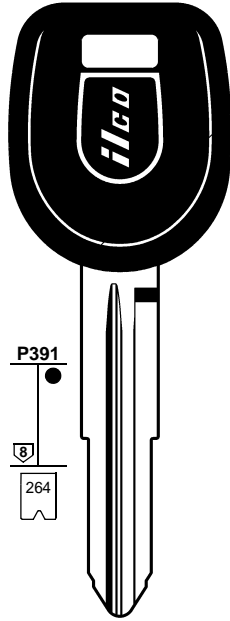
P293

264



**MIT8T4**

E . . . . 5001-7000  
E . . . . 7001-7700



P391

264



**MIT8T21**

E . . . . 5001-7000  
E . . . . 7001-7700



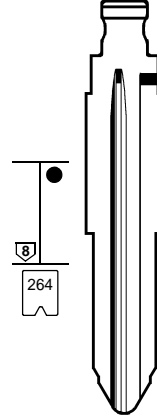
P443

264



**MIT8MH**

E . . . . 5001-7000  
E . . . . 7001-7700



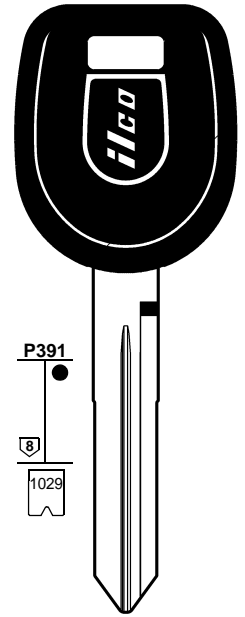
P293

264



**MIT8FH**

E . . . . 5001-7000  
E . . . . 7001-7700



P391

1029



**MIT9-PT**

F . . . . 1-1571



**MIT8TE**

E . . . . 5001-7000  
E . . . . 7001-7700

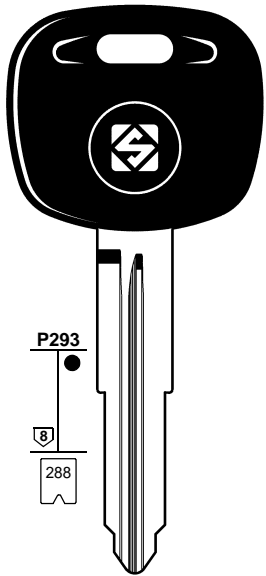


**MIT8T19**

E . . . . 5001-7000  
E . . . . 7001-7700

FOR:  
PER:

# MITSUBISHI



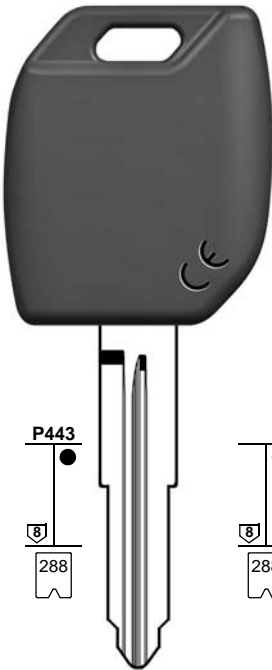
P293

288



**MIT11RT4**

. . . . . 30010-32009



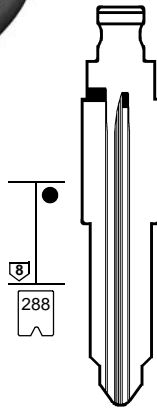
P443

288



**MIT11RMH**

. . . . . 30010-32009



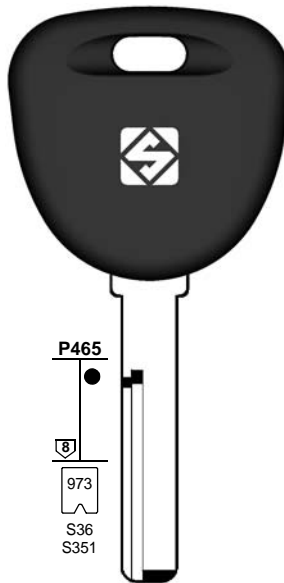
P293

288



**MIT11RFH**

. . . . . 30010-32009



P465

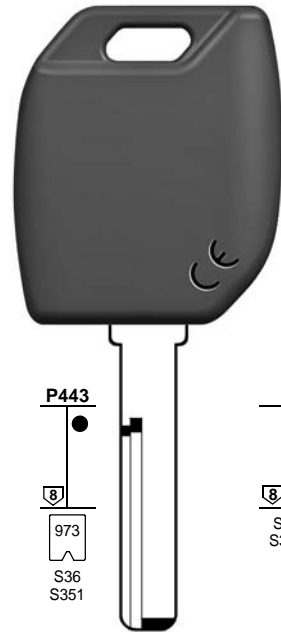
973

S36  
S351



**HU56RTE**

DH . . . .  
1-4000  
6001-8000



P443

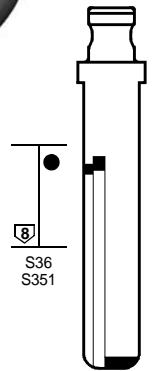
973

S36  
S351



**HU56RMH**

DH . . . .  
1-4000  
6001-8000



P293

















973

S36  
S351



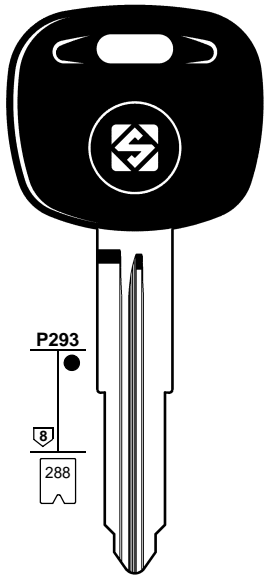
**HU56RFH**

DH . . . .  
1-4000  
6001-8000

1	2	2a	3	3a	3b	e1+e2		6	42+71	72	43+44a	12	15
						<b>GTI COMPATIBLE</b>		<b>IGNITION</b> 					
CAR MAKE MODEL	FROM	TO	SILCA REF.	SILCA REF.	SILCA REF.	COPY	GEN.	TRANSP. TYPE	FAST COPY PLUS RW4 PLUS FAST COPY/RW4	FAST COPY PLUS RW4 PLUS	FAST COPY RW4	STP	
													
For more info on the uses of car keys, refer to the Silca Electronic Keys Catalogue: 													
<b>MITSUBISHI</b>													
<b>CHALLENGER</b>	1999	2002	<b>MIT8MH</b>	<b>MIT8TE</b>	<b>MIT8FH</b>	Y	Y	TEX / CR	60	Y	P-BOX		
<b>CHALLENGER</b>	2002	2003	<b>MIT8T21</b>					TEX / CR	62				
<b>CHALLENGER</b>	2002	2003	<b>MIT8MH</b>	<b>MIT8TE</b>	<b>MIT8FH</b>	Y	Y	TEX / CR	62	Y	P-BOX		
<b>COLT</b>	1996	2000	<b>MIT11RT4</b>					TEXAS	4C				
<b>COLT</b>	1996	2000	<b>MIT11RMH</b>	<b>MIT11RTE</b>	<b>MIT11RFH</b>	Y	Y	TEXAS	4C	Y	P-BOX		
<b>COLT</b>	2000	2003						TEX / CR	60				
<b>COLT</b>	2004							PH / CR2	46				
<b>COLT</b>	2004		<b>HU56RMH</b>	<b>HU56RTE</b>	<b>HU56RFH</b>	Y	Y	PH / CR2	46	Y	P-BOX		
<b>DIAMANTE</b>	2000	2002	<b>MIT8-PT</b>					TEX / CR	60				
<b>DIAMANTE</b>	2002	2006	<b>MIT8T19</b>					TEX / CR	61				
<b>DIAMANTE</b>	2002	2006	<b>MIT8MH</b>	<b>MIT8TE</b>	<b>MIT8FH</b>	Y	Y	TEX / CR	61	Y	P-BOX		
<b>ECLIPSE</b>	1996	2000	<b>MIT8T4</b>					TEXAS	4C				
<b>ECLIPSE</b>	1996	2000	<b>MIT8MH</b>	<b>MIT8TE</b>	<b>MIT8FH</b>	Y	Y	TEXAS	4C	Y	P-BOX		
<b>ECLIPSE</b>	2000	2002	<b>MIT9-PT</b>					TEX / CR	64				
<b>ECLIPSE</b>	2001	2005	<b>MIT8T19</b>					TEX / CR	61				
<b>ECLIPSE</b>	2001	2005	<b>MIT8MH</b>	<b>MIT8TE</b>	<b>MIT8FH</b>	Y	Y	TEX / CR	61	Y	P-BOX		
<b>ECLIPSE</b>	2006	2007						PH / CR2	46				

FOR:  
PER:

# MITSUBISHI

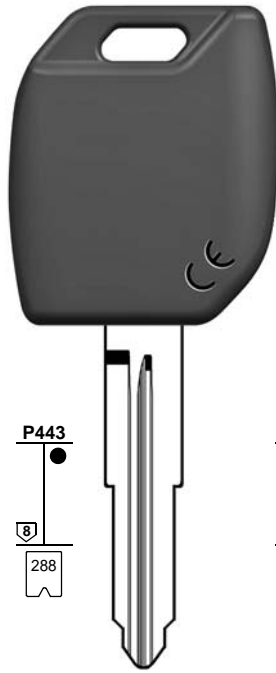


P293  
288



**MIT11RTE**

..... 30010-32009

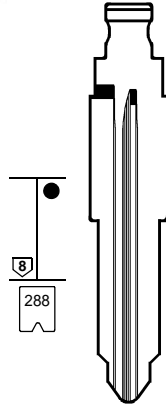


P443  
288



**MIT11RMH**

..... 30010-32009

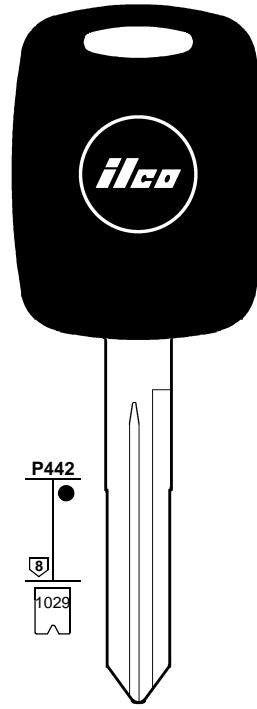


288



**MIT11RFH**

..... 30010-32009

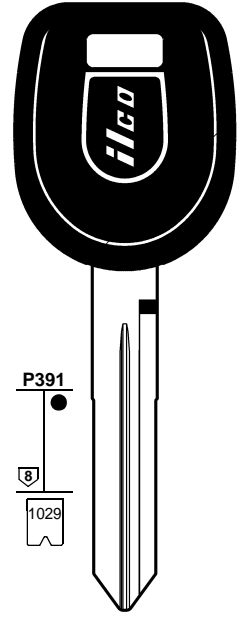


P442  
1029



**EK3P-MIT16**

F..... 1-1571



P391  
1029



**MIT9-PT**

F..... 1-1571



**MIT11RT4**

..... 30010-32009

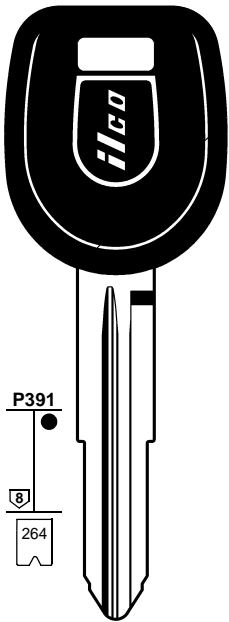


**MIT11RT19**

..... 30010-32009

FOR:  
PER:

# MITSUBISHI

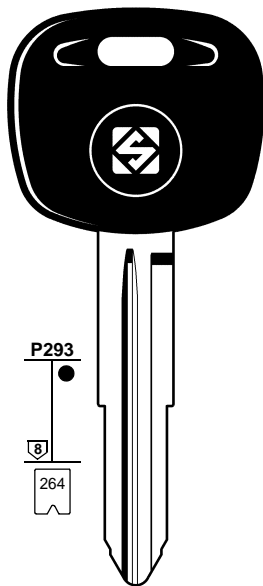


P391  
264



**MIT8-PT**

E..... 5001-7000  
E..... 7001-7700



P293  
264



**MIT8T4**

E..... 5001-7000  
E..... 7001-7700

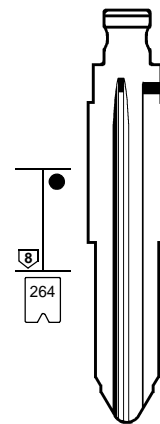


P443  
264



**MIT8MH**

E..... 5001-7000  
E..... 7001-7700

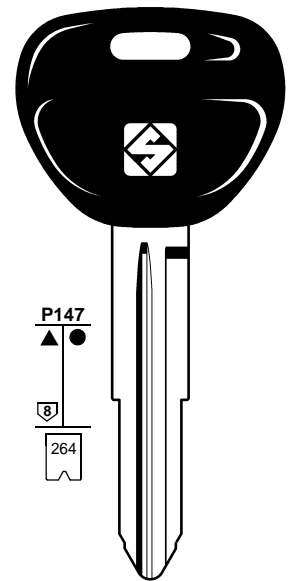


264



**MIT8FH**

E..... 5001-7000  
E..... 7001-7700



P147  
264



**MIT8AP**

















E..... 5001-7000  
E..... 7001-7700



**MIT8TE**  
E..... 5001-7000  
E..... 7001-7700



**MIT8T19**  
E..... 5001-7000  
E..... 7001-7700

1	2	2a	3	3a	3b	e1+e2		6	42+71	72	43+44a	12	15
						GTI COMPATIBLE		IGNITION 					
CAR MAKE MODEL	FROM	TO	SILCA REF.	SILCA REF.	SILCA REF.	COPY	GEN.	TRANSP. TYPE	FAST COPY PLUS RW4 PLUS FAST COPY/RW4	FAST COPY PLUS RW4 PLUS	FAST COPY RW4	STP	
													
For more info on the uses of car keys, refer to the Silca Electronic Keys Catalogue: 													
MITSUBISHI													
ECLIPSE	2006	2007	EK3P-MIT16					PH / CR2	46	Y	P-BOX		
ECLIPSE	2008	2012						PH / CR2	46				
ECLIPSE	2008	2012	MIT11RMH	MIT11RTE	MIT11RFH	Y	Y	PH / CR2	46	Y	P-BOX		
ENDEAVOR	2001	2005						TEX / CR	61				
ENDEAVOR	2006	2007						PH / CR2	46				
ENDEAVOR	2006	2007	EK3P-MIT16					PH / CR2	46	Y	P-BOX		
ENDEAVOR	2007	2011	MIT11RMH	MIT11RTE	MIT11RFH	Y	Y	PH / CR2	46	Y	P-BOX		
ENDEAVOR	2007	2011						PH / CR2	46				
EXPRESS	1996		MIT8T4					TEXAS	4C				
EXPRESS	1996		MIT8MH	MIT8TE	MIT8FH	Y	Y	TEXAS	4C	Y	P-BOX		
FOCUS	1998		MIT8T4					TEXAS	4C				
FOCUS	1998		MIT8MH	MIT8TE	MIT8FH	Y	Y	TEXAS	4C	Y	P-BOX		
GALANT	1996	2000	MIT8T4					TEXAS	4C				
GALANT	1996	2000	MIT8MH	MIT8TE	MIT8FH	Y	Y	TEXAS	4C	Y	P-BOX		
GALANT	2000	2002	MIT9-PT					TEX / CR	64				
GALANT	2002	2005	MIT8T19					TEX / CR	61				
GALANT	2002	2005	MIT8MH	MIT8TE	MIT8FH	Y	Y	TEX / CR	61	Y	P-BOX		
GALANT	2006		MIT11RMH	MIT11RTE	MIT11RFH	Y	Y	PH / CR2	46	Y	P-BOX		
GALANT	2006							PH / CR2	46				
GALANT (USA)	2002	2003						TEX / CR	61				
GALANT (USA)	2004	2007						PH / CR2	46				
GALANT (USA)	2004	2007	EK3P-MIT16					PH / CR2	46	Y	P-BOX		
GALANT (USA)	2008	2012	MIT11RMH	MIT11RTE	MIT11RFH	Y	Y	PH / CR2	46	Y	P-BOX		
GALANT (USA)	2008	2012						PH / CR2	46				
GRANDIS	2003							PH / CR2	46				
GRANDIS	2003		MIT11RMH	MIT11RTE	MIT11RFH	Y	Y	PH / CR2	46	Y	P-BOX		
I-MIEV	2010							PH / CR2	46				
I-MIEV	2010		MIT11RMH	MIT11RTE	MIT11RFH	Y	Y	PH / CR2	46	Y	P-BOX		
LANCER	1996	2003	MIT11RT4					TEXAS	4C				
LANCER	1996	2003	MIT11RMH	MIT11RTE	MIT11RFH	Y	Y	TEXAS	4C	Y	P-BOX		
LANCER	2003	2006	MIT11RT19					TEX / CR	61				
LANCER	2003	2006	MIT11RMH	MIT11RTE	MIT11RFH	Y	Y	TEX / CR	61	Y	P-BOX		
LANCER	2006							PH / CR2	46				
LANCER	2006		MIT11RMH	MIT11RTE	MIT11RFH	Y	Y	PH / CR2	46	Y	P-BOX		
LANCER EVO	2003	2006	MIT11RT19					TEX / CR	61				
LANCER SW	1996	2003	MIT11RT4					TEXAS	4C				
LANCER SW	1996	2003	MIT11RMH	MIT11RTE	MIT11RFH	Y	Y	TEXAS	4C	Y	P-BOX		
L200	1999	2002	MIT8-PT					TEX / CR	60				
L200	2002	2006	MIT8MH	MIT8TE	MIT8FH	Y	Y	TEX / CR	61	Y	P-BOX		
L200	2003	2006	MIT8T19					TEX / CR	61				
L200	2006							PH / CR2	46				
L200	2006		MIT8MH	MIT8TE	MIT8FH	Y	Y	PH / CR2	46	Y	P-BOX		
L400	1997		MIT8AP										

FOR:  
PER:

# MITSUBISHI

**P322**  
S232  
S24

**P443**  
480  
S24  
S232  
S765  
S819  
S853  
S1001  
S1122  
S1150  
S1356

**P322**  
480  
S24  
S232  
S765  
S819  
S853  
S1001  
S1122  
S1150  
S1356

**P322**  
S765

**P391**  
264

**P293**  
264

**TOY40BTE** (TE KEY)  
..... 1-5000

**TOY40MH** (MH KEY)  
..... 1-5000  
L..... 0001-1000  
G..... 0001-2500  
J..... 0001-2500  
K..... 0001-2500  
P..... 0001-2500  
..... 30001-31200

**TOY40FH** (FH FLIP)  
..... 1-5000  
L..... 0001-1000  
J..... 0001-2500

**MIT14BT5**  
..... 30001-31200

**MIT14BT14**  
..... 30001-31200

**MIT8-PT**  
E..... 5001-7000  
E..... 7001-7700

**MIT8T4**  
E..... 5001-7000  
E..... 7001-7700

**MIT8T21**  
E..... 5001-7000  
E..... 7001-7700

**MIT8TE** (TE KEY)  
E..... 5001-7000  
E..... 7001-7700

**MIT8T19**  
E..... 5001-7000  
E..... 7001-7700

FOR:  
PER:

# MITSUBISHI

**P443**  
264

**P293**  
288

**P443**  
288

**MIT8MH** (MH KEY)  
E..... 5001-7000  
E..... 7001-7700

**MIT8FH** (FH FLIP)  
E..... 5001-7000  
E..... 7001-7700

**MIT11RTE** (TE KEY)  
..... 30010-32009

**MIT11RT4**  
..... 30010-32009

**MIT11RMH** (MH KEY)  
..... 30010-32009

**MIT11RFH** (FH FLIP)  
..... 30010-32009

**MIT11RT19**  
..... 30010-32009

**MIT11RT21**  
..... 30010-32009



1	2	2a	3	3a	3b	e1+e2		6	42+71	72	43+44a	12	15
						<b>GTI COMPATIBLE</b>		<b>IGNITION</b> 					
<b>CAR MAKE MODEL</b>	FROM	TO	SILCA REF.	SILCA REF.	SILCA REF.	COPY	GEN.	TRANSP. TYPE	FAST COPY PLUS RW4 PLUS FAST COPY/RW4	FAST COPY PLUS RW4 PLUS	FAST COPY RW4	STP	
For more info on the uses of car keys, refer to the Silca Electronic Keys Catalogue:													
<b>MITSUBISHI</b>													
MAGNA	1996	1999	MIT14BT5					PH	73	Y	Y		
MAGNA	1999	2005	MIT14BT14					PH / CR2	46				
MAGNA	1999	2005	TOY40MH	TOY40BTE	TOY40FH	Y	Y	PH / CR2	46	Y	P-BOX		
MIRAGE	1996	2002	MIT11RMH	MIT11RTE	MIT11RFH	Y	Y	TEXAS	4C	Y	P-BOX		
MIRAGE	1996	2002	MIT11RT4					TEXAS	4C				
MONTERO	1996	2000	MIT8T4					TEXAS	4C				
MONTERO	1996	2000	MIT8MH	MIT8TE	MIT8FH	Y	Y	TEXAS	4C	Y	P-BOX		
MONTERO	2001	2006	MIT8-PT					TEX / CR	60				
MONTERO	2001	2006	MIT8MH	MIT8TE	MIT8FH	Y	Y	TEX / CR	60	Y	P-BOX		
MONTERO	2002	2005	MIT8T19					TEX / CR	61				
MONTERO	2002	2003	MIT8T21					TEX / CR	62				
MONTERO	2002	2005	MIT8MH	MIT8TE	MIT8FH	Y	Y	TEX / CR	61	Y	P-BOX		
MONTERO	2002	2003	MIT8MH	MIT8TE	MIT8FH	Y	Y	TEX / CR	62	Y	P-BOX		
MONTERO IO	2000	2006	MIT11RT19					TEX / CR	61				
MONTERO IO	2000	2006	MIT11RMH	MIT11RTE	MIT11RFH	Y	Y	TEX / CR	61	Y	P-BOX		
MONTERO SPORT	2000	2002	MIT8MH	MIT8TE	MIT8FH	Y	Y	TEX / CR	60	Y	P-BOX		
MONTERO SPORT	2000	2002	MIT8-PT					TEX / CR	60				
MONTERO SPORT	2001	2004	MIT8T21					TEX / CR	62				
MONTERO SPORT	2001	2004	MIT8MH	MIT8TE	MIT8FH	Y	Y	TEX / CR	62	Y	P-BOX		
MONTERO SPORT	2002	2005	MIT8T19					TEX / CR	61				
MONTERO SPORT	2002	2005	MIT8MH	MIT8TE	MIT8FH	Y	Y	TEX / CR	61	Y	P-BOX		
NATIVA	2001	2002	MIT8-PT					TEX / CR	60				
NIMBUS	1998	1999	MIT8T4					TEXAS	4C				
NIMBUS	1998	1999	MIT8MH	MIT8TE	MIT8FH	Y	Y	TEXAS	4C	Y	P-BOX		
NIMBUS	1999	2002						TEX / CR	60				
OUTLANDER	2000	2003	MIT8-PT					TEX / CR	60				
OUTLANDER	2000	2003	MIT8MH	MIT8TE	MIT8FH	Y	Y	TEX / CR	60	Y	P-BOX		
OUTLANDER	2004	2006	MIT11RT19					TEX / CR	61				
OUTLANDER	2004	2006	MIT11RMH	MIT11RTE	MIT11RFH	Y	Y	TEX / CR	61	Y	P-BOX		
OUTLANDER	2006							PH / CR2	46				
OUTLANDER	2006		MIT11RMH	MIT11RTE	MIT11RFH	Y	Y	PH / CR2	46	Y	P-BOX		
PAJERO	1996	2000	MIT8T4					TEXAS	4C				
PAJERO	1996	2000	MIT8MH	MIT8TE	MIT8FH	Y	Y	TEXAS	4C	Y	P-BOX		
PAJERO	2000	2002	MIT8-PT					TEX / CR	60				
PAJERO	2000	2002	MIT8MH	MIT8TE	MIT8FH	Y	Y	TEX / CR	60	Y	P-BOX		
PAJERO	2002	2005	MIT8T19					TEX / CR	61				
PAJERO	2002	2003	MIT8T21					TEX / CR	62				
PAJERO	2002	2003	MIT8MH	MIT8TE	MIT8FH	Y	Y	TEX / CR	62	Y	P-BOX		
PAJERO	2002	2005	MIT8MH	MIT8TE	MIT8FH	Y	Y	TEX / CR	61	Y	P-BOX		
PAJERO	2006							PH / CR2	46				
PAJERO	2006		MIT8MH	MIT8TE	MIT8FH	Y	Y	PH / CR2	46	Y	P-BOX		
PAJERO IO	1999	2004	MIT11RT19					TEX / CR	61				
PAJERO IO	1999	2004	MIT11RMH	MIT11RTE	MIT11RFH	Y	Y	TEX / CR	61	Y	P-BOX		
PAJERO MINI [J]	1999		MIT11RT21					TEX / CR	62				
PAJERO MINI [J]	1999		MIT11RMH	MIT11RTE	MIT11RFH	Y	Y	TEX / CR	62	Y	P-BOX		
PAJERO PININ	1999	2004	MIT11RT21					TEX / CR	62				

FOR:  
PER:

# MITSUBISHI

**P337**  
537  
745

**P462**  
537  
745

**P443**  
537  
745

**P391**  
264

**P293**  
264

**Y164-PT**  
L . . . . 1-3580  
M . . . . 1-2618

**CY24TE** (TE KEY)  
L . . . . 1-3580  
M . . . . 1-2618

**CY24MH** (MH KEY)  
L . . . . 1-3580  
M . . . . 1-2618

**CY24FH** (FH FLIP)  
L . . . . 1-3580  
M . . . . 1-2618  
FT . . . . 1001-3000

**MIT8-PT**  
E . . . . 5001-7000  
E . . . . 7001-7700

**MIT8T4**  
E . . . . 5001-7000  
E . . . . 7001-7700

**MIT8T21**  
E . . . . 5001-7000  
E . . . . 7001-7700

**MIT8TE** (TE KEY)  
E . . . . 5001-7000  
E . . . . 7001-7700

**MIT8T19**  
E . . . . 5001-7000  
E . . . . 7001-7700

FOR:  
PER:

# MITSUBISHI

**P443**  
264

**P293**  
288

**P443**  
288

**P322**  
S765

**MIT8MH** (MH KEY)  
E . . . . 5001-7000  
E . . . . 7001-7700

**MIT8FH** (FH FLIP)  
E . . . . 5001-7000  
E . . . . 7001-7700

**MIT11RTE** (TE KEY) . . . . 30010-32009

**MIT11RT4** . . . . 30010-32009

**MIT11RMH** (MH KEY) . . . . 30010-32009

**MIT11RFH** (FH FLIP) . . . . 30010-32009

**MIT14BT5** . . . . 30001-31200

**MIT11RT19** . . . . 30010-32009

**MIT14BT14** . . . . 30001-31200



FOR:  
PER:

# MITSUBISHI

<p>P322 S232 S24</p>	<p>P443 480 S24 S232 S765 S819 S853 S1001 S1122 S1150 S1356</p>	<p>P391 480 S24 S232 S765 S819 S853 S1001 S1122 S1150 S1356</p>	<p>P391 264</p>	<p>P293 264</p>	<p>P443 264</p>	
<p><b>TOY40BTE</b> ..... 1-5000</p>	<p><b>TOY40MH</b> ..... 1-5000 L..... 0001-1000 G..... 0001-2500 J..... 0001-2500 K..... 0001-2500 P..... 0001-2500 ..... 30001-31200</p>	<p><b>TOY40FH</b> ..... 1-5000 L..... 0001-1000 J..... 0001-2500</p>	<p><b>MIT8-PT</b> E..... 5001-7000 E..... 7001-7700</p>	<p><b>MIT8T4</b> E..... 5001-7000 E..... 7001-7700</p>	<p><b>MIT8T19</b> E..... 5001-7000 E..... 7001-7700</p>	<p><b>MIT8MH</b> E..... 5001-7000 E..... 7001-7700</p>
			<p><b>MIT8TE</b> E..... 5001-7000 E..... 7001-7700</p>			

FOR:  
PER:

# MITSUBISHI

# MOSKVITCH

# NISSAN

<p>P322 S765</p>	<p>1499 23 26</p>	<p>P395 607 Master</p>	<p>607</p>
<p><b>MIT14BT5</b> ..... 30001-31200</p>	<p><b>NE20NP</b> ..... A/Z 04689 ..... A/Z 12357 A/Z ..... 12357 A/Z ..... A/Z 12357</p>	<p><b>NI02T</b> ..... 1-22185</p>	<p><b>NSN14AT25</b> ..... 1-22185</p>

1	2	2a	3	3a	3b	e1+e2	6	42+71	72	43+44a	12	15	
						GTI COMPATIBLE		IGNITION					
CAR MAKE MODEL	FROM	TO	SILCA REF.	SILCA REF.	SILCA REF.	COPY	GEN.	TRANSP. TYPE	FAST COPY PLUS RW4 PLUS FAST COPY/RW4	FAST COPY PLUS RW4 PLUS	FAST COPY RW4	STP	

For more info on the uses of car keys, refer to the Silca Electronic Keys Catalogue:

**MITSUBISHI**

SPACE STAR	1999	2005	HU56RT30 <small>see picture on page 220</small>		HU56RFH <small>see picture on page 220</small>			PH / CR	4M							
SPACE STAR	1999		MIT8-PT					TEX / CR	60							
SPACE WAGON	1998	1999	MIT8T4					TEXAS	4C							
SPACE WAGON	1998	1999	MIT8MH	MIT8TE	MIT8FH <small>see picture on page 220</small>	Y	Y	TEXAS	4C	Y		P-BOX				
SPACE WAGON	1999	2003	MIT8-PT					TEX / CR	60							
SPACE WAGON	1999	2003	MIT8MH	MIT8TE	MIT8FH <small>see picture on page 220</small>	Y	Y	TEX / CR	60	Y		P-BOX				
TRITON	1999		MIT8-PT					TEX / CR	60							
VERADA	2000	2002	MIT8-PT					TEX / CR	60							
VERADA	2002	2003	MIT8T19					TEX / CR	61							
VERADA	2002	2003	MIT8MH	MIT8TE	MIT8FH <small>see picture on page 220</small>	Y	Y	TEX / CR	61	Y		P-BOX				
VERADA (AUS)	1996	2000	MIT14BT5					PH	73	Y		Y				
VERADA (AUS)	2000	2002	MIT14BT14					PH / CR2	46							
VERADA (AUS)	2000	2002	TOY40MH	TOY40BTE	TOY40FH	Y	Y	PH / CR2	46	Y		P-BOX				

**MOSKVITCH**

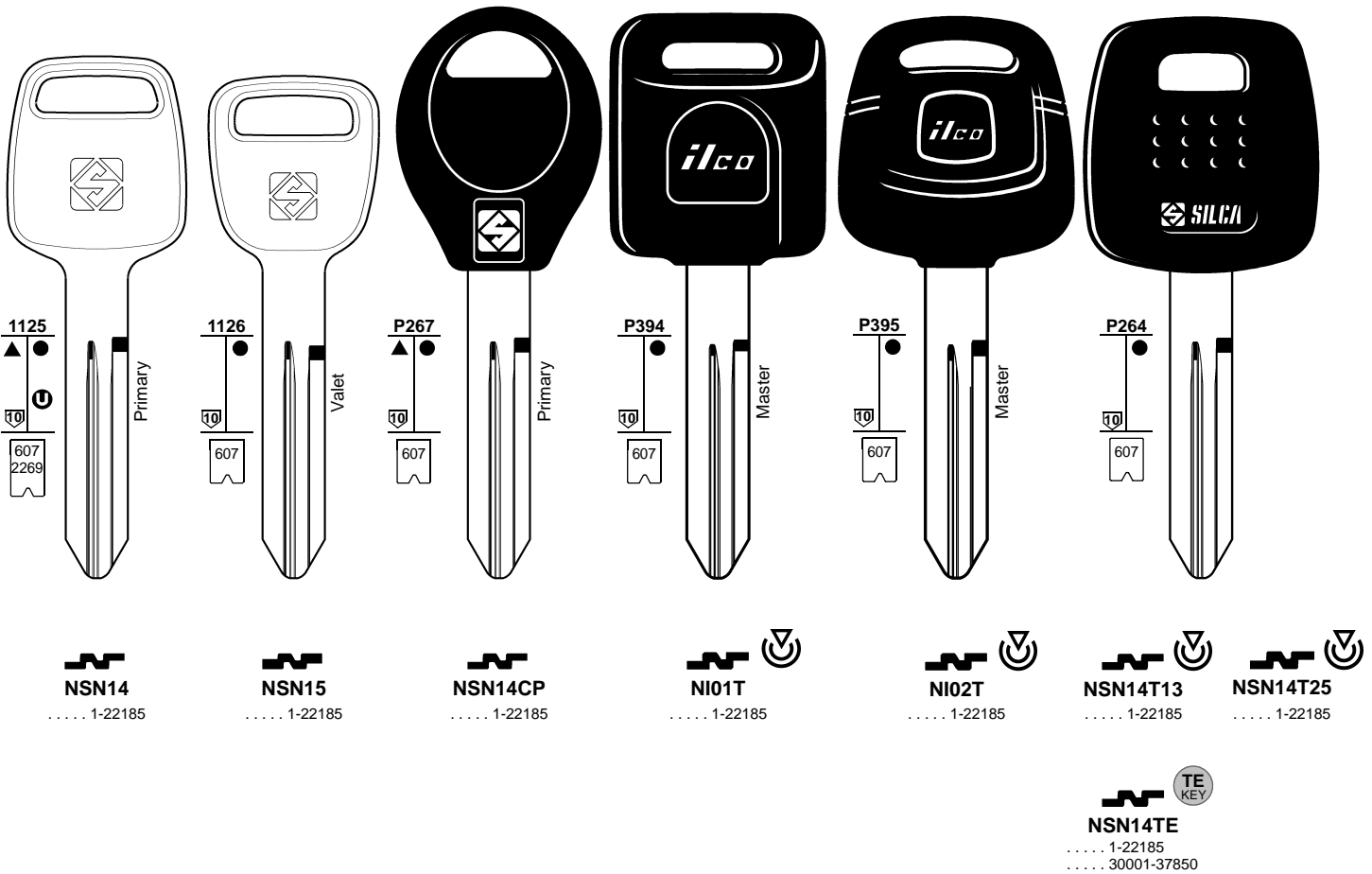
SOME MODELS	1995		NE20NP													
-------------	------	--	--------	--	--	--	--	--	--	--	--	--	--	--	--	--

**NISSAN**

350Z	2003	2009	NI02T					TEX / CR	60							
370Z	2009		SMARTKEY					PH / CR2	46							
ALMERA	1999	2000	NSN14AT25					PH / CR	41	Y		Y				

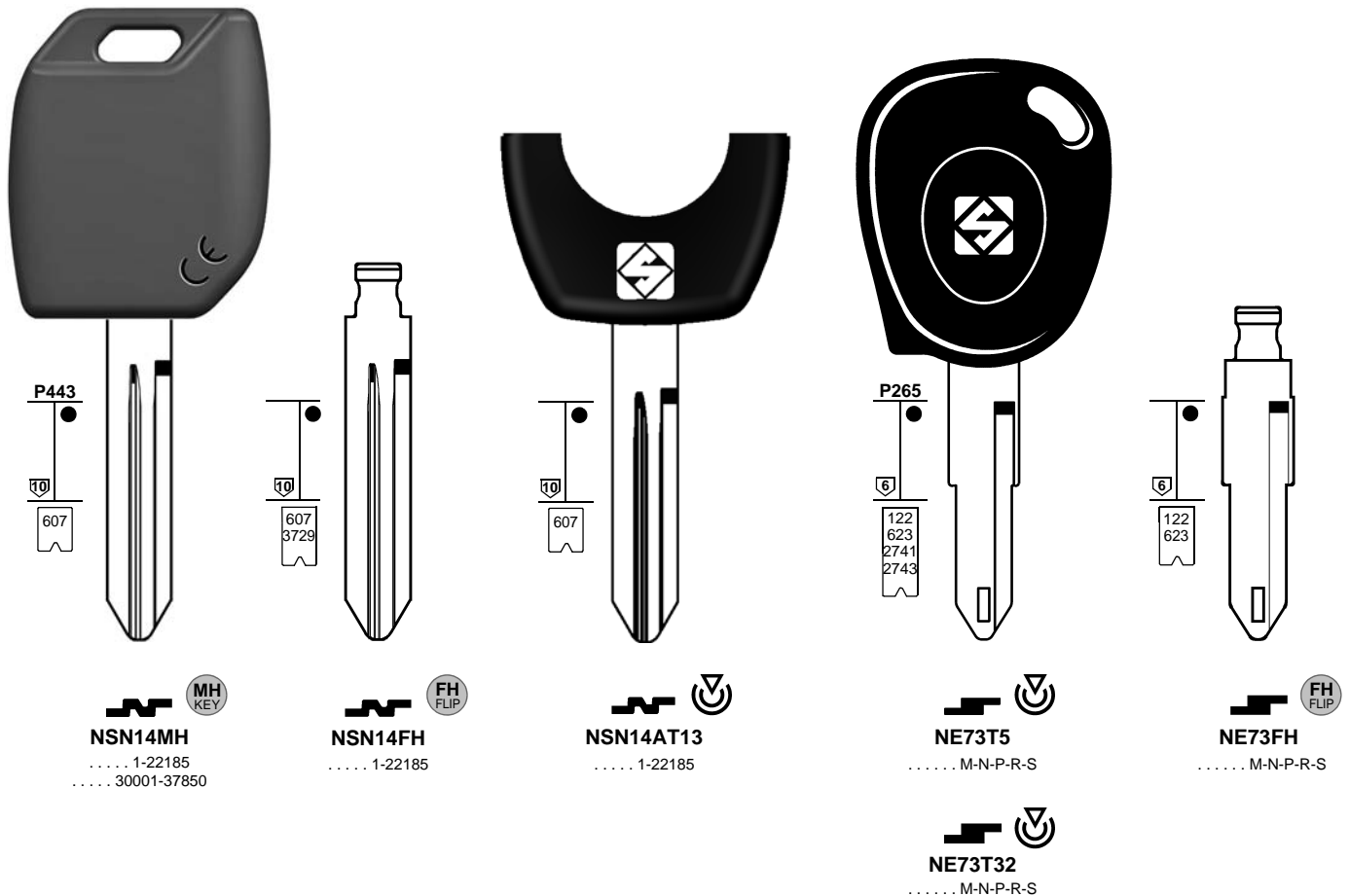
FOR:  
PER:

# NISSAN


















FOR:  
PER:

# NISSAN



NEIMAN - VALEO

1		2		2a		3		3a		3b		e1+e2		6		42+71		72		43+44a		12		15	
												<b>GTI COMPATIBLE</b>		<b>IGNITION</b> 											
<b>CAR MAKE MODEL</b>		FROM	TO	SILCA REF.	SILCA REF.	SILCA REF.	COPY	GEN.	TRANSP. TYPE	FAST COPY PLUS RW4 PLUS FAST COPY/RW4	FAST COPY PLUS RW4 PLUS	FAST COPY RW4	STP												
																									

For more info on the uses of car keys, refer to the Silca Electronic Keys Catalogue:

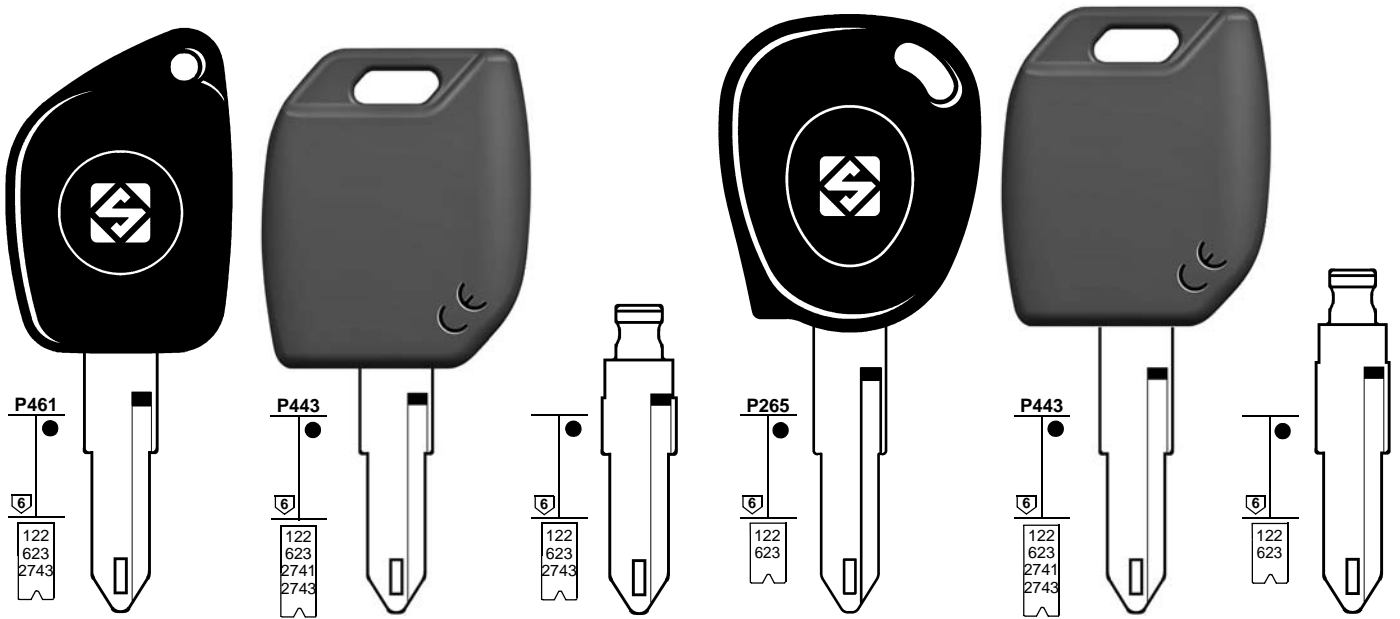


**NISSAN**

ALMERA	1999	2000	NSN14T25	NSN14TE	NSN14FH				PH / CR	41	Y	Y		
ALMERA	2000	2003	NSN14T13						TEX / CR	60				
ALMERA	2000	2003	NSN14AT13						TEX / CR	60				
ALMERA	2000	2003	NSN14MH	NSN14TE	NSN14FH	Y	Y		TEX / CR	60	Y		P-BOX	
ALMERA	2003	2006	NSN14T13						TEX / CR	XX				
ALMERA	2003	2006	NSN14MH	NSN14TE	NSN14FH	Y	Y		TEX / CR	XX	Y		P-BOX	
ALMERA TINO	2000	2003	NSN14AT13						TEX / CR	60				
ALMERA TINO	2000	2003	NSN14T13						TEX / CR	60				
ALMERA TINO	2000	2003	NSN14MH	NSN14TE	NSN14FH	Y	Y		TEX / CR	60	Y		P-BOX	
ALMERA TINO	2004	2006							PH / CR2	46				
ALMERA TINO	2004	2006	NSN14MH	NSN14TE	NSN14FH	Y			PH / CR2	46	Y		P-BOX	
ALTIMA	2001	2004	NI01T						TEX / CR	60				
CEDRIC	1995	1999	NSN14											
CEDRIC	1995	1999	NSN15											
CEDRIC	1995	1999	NSN14CP											
CEFIRO [J]	2000	2003	NI02T						TEX / CR	60				
GLORIA	1995	1999	NSN15											
GLORIA	1995	1999	NSN14CP											
GLORIA	1995	1999	NSN14											
INFINITI [J]	1997	1999							TEXAS	4C				
INTERSTAR	1998	2001	NE73T5		NE73FH				PH	33	Y		Y	
INTERSTAR	2002	2010	NE73T32						PH / CR2	46				

FOR:  
PER:

# NISSAN



**NE72ATE**

..... 1/9 . . . A/Z/A/Z MNPRS  
 ..... 0/90/9 MNPRS  
 ..... 1/9 . . . A/Z MNPRS  
 ..... 1/9 . . . A/Z MNPRS  
 ..... 1/9 . . . A/Z MNPRS  
 ..... 1/9 . . . A/Z/A/Z MNPRS  
 ..... 1/9 . . . A/Z MNPRS  
 ..... 1/9 . . . A/Z MNPRS  
 ..... 1/9 . . . A/Z MNPRS  
 ..... 1/9 . . . A/Z MNPRS



**NE72MH**

..... M-N-P-R-S  
 ..... 0/90/9 MNPRS  
 ..... 1/9 . . . A/Z MNPRS  
 ..... 1/9 . . . A/Z MNPRS  
 ..... 1/9 . . . A/Z MNPRS  
 ..... 1/9 . . . A/Z/A/Z MNPRS  
 ..... 1/9 . . . A/Z MNPRS  
 ..... 1/9 . . . A/Z MNPRS  
 ..... 1/9 . . . A/Z MNPRS  
 ..... 1/9 . . . A/Z MNPRS



**NE72FH**

..... 1/9 . . . A/Z/A/Z MNPRS  
 ..... 0/90/9 MNPRS  
 ..... 1/9 . . . A/Z MNPRS  
 ..... 1/9 . . . A/Z MNPRS  
 ..... 1/9 . . . A/Z MNPRS  
 ..... 1/9 . . . A/Z/A/Z MNPRS  
 ..... 1/9 . . . A/Z MNPRS  
 ..... 1/9 . . . A/Z MNPRS  
 ..... 1/9 . . . A/Z MNPRS  
 ..... 1/9 . . . A/Z MNPRS



**NE73TE**

..... M-N-P-R-S



**NE73MH**

..... M-N-P-R-S



**NE73FH**

..... M-N-P-R-S

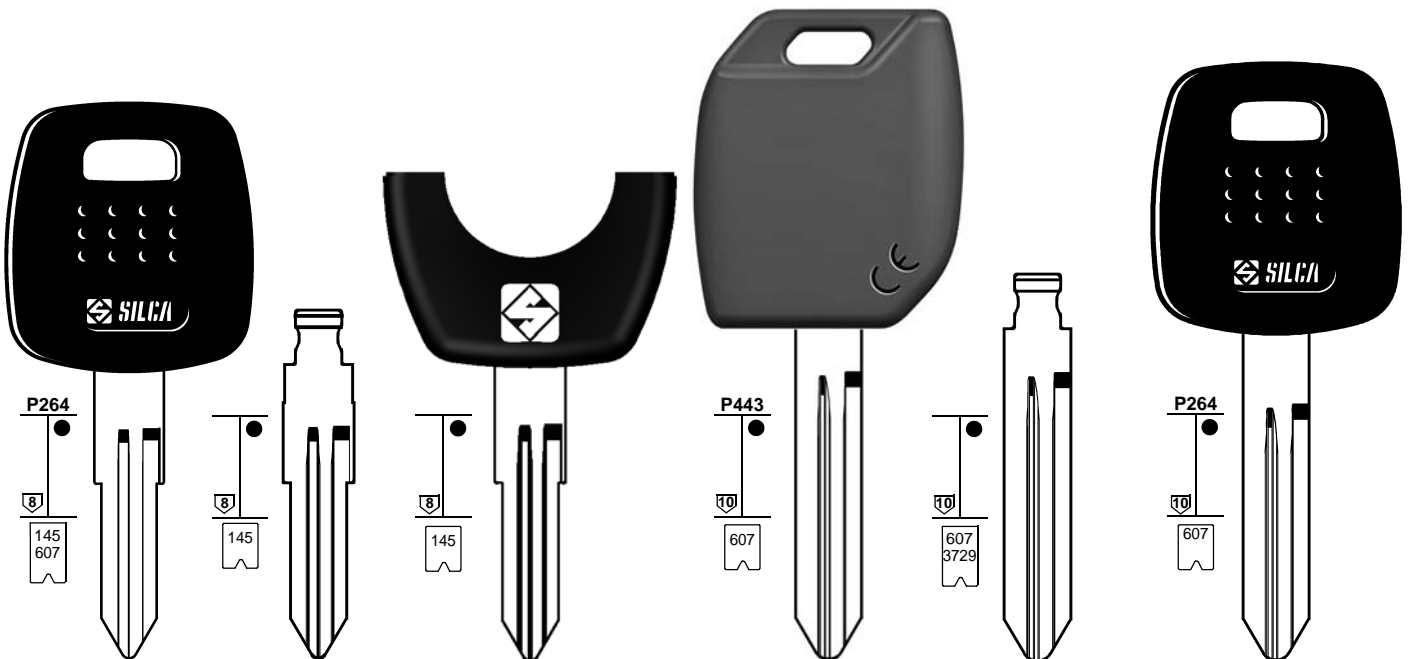
VALEO

VALEO

VALEO

FOR:  
PER:

# NISSAN



**NSN11T2**

X . . . . 1-8000  
 X . . . . 1-22185  
 X . . . . 30001-37850  
 X . . . . 8001-9000



**NSN11FH**

X . . . . 1-8000  
 X . . . . 8001-9000



**NSN11AT25**

X . . . . 1-8000  
 X . . . . 8001-9000



**NSN14MH**

..... 1-22185  
 ..... 30001-37850



**NSN14FH**

..... 1-22185



**NSN14TE**

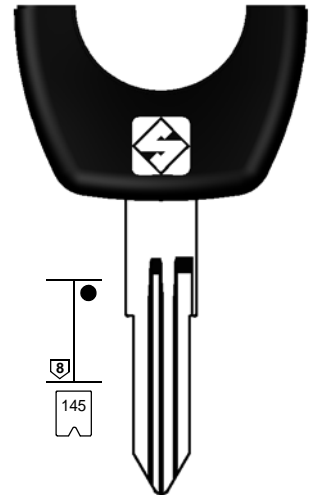
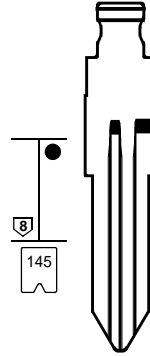
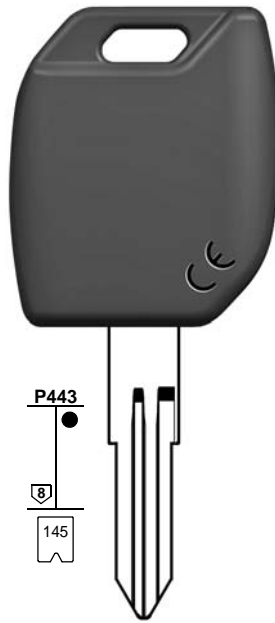
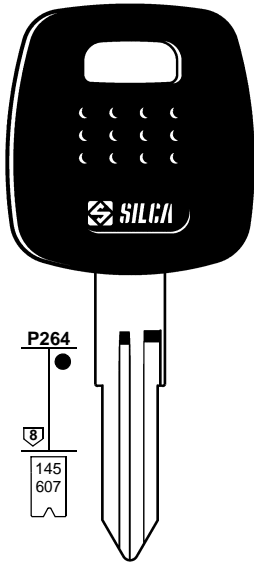
..... 1-22185  
 ..... 30001-37850



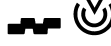



FOR:  
PER:


# NISSAN

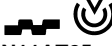



  
**NSN11T25**  
X . . . . 1-8000  
X . . . . 8001-9000

  
**NSN11T2**  
X . . . . 1-8000  
X . . . . 1-22185  
X . . . . 30001-37850  
X . . . . 8001-9000

  
**NSN11MH**  
X . . . . 1-8000  
X . . . . 8001-9000

  
**NSN11FH**  
X . . . . 1-8000  
X . . . . 8001-9000

  
**NSN11AT25**  
X . . . . 1-8000  
X . . . . 8001-9000

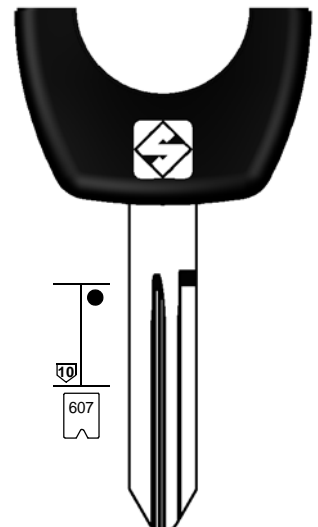
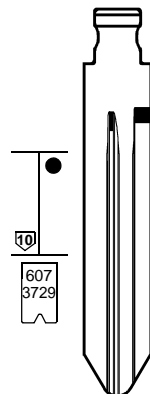
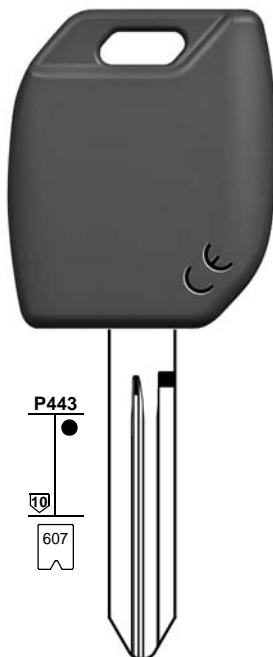
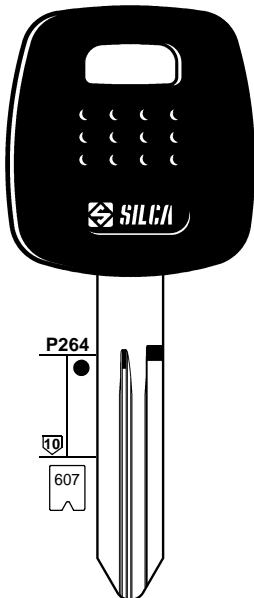
  
**NSN11TE**  
X . . . . 1-8000  
X . . . . 8001-9000

  
**NSN11T13**  
X . . . . 1-8000  
X . . . . 8001-9000

  
**NSN11AT13**  
X . . . . 1-8000  
X . . . . 8001-9000

FOR:  
PER:

# NISSAN



  
**NSN14T13**  
..... 1-22185

  
**NSN14T25**  
..... 1-22185

  
**NSN14MH**  
..... 1-22185  
..... 30001-37850

  
**NSN14FH**  
..... 1-22185

  
**NSN14AT13**  
..... 1-22185

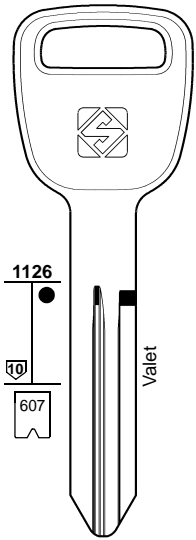
  
**NSN14TE**  
..... 1-22185  
..... 30001-37850

  
**NSN14AT25**  
..... 1-22185

1	2	2a	3	3a	3b	e1+e2		6	42+71	72	43+44a	12	15
						GTI COMPATIBLE		IGNITION					
CAR MAKE MODEL	FROM	TO	SILCA REF.	SILCA REF.	SILCA REF.	COPY	GEN.	TRANSP. TYPE	FAST COPY PLUS RW4 PLUS FAST COPY/RW4	FAST COPY PLUS RW4 PLUS	FAST COPY RW4	STP	
For more info on the uses of car keys, refer to the Silca Electronic Keys Catalogue:													
<b>NISSAN</b>													
MAXIMA	2000	2003	NSN11T25	NSN11TE	NSN11FH			PH / CR	41	Y	Y		
MICRA	1996	1998	NSN11T2		NSN11FH			PH	33	Y	Y	N-N	
MICRA	1998	2000	NSN11T25	NSN11TE	NSN11FH			PH / CR	41	Y	Y		
MICRA	1998	2000	NSN11AT25					PH / CR	41	Y	Y		
MICRA	2000	2003	NSN11T13					TEX / CR	60				
MICRA	2000	2003	NSN11AT13					TEX / CR	60				
MICRA	2000	2003	NSN11MH	NSN11TE	NSN11FH	Y	Y	TEX / CR	60	Y	P-BOX		
MICRA	2003		SMARTKEY					TEX / CR	XX				
MICRA	2003							PH / CR2	46				
MICRA	2003		NSN14MH	NSN14TE	NSN14FH	Y		PH / CR2	46	Y	P-BOX		
MICRA MARCH [J]	1996	1998	NSN11T2		NSN11FH			PH	33	Y	Y	N-N	
MICRA MARCH [J]	1998	2000	NSN11T25	NSN11TE	NSN11FH			PH / CR	41	Y	Y		
MICRA MARCH [J]	1998	2000	NSN11AT25					PH / CR	41	Y	Y		
MICRA MARCH [J]	2000	2003	NSN11AT13					TEX / CR	60				
MICRA MARCH [J]	2000	2003	NSN11T13					TEX / CR	60				
MICRA MARCH [J]	2000	2003	NSN11MH	NSN11TE	NSN11FH	Y	Y	TEX / CR	60	Y	P-BOX		
MICRA VAN	1998	2000	NSN11T25	NSN11TE	NSN11FH			PH / CR	41	Y	Y		
MICRA VAN	1998	2000	NSN11AT25					PH / CR	41	Y	Y		
MICRA VAN	2000	2003	NSN11T13					TEX / CR	60				
MICRA VAN	2000	2003	NSN11AT13					TEX / CR	60				
MICRA VAN	2000	2003	NSN11MH	NSN11TE	NSN11FH	Y	Y	TEX / CR	60	Y	P-BOX		
MURANO	2003	2007	NSN14AT13					TEX / CR	XX				
MURANO	2003	2007	NSN14T13					TEX / CR	XX				
MURANO	2003	2007	NSN14MH	NSN14TE	NSN14FH	Y	Y	TEX / CR	XX	Y	P-BOX		
MURANO	2009		SMARTKEY					PH / CR2	46				
NAVARA	2000	2003	NSN14T25	NSN14TE	NSN14FH			PH / CR	41	Y	Y		
NAVARA	2000	2003	NSN14AT25					PH / CR	41	Y	Y		
NAVARA	2003	2005	NSN14AT13					TEX / CR	60				
NAVARA	2003	2005	NSN14T13					TEX / CR	60				
NAVARA	2003	2005	NSN14T13					TEX / CR	XX				
NAVARA	2003	2005	NSN14AT13					TEX / CR	XX				
NAVARA	2003	2005	NSN14MH	NSN14TE	NSN14FH	Y	Y	TEX / CR	60	Y	P-BOX		
NAVARA	2003	2005	NSN14MH	NSN14TE	NSN14FH	Y	Y	TEX / CR	XX	Y	P-BOX		
NAVARA	2005							PH / CR2	46				
NAVARA	2005		NSN14MH	NSN14TE	NSN14FH	Y		PH / CR2	46	Y	P-BOX		
NOTE	2006							PH / CR2	46				
NOTE	2006		SMARTKEY					TEX / CR	XX				
NOTE	2006		NSN14MH	NSN14TE	NSN14FH	Y		PH / CR2	46	Y	P-BOX		
NP300	2010							PH / CR2	46				
NP300	2010		NSN14MH	NSN14TE	NSN14FH	Y		PH / CR2	46	Y	P-BOX		
NV400	2011							PH / CR2	46				

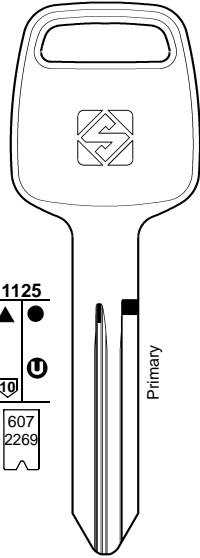
FOR:  
PER:

# NISSAN



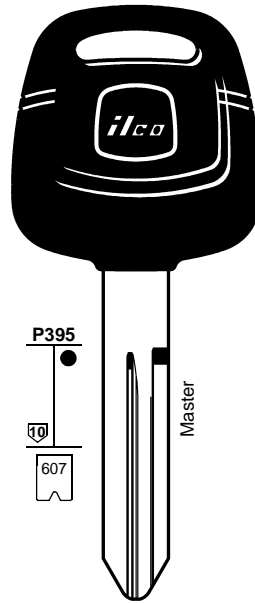
**NSN15**

..... 1-22185



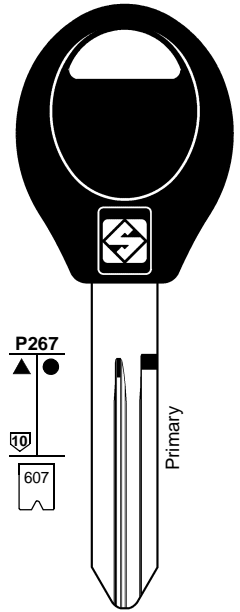
**NSN14**

..... 1-22185



**NI02T**

..... 1-22185

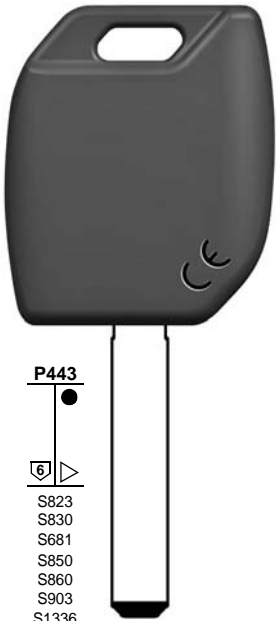


**NSN14CP**

..... 1-22185

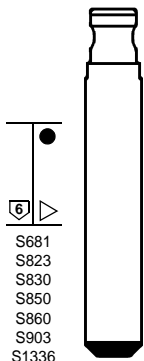
FOR:  
PER:

# NISSAN



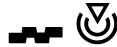
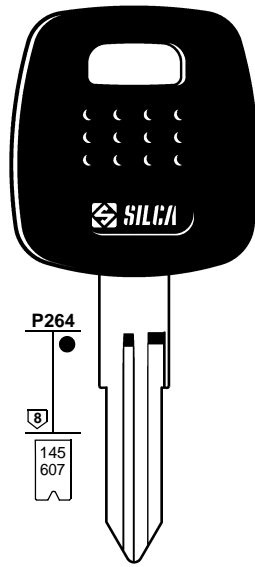
**VA6MH**

..... 1234Q5678H  
..... ABCDEF  
..... 12897-A9999



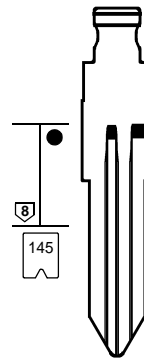
**VA6FH**

..... 12897-A9999  
..... ABCDEF  
..... 1234Q5678H



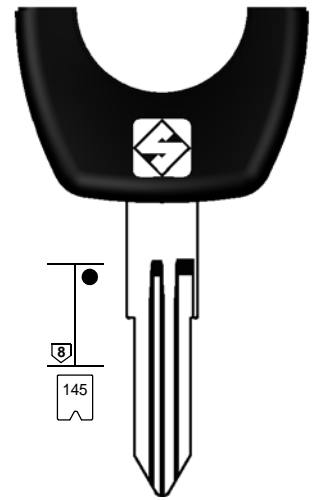
**NSN11T2**

X ..... 1-8000  
..... 1-22185  
..... 30001-37850  
X ..... 8001-9000



**NSN11T25**

X ..... 1-8000  
X ..... 8001-9000



**NSN11FH**

X ..... 1-8000  
X ..... 8001-9000



**NSN11AT25**

X ..... 1-8000  
X ..... 8001-9000



**NSN11TE**

X ..... 1-8000  
X ..... 8001-9000

HUF - VALEO





FOR:  
PER:



# NISSAN



P264



   
**NSN14T13**  
 ..... 1-22185

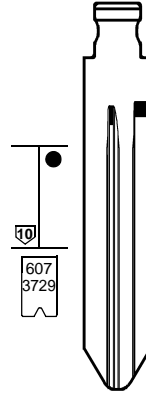
   
**NSN14T25**  
 ..... 1-22185



P443



   
**NSN14MH**  
 ..... 1-22185  
 ..... 30001-37850



   
**NSN14FH**  
 ..... 1-22185



P607



   
**NSN14AT13**  
 ..... 1-22185

   
**NSN14TE**  
 ..... 1-22185  
 ..... 30001-37850

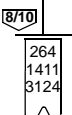
   
**NSN14AT25**  
 ..... 1-22185



FOR:  
PER:

# NISSAN



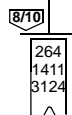
P361





   
**HU133RT14**  
 ..... 50001-51308  
 U ..... 1-2000  
 IP ..... 5001-6308



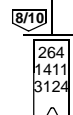
P460





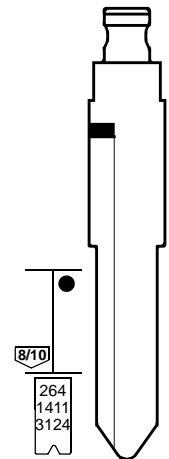
   
**HU133RTE**  
 ..... 50001-51308  
 U ..... 1-2000  
 IP ..... 5001-6308





P443



   
**HU133RMH**  
 ..... 50001-51308  
 U ..... 1-2000  
 IP ..... 5001-6308



   
**HU133RFH**  
 ..... 50001-51308  
 U ..... 1-2000  
 IP ..... 5001-6308

HUF

HUF

1	2	2a	3	3a	3b	e1+e2		6	42+71	72	43+44a	12	15
						<b>GTI COMPATIBLE</b>		<b>IGNITION</b>					
CAR MAKE MODEL	FROM	TO	SILCA REF.	SILCA REF.	SILCA REF.	COPY	GEN.	TRANSP. TYPE	FAST COPY PLUS RW4 PLUS FAST COPY/RW4	FAST COPY PLUS RW4 PLUS	FAST COPY RW4	STP	

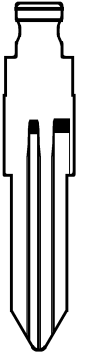

For more info on the uses of car keys, refer to the Silca Electronic Keys Catalogue:

### NISSAN

<b>PATHFINDER</b>	2005		NSN14MH	NSN14TE	NSN14FH	Y		PH / CR2	46	Y	P-BOX		
<b>PATROL</b>	1998	2003	NSN14AT25					PH / CR	41	Y	Y		
<b>PATROL</b>	1998	2003	NSN14T25	NSN14TE	NSN14FH			PH / CR	41	Y	Y		
<b>PATROL</b>	2004		NSN14T13					TEX / CR	XX				
<b>PATROL</b>	2004		NSN14AT13					TEX / CR	XX				
<b>PATROL</b>	2004		NSN14MH	NSN14TE	NSN14FH	Y	Y	TEX / CR	XX	Y	P-BOX		
<b>PIXO</b>	2009		HU133RT14					PH / CR2	46				
<b>PIXO</b>	2009		HU133RMH	HU133RTE	HU133RFH	Y	Y	PH / CR2	46	Y	P-BOX		

FOR:  
PER:

# NISSAN



P265

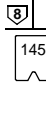

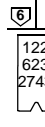
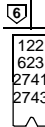
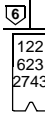
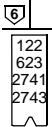
P461

P443

P264

P264

P264



**NE73T32**

..... M-N-P-R-S



**NE72ATE**

..... 1/9 . . . A/ZA/ MNPRS  
..... 0/90/9 MNPRS  
..... 1/9 . . . A/Z MNPRS  
..... 1/9 . . . A/Z MNPRS  
..... 1/9 . . . A/Z MNPRS  
..... 1/9 . . . A/Z MNPRS  
..... 1/9 . . . A/Z MNPRS  
..... 1/9 . . . A/Z MNPRS



**NE72MH**

..... M-N-P-R-S  
..... 0/90/9 MNPRS  
..... 1/9 . . . A/Z MNPRS  
..... 1/9 . . . A/Z MNPRS  
..... 1/9 . . . A/ZA/ MNPRS  
..... 1/9 . . . A/Z MNPRS  
..... 1/9 . . . A/Z MNPRS  
..... 1/9 . . . A/Z MNPRS  
..... 1/9 . . . A/Z MNPRS



**NE72FH**

..... 1/9 . . . A/ZA/ MNPRS  
..... 0/90/9 MNPRS  
..... 1/9 . . . A/Z MNPRS  
..... 1/9 . . . A/Z MNPRS  
..... 1/9 . . . A/Z MNPRS  
..... 1/9 . . . A/Z MNPRS  
..... 1/9 . . . A/Z MNPRS  
..... 1/9 . . . A/Z MNPRS



**NSN11T2**

X . . . . 1-8000  
..... 1-22185  
..... 30001-37850  
X . . . . 8001-9000



**NSN11FH**

X . . . . 1-8000  
X . . . . 8001-9000

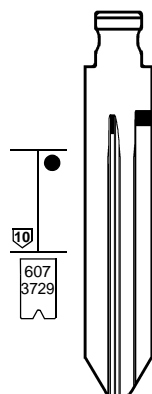
VALEO

VALEO

VALEO

FOR:  
PER:

# NISSAN



P264

P443

P264

P264

607

607

607

607



**NSN14T13**

..... 1-22185



**NSN14T25**

..... 1-22185



**NSN14MH**

..... 1-22185  
..... 30001-37850



**NSN14FH**

..... 1-22185



**NSN14AT13**

..... 1-22185



**NSN14TE**

..... 1-22185  
..... 30001-37850



**NSN14T5**

















..... 1-22185



**NSN14AT25**

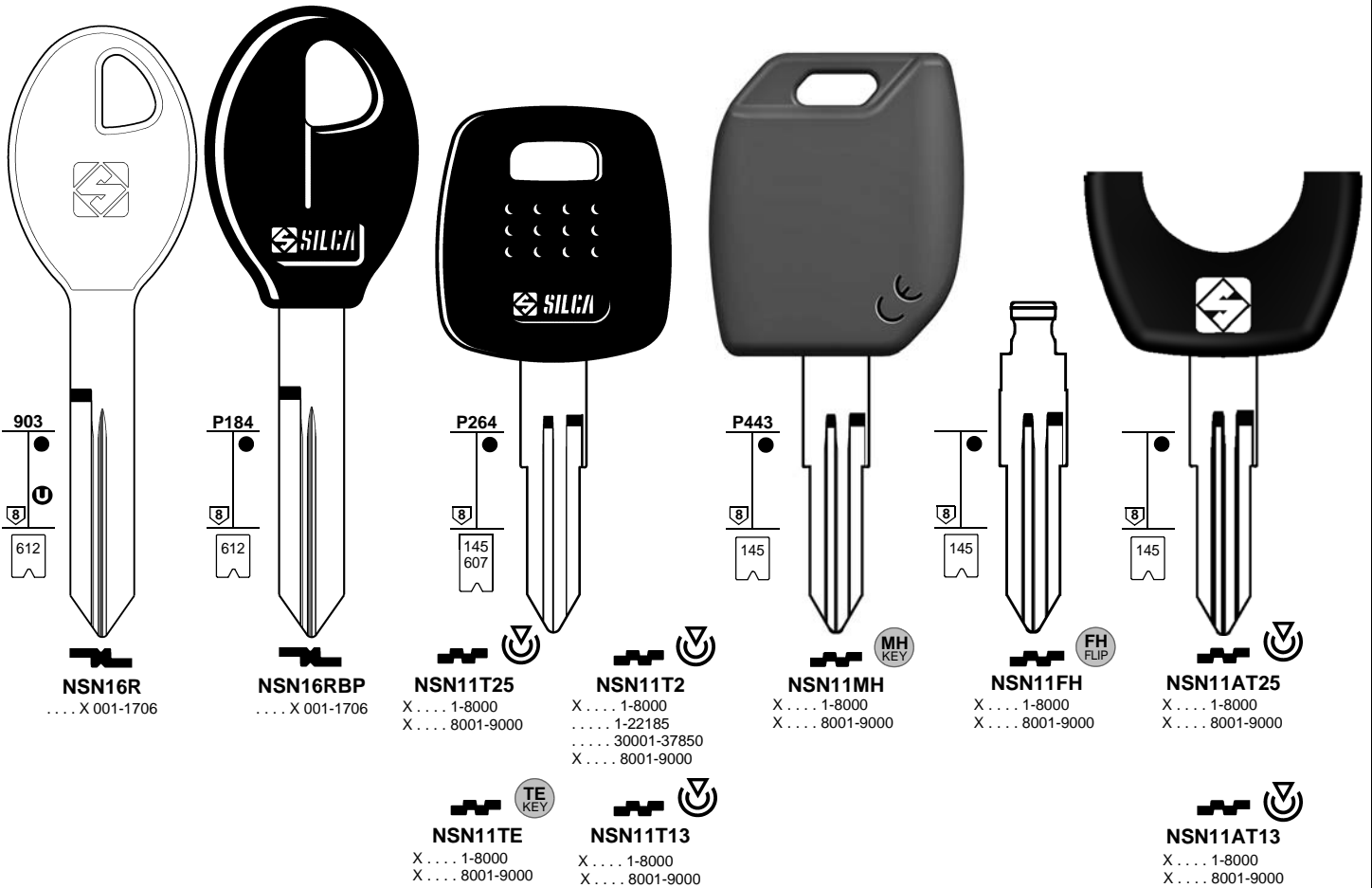
..... 1-22185



1	2	2a	3	3a	3b	e1+e2		6	42+71	72	43+44a	12	15
						<b>GTI COMPATIBLE</b>		<b>IGNITION</b> 					
<b>CAR MAKE MODEL</b>	FROM	TO	SILCA REF.	SILCA REF.	SILCA REF.	COPY	GEN.	TRANSP. TYPE	FAST COPY PLUS RW4 PLUS FAST COPY/RW4	FAST COPY PLUS RW4 PLUS	FAST COPY RW4	STP	
													
For more info on the uses of car keys, refer to the Silca Electronic Keys Catalogue: 													
<b>NISSAN</b>													
<b>PRIMASTAR</b>	2003		<b>NE73T32</b>					PH / CR2	46				
<b>PRIMASTAR</b>	2003		<b>NE72MH</b>	<b>NE72ATE</b>	<b>NE72FH</b>	Y	Y	PH / CR2	46	Y	P-BOX		
<b>PRIMERA</b>	1995	1996	<b>NSN11T2</b>		<b>NSN11FH</b>			PH	33	Y	Y	N-N	
<b>PRIMERA</b>	1997	1998	<b>NSN14T5</b>	<b>NSN14TE</b>	<b>NSN14FH</b>			PH	33	Y	Y	N-N	
<b>PRIMERA</b>	1998	2000	<b>NSN14AT13</b>					TEX / CR	60				
<b>PRIMERA</b>	1998	2000	<b>NSN14T13</b>					TEX / CR	60				
<b>PRIMERA</b>	1998	2000	<b>NSN14MH</b>	<b>NSN14TE</b>	<b>NSN14FH</b>	Y	Y	TEX / CR	60	Y	P-BOX		
<b>PRIMERA</b>	2000	2002	<b>NSN14AT25</b>					PH / CR	41	Y	Y		
<b>PRIMERA</b>	2000	2002	<b>NSN14T25</b>	<b>NSN14TE</b>	<b>NSN14FH</b>			PH / CR	41	Y	Y		
<b>PRIMERA</b>	2002	2008						PH / CR2	46				
<b>PRIMERA</b>	2002	2008	<b>NSN14MH</b>	<b>NSN14TE</b>	<b>NSN14FH</b>	Y		PH / CR2	46	Y	P-BOX		
<b>PULSAR</b>	1995	1996	<b>NSN11T2</b>		<b>NSN11FH</b>			PH	33	Y	Y	N-N	
<b>PULSAR</b>	1997	1998	<b>NSN14T5</b>	<b>NSN14TE</b>	<b>NSN14FH</b>			PH	33	Y	Y	N-N	
<b>PULSAR</b>	1998	2000	<b>NSN14AT13</b>					TEX / CR	60				
<b>PULSAR</b>	1998	2000	<b>NSN14T13</b>					TEX / CR	60				
<b>PULSAR</b>	1998	2000	<b>NSN14MH</b>	<b>NSN14TE</b>	<b>NSN14FH</b>	Y	Y	TEX / CR	60	Y	P-BOX		
<b>PULSAR</b>	2000	2004	<b>NSN14T25</b>	<b>NSN14TE</b>	<b>NSN14FH</b>			PH / CR	41	Y	Y		
<b>PULSAR</b>	2000	2004	<b>NSN14AT25</b>					PH / CR	41	Y	Y		
<b>QASHQAI</b>	2007							PH / CR2	46				
<b>QASHQAI</b>	2007		<b>SMARTKEY</b>					TEX / CR	XX				
<b>QASHQAI</b>	2007		<b>NSN14MH</b>	<b>NSN14TE</b>	<b>NSN14FH</b>	Y		PH / CR2	46	Y	P-BOX		

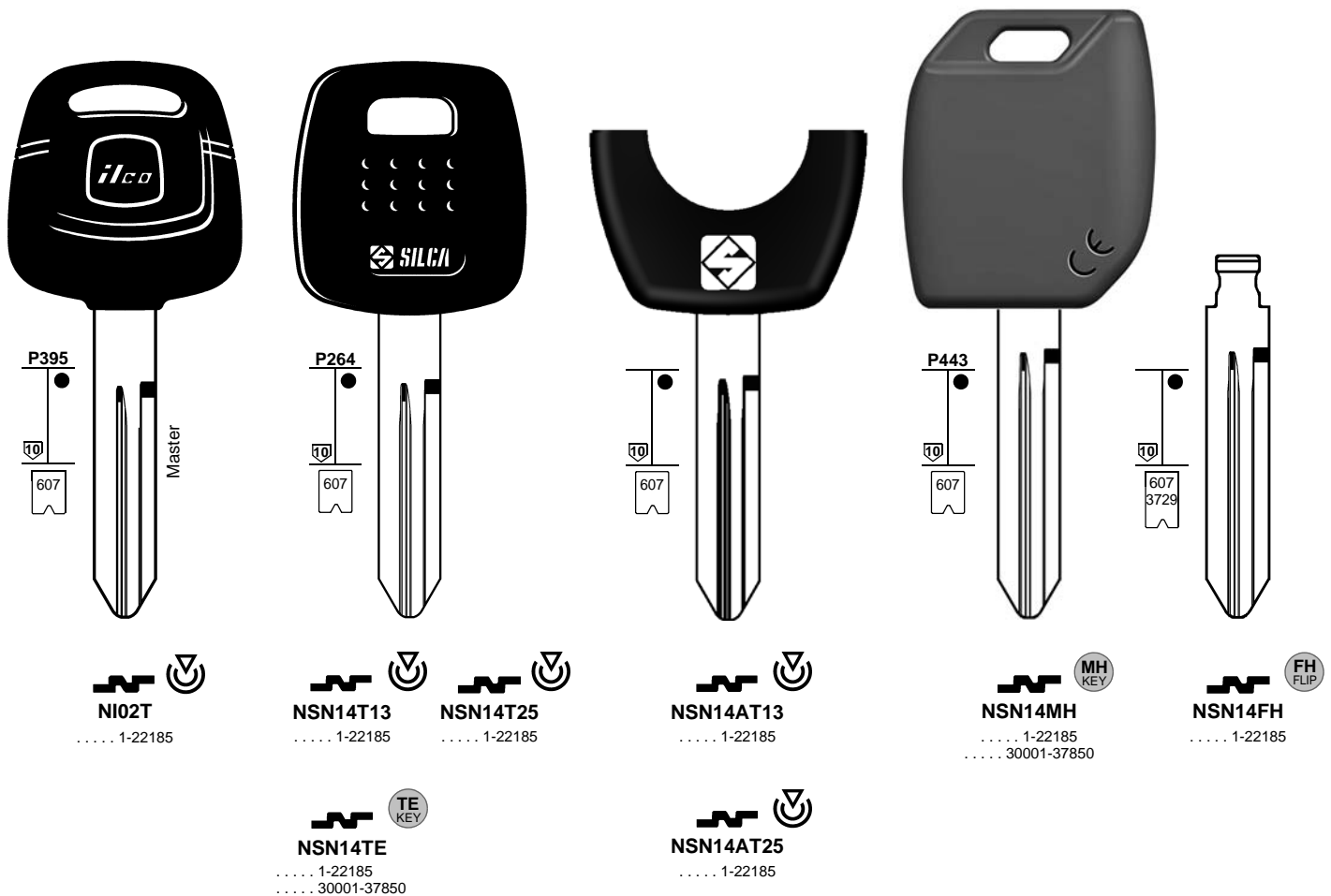
FOR:  
PER:

















# NISSAN



FOR:  
PER:

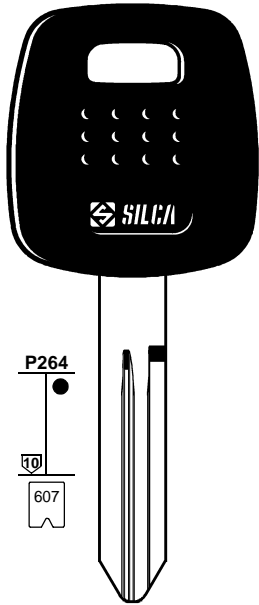
# NISSAN



1	2	2a	3	3a	3b	e1+e2		6	42+71	72	43+44a	12	15
						<b>GTI COMPATIBLE</b>		<b>IGNITION</b> 					
<b>CAR MAKE MODEL</b>	FROM	TO	SILCA REF.	SILCA REF.	SILCA REF.	COPY	GEN.	TRANSP. TYPE	FAST COPY PLUS RW4 PLUS FAST COPY/RW4	FAST COPY PLUS RW4 PLUS	FAST COPY RW4	STP	
													
For more info on the uses of car keys, refer to the Silca Electronic Keys Catalogue: 													
NISSAN													
QUEST	1996	2003	NSN16R										
QUEST	1996	2003	NSN16RBP										
SENTRA	2000	2006	NI02T					TEX / CR	60				
SERENA	1996	1999	NSN11T2		NSN11FH			PH	33	Y	Y	N-N	
SUNNY [J]	1996	1998	NSN11T2		NSN11FH			PH	33	Y	Y	N-N	
TERRANO II	1995	1998	NSN11T2		NSN11FH			PH	33	Y	Y	N-N	
TERRANO II	1998	2001	NSN11T25	NSN11TE	NSN11FH			PH / CR	41	Y	Y		
TERRANO II	1998	2001	NSN11AT25					PH / CR	41	Y	Y		
TERRANO II	2002	2006	NSN11T13					TEX / CR	60				
TERRANO II	2002	2006	NSN11AT13					TEX / CR	60				
TERRANO II	2002	2006	NSN11MH	NSN11TE	NSN11FH	Y	Y	TEX / CR	60	Y	P-BOX		
VANETTE	2000		NSN11T13					TEX / CR	60				
VANETTE	2000		NSN11AT13					TEX / CR	60				
VANETTE	2000		NSN11MH	NSN11TE	NSN11FH	Y	Y	TEX / CR	60	Y	P-BOX		
VANETTE CARGO	1996	1999	NSN11T2		NSN11FH			PH	33	Y	Y	N-N	
VANETTE CARGO	1999	2000	NSN11AT25					PH / CR	41	Y	Y		
VANETTE CARGO	1999	2000	NSN11T25	NSN11TE	NSN11FH			PH / CR	41	Y	Y		
VANETTE CARGO	2000		NSN11AT13					TEX / CR	60				
VANETTE CARGO	2000		NSN11T13					TEX / CR	60				
VANETTE CARGO	2000		NSN11MH	NSN11TE	NSN11FH	Y	Y	TEX / CR	60	Y	P-BOX		
XTERRA	2000	2004	NSN14T13					TEX / CR	60				
XTERRA	2000	2004	NSN14MH	NSN14TE	NSN14FH	Y	Y	TEX / CR	60	Y	P-BOX		
X-TRAIL	2001	2003	NSN14AT13					TEX / CR	60				
X-TRAIL	2001	2003	NSN14T13					TEX / CR	60				
X-TRAIL	2001	2003	NSN14MH	NSN14TE	NSN14FH	Y	Y	TEX / CR	60	Y	P-BOX		
X-TRAIL	2004		NSN14T13					TEX / CR	XX				
X-TRAIL	2004		NSN14AT13					TEX / CR	XX				
X-TRAIL	2004		NSN14MH	NSN14TE	NSN14FH	Y	Y	TEX / CR	XX	Y	P-BOX		
X-TRAIL [J]	1998	2000	NSN14T25	NSN14TE	NSN14FH			PH / CR	41	Y	Y		
X-TRAIL [J]	1998	2000	NSN14AT25					PH / CR	41	Y	Y		

FOR:  
PER:

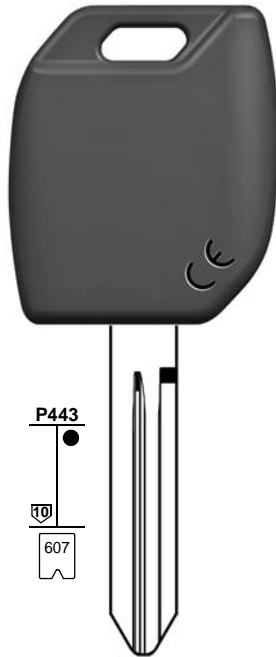
# NISSAN USA



P264  
607

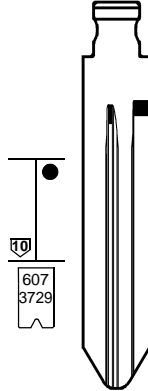
**NSN14T14**  
..... 1-22185

**NSN14TE**  
..... 1-22185  
..... 30001-37850



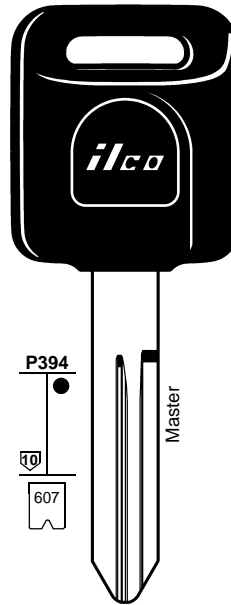
P443  
607

**NSN14MH**  
..... 1-22185  
..... 30001-37850



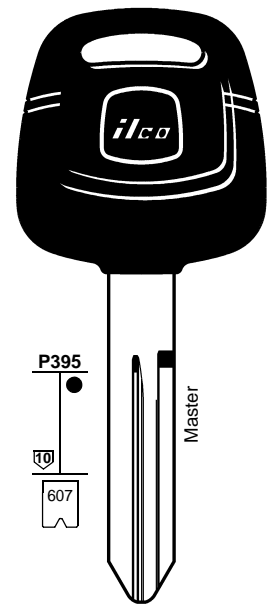
P394  
607 3729

**NSN14FH**  
..... 1-22185



P394  
607

**NI01T**  
..... 1-22185

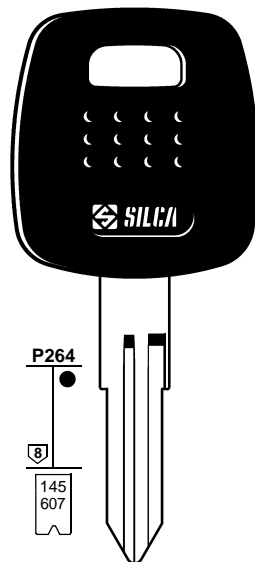


P395  
607

**NI02T**  
..... 1-22185

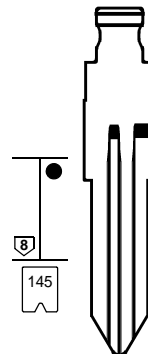
FOR:  
PER:

# NISSAN USA



P264  
145 607

















**NSN11T2**  
X ..... 1-8000  
..... 1-22185  
..... 30001-37850  
X ..... 8001-9000



P264  
145

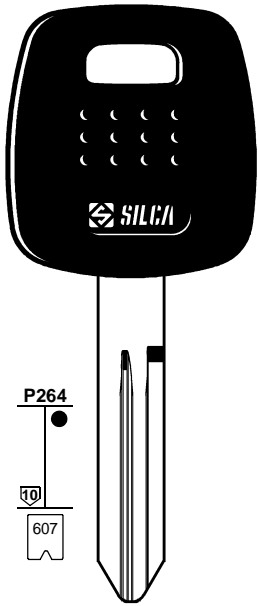
**NSN11FH**  
X ..... 1-8000  
X ..... 8001-9000

VALEO

1	2	2a	3	3a	3b	e1+e2		6	42+71	72	43+44a	12	15
						GTI COMPATIBLE		IGNITION 					
CAR MAKE MODEL	FROM	TO	SILCA REF.	SILCA REF.	SILCA REF.	COPY	GEN.	TRANSP. TYPE	FAST COPY PLUS RW4 PLUS FAST COPY/RW4	FAST COPY PLUS RW4 PLUS	FAST COPY RW4	STP	
													
For more info on the uses of car keys, refer to the Silca Electronic Keys Catalogue: 													
<b>NISSAN USA</b>													
350Z	2003	2009	NSN14T14					PH / CR2	46				
350Z	2003	2009	NSN14MH	NSN14TE	NSN14FH	Y	Y	PH / CR2	46	Y	P-BOX		
ALTIMA	2000	2004	NI01T					TEX / CR	60				
ALTIMA	2005	2006	NSN14T14					PH / CR2	46				
ALTIMA	2005	2006	NSN14MH	NSN14TE	NSN14FH	Y	Y	PH / CR2	46	Y	P-BOX		
ALTIMA	2007		SMARTKEY					PH / CR2	46				
ARMADA	2004		NSN14T14					PH / CR2	46				
ARMADA	2004		NSN14MH	NSN14TE	NSN14FH	Y	Y	PH / CR2	46	Y	P-BOX		
ARMADA	2008		SMARTKEY					PH / CR2	46				
CUBE	2009		SMARTKEY					PH / CR2	46				
CUBE	2009		NSN14T14					PH / CR2	46				
CUBE	2009		NSN14MH	NSN14TE	NSN14FH	Y	Y	PH / CR2	46	Y	P-BOX		
FRONTIER	2002	2005	NI02T					TEX / CR	60				
FRONTIER	2002	2005	NSN14MH	NSN14TE	NSN14FH	Y	Y	TEX / CR	60	Y	P-BOX		
FRONTIER	2005		NSN14T14					PH / CR2	46				
FRONTIER	2005		NSN14MH	NSN14TE	NSN14FH	Y	Y	PH / CR2	46	Y	P-BOX		
JUKE	2011		SMARTKEY					PH / CR2	46				
JUKE	2011		NSN14T14					PH / CR2	46				
JUKE	2011		NSN14MH	NSN14TE	NSN14FH	Y	Y	PH / CR2	46	Y	P-BOX		
LIVINA	2007		NSN14T14					PH / CR2	46				
LIVINA	2007		SMARTKEY					PH / CR2	46				
LIVINA	2007		NSN14MH	NSN14TE	NSN14FH	Y	Y	PH / CR2	46	Y	P-BOX		
MAXIMA	1995	2000	NSN11T2		NSN11FH			PH	33	Y	Y	N-N	
MAXIMA	2000	2003	NI02T					TEX / CR	60				
MAXIMA	2000	2003	NSN14MH	NSN14TE	NSN14FH	Y	Y	TEX / CR	60	Y	P-BOX		
MAXIMA	2004	2007	NSN14T14					PH / CR2	46				
MAXIMA	2004	2007	NSN14MH	NSN14TE	NSN14FH	Y	Y	PH / CR2	46	Y	P-BOX		
MAXIMA	2009		SMARTKEY					PH / CR2	46				
MURANO	2003	2008	NSN14T14					PH / CR2	46				
MURANO	2003	2008	NSN14MH	NSN14TE	NSN14FH	Y	Y	PH / CR2	46	Y	P-BOX		
MURANO	2005	2008	SMARTKEY					PH / CR2	46				
NV Series	2012		NSN14T14					PH / CR2	46				
NV Series	2012		NSN14MH	NSN14TE	NSN14FH	Y	Y	PH / CR2	46	Y	P-BOX		
PATHFINDER	1999	2004	NI02T					TEX / CR	60				
PATHFINDER	1999	2004	NI01T					TEX / CR	60				
PATHFINDER	2005		NSN14T14					PH / CR2	46				
PATHFINDER	2005		NSN14MH	NSN14TE	NSN14FH	Y	Y	PH / CR2	46	Y	P-BOX		
PATHFINDER	2008		SMARTKEY					PH / CR2	46				
QUEST	2004	2010	NSN14T14					PH / CR2	46				
QUEST	2004	2010	NSN14MH	NSN14TE	NSN14FH	Y	Y	PH / CR2	46	Y	P-BOX		
QUEST	2011		SMARTKEY					PH / CR2	46				
ROGUE	2007		SMARTKEY					PH / CR2	46				
ROGUE	2007		NSN14T14					PH / CR2	46				
ROGUE	2007		NSN14MH	NSN14TE	NSN14FH	Y	Y	PH / CR2	46	Y	P-BOX		
SENTRA	2000	2006	NI02T					TEX / CR	60				
SENTRA	2007		SMARTKEY					PH / CR2	46				

FOR:  
PER:

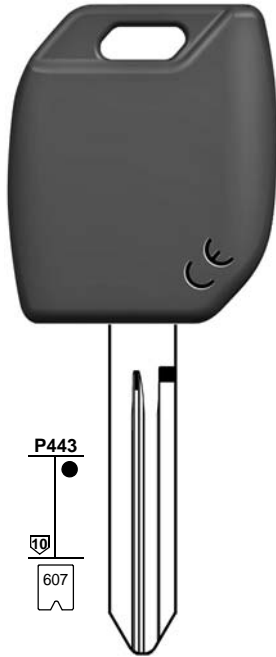
# NISSAN USA



P264  
607

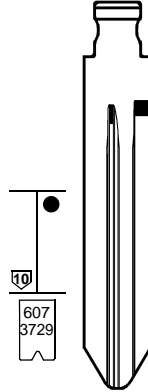
**NSN14T14**  
..... 1-22185

**NSN14TE**  
..... 1-22185  
..... 30001-37850



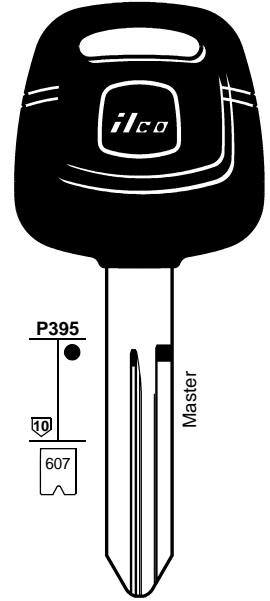
P443  
607

**NSN14MH**  
..... 1-22185  
..... 30001-37850



607  
3729

**NSN14FH**  
..... 1-22185

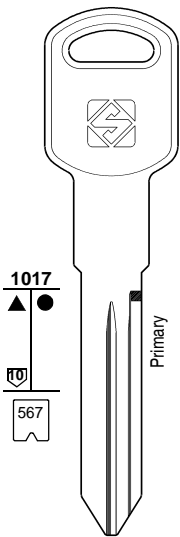


P395  
607  
Master

**NI02T**  
..... 1-22185

FOR:  
PER:

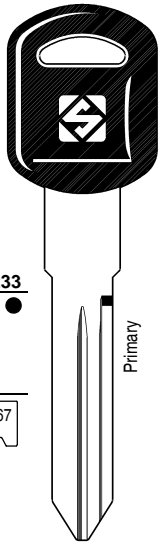
# OLDSMOBILE



1017  
567

..... AA00-7T51  
..... S000A-S711K

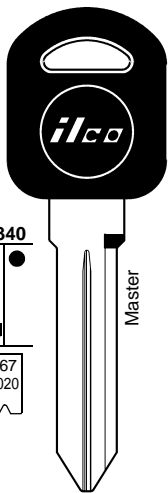
**GM39**



P233  
567

..... AA00-7T51  
..... S000A-S711K

**GM39EP**

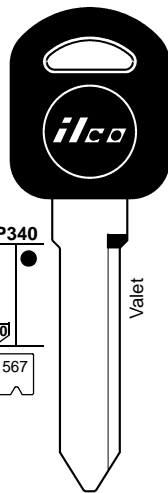


P340  
567  
2020

..... 1-1988  
H..... 1-3988  
O..... 5000-6999  
..... S000A-S711K

**B97-PT**

**B97-PT5**

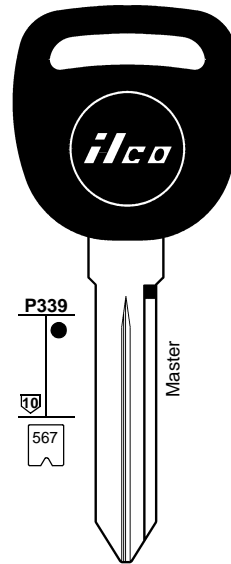


P340  
567

..... 1-1988  
H..... 1-3988  
O..... 5000-6999  
..... S000A-S711K

**B98-PT**

**B98-PT5**

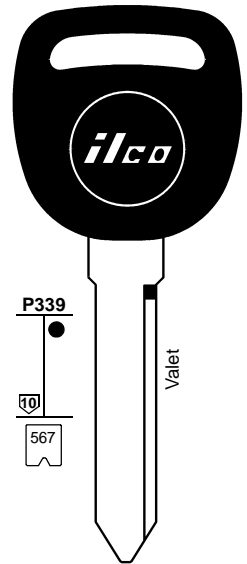


P339  
567

..... 1-1988  
H..... 1-3988  
O..... 5000-6999  
..... S000A-S711K

**B99-PT**

**B99-PT5**



P339  
567

..... 1-1988  
H..... 1-3988  
O..... 5000-6999  
..... S000A-S711K

**B100-PT**

**B100-PT5**

**BRIGGS & STRATTON  
GENERAL MOTORS**

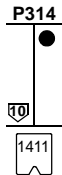
**BRIGGS & STRATTON**

**BRIGGS & STRATTON**



FOR:  
PER:

# OPEL-VAUXHALL

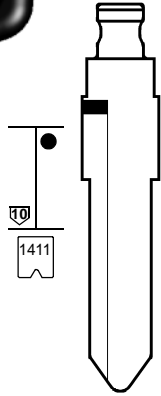


**HU87RT5**  
.....  
50001-51308

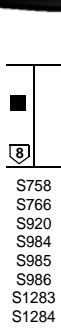
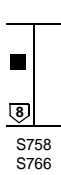



**HU87RT12**  
.....  
50001-51308

HUF - VALEO

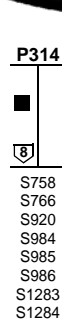


**HU87RFH**  
..... 50001-51308



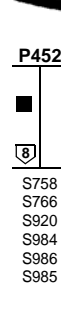
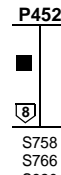
**HU100BT12**  
Z .... 1-2000  
Z .... 2001-4000  
Z .... 4001-6000  
..... 0001-3679

HUF - VALEO



**HU100T12**  
Z .... 1-2000  
Z .... 2001-4000  
Z .... 4001-6000  
..... 0001-3679

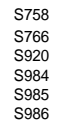
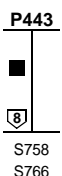
HUF - VALEO



**HU100TE**  
Z .... 1-2000  
Z .... 2001-4000  
Z .... 4001-6000

FOR:  
PER:

# OPEL-VAUXHALL



**HU100MH**  
Z .... 1-2000  
Z .... 2001-4000  
Z .... 4001-6000

HUF - VALEO



**HU100FH**  
Z .... 1-2000  
Z .... 2001-4000  
Z .... 4001-6000  
..... 0001-3679


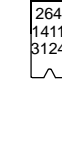
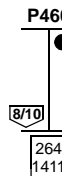


**HU133RT12**  
..... 50001-51308



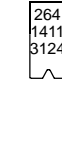
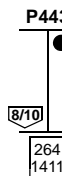
**HU133RT14**  
..... 50001-51308  
IP .... 5001-6308  
U .... 1-2000

HUF


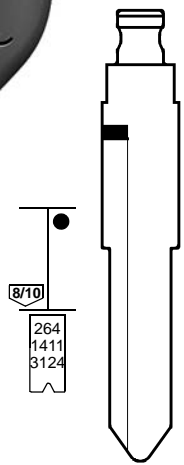


**HU133RTE**  
..... 50001-51308  
U .... 1-2000  
IP .... 5001-6308

HUF



**HU133RMH**  
..... 50001-51308  
U .... 1-2000  
IP .... 5001-6308



**HU133RFH**  
..... 50001-51308  
U .... 1-2000  
IP .... 5001-6308

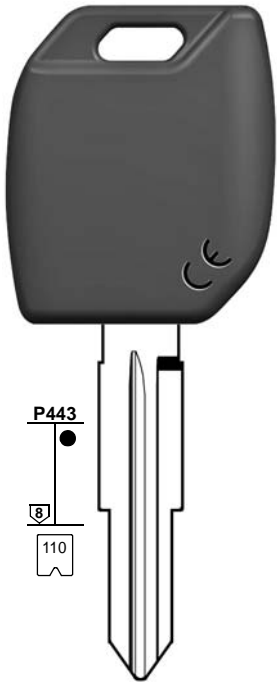
HUF





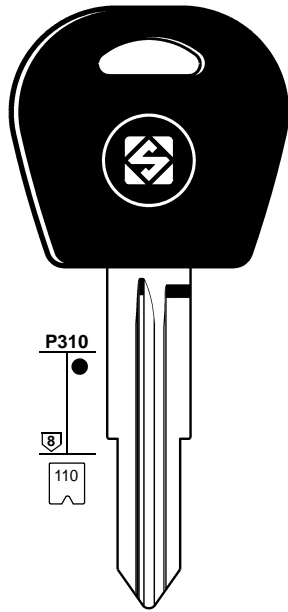
FOR:  
PER:

# OPEL-VAUXHALL



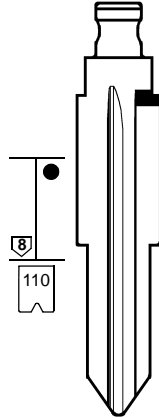
P443  
8  
110

**DWO5MH**  
T . . . . 1-1200



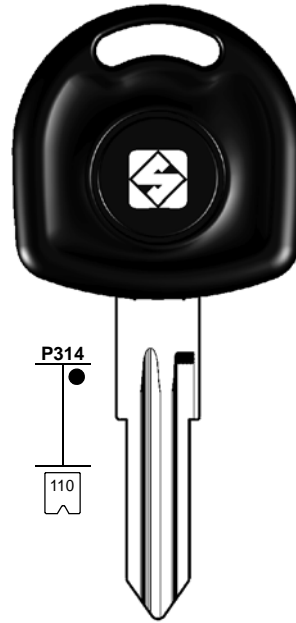
P310  
8  
110

**DWO5TE**  
T . . . . 1-1200



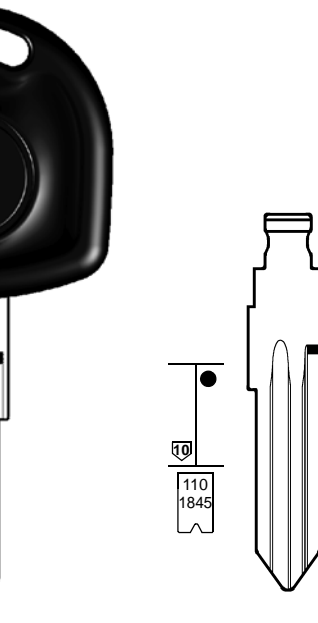
8  
110

**DWO5FH**  
T . . . . 1-1200  
L . . . . 1-1200  
V . . . . 1-1200  
V . . . . 2001-3200



P314  
8  
110

**HU46T2**  
S . . . . 1-5200  
S . . . . 5298-6300



10  
110  
1845

**HU46T9**  
S . . . . 1-5200  
S . . . . 5298-6300

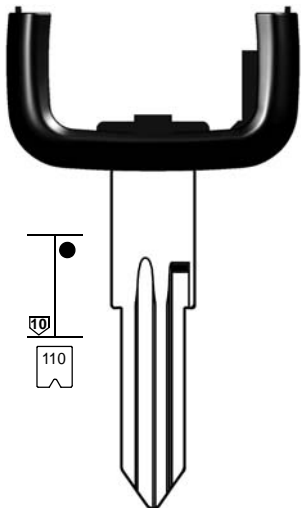
**HU46FH**  
S . . . . 5298-6300  
S . . . . 1-5200

**HU46T12**  
S . . . . 1-5200  
S . . . . 5298-6300

HUF - WITTE

FOR:  
PER:

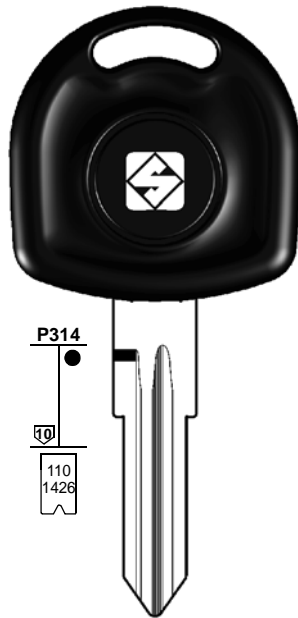
# OPEL-VAUXHALL



10  
110

**HU46AT9**  
S . . . . 1-5200  
S . . . . 5298-6300

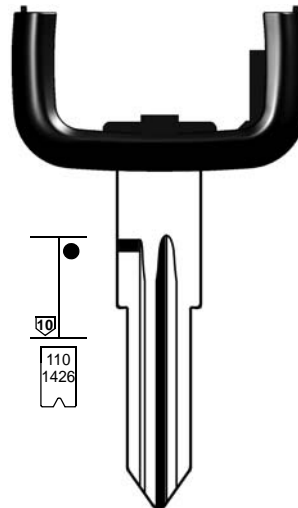
HUF - VALEO



P314  
10  
110  
1426

**HU46AT12**  
S . . . . 1-5200  
S . . . . 5298-6300

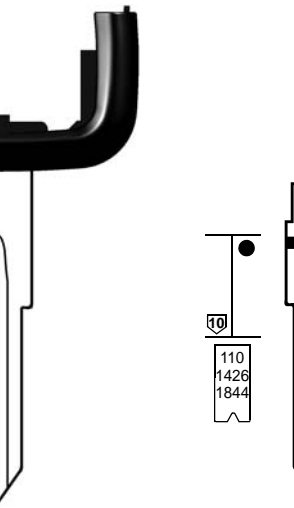
VALEO - YMOS



10  
110  
1426

**YM28AT9**  
D . . . . 1-5200  
S . . . . 1-5200  
S . . . . 5298-6300  
S . . . . 1002-3997  
S . . . . 4000-5874

HUF - VALEO



10  
110  
1426  
1844

**YM28AT12**  
D . . . . 1-5200  
S . . . . 1-5200  
S . . . . 5298-6300  
S . . . . 1002-3997  
S . . . . 4000-5874

HUF - VALEO

**YM28FH**  
D . . . . 1-5200  
D . . . . 1002-3997  
D . . . . 4000-5874  
D . . . . 1-5200



FOR:  
PER:

# OPEL-VAUXHALL

**YM27T2**  
Y .....  
WY ..... 1-3000

**HU43T2**  
H ..... 0001-3000  
WH ..... 0001-3000

**HU43FH**  
H ..... 1-3000  
WH ..... 1-3000  
WY ..... 1-3000  
Y ..... 1-3000

**HU46T2**  
S ..... 1-5200  
S ..... 5298-6300

**HU46AT12**  
S ..... 1-5200  
S ..... 5298-6300

**HU46FH**  
S ..... 5298-6300  
S ..... 1-5200

**HU46T12**  
S ..... 1-5200  
S ..... 5298-6300

**YMOS**                      **HUF - YMOS**                      **HUF**                      **HUF - VALEO**                      **WITTE**

FOR:  
PER:

# OPEL-VAUXHALL

**HU100TE**  
Z ..... 1-2000  
Z ..... 2001-4000  
Z ..... 4001-6000

**HU100MH**  
Z ..... 1-2000  
Z ..... 2001-4000  
Z ..... 4001-6000

**HU100FH**  
Z ..... 1-2000  
Z ..... 2001-4000  
Z ..... 4001-6000  
..... 0001-3679

**NE73T5**  
..... M-N-P-R-S

**NE73FH**  
..... M-N-P-R-S

**HUF - VALEO**                      **HUF - VALEO**                      **NEIMAN - VALEO**



FOR:  
PER:

# OPEL-VAUXHALL

**HU46T12**  
S ..... 1-5200  
S ..... 5298-6300

**HU46T2**  
S ..... 1-5200  
S ..... 5298-6300

**HU46T9**  
S ..... 1-5200  
S ..... 5298-6300

**HU46FH**  
S ..... 5298-6300  
S ..... 1-5200

**HU46AT9**  
S ..... 1-5200  
S ..... 5298-6300

**HU46BT12**  
S ..... 1-5200  
S ..... 5298-6300

**HU100BT12**  
Z ..... 1-2000  
Z ..... 2001-4000  
Z ..... 4001-6000  
..... 0001-3679

WITTE                      WITTE                      HUF - VALEO

FOR:  
PER:

# OPEL-VAUXHALL

**HU100T12**  
Z ..... 1-2000  
Z ..... 2001-4000  
Z ..... 4001-6000  
..... 0001-3679

**HU100TE**  
Z ..... 1-2000  
Z ..... 2001-4000  
Z ..... 4001-6000  
..... 0001-3679  
(head code P452)

**HU100MH**  
Z ..... 1-2000  
Z ..... 2001-4000  
Z ..... 4001-6000

**HU100FH**  
Z ..... 1-2000  
Z ..... 2001-4000  
Z ..... 4001-6000  
..... 0001-3679

**YM28AT9**  
D ..... 1-5200  
S ..... 1-5200  
S ..... 5298-6300  
..... 1002-3997  
..... 4000-5874

**YM28T2**  
D ..... 1-5200  
S ..... 1-5200  
S ..... 5298-6300  
..... 1002-3997  
..... 4000-5874

**YM28FH**  
D ..... 1-5200  
..... 1002-3997  
..... 4000-5874  
D ..... 1-5200

HUF - VALEO                      VALEO - YMOS                      HUF - VALEO



FOR:  
PER:

# OPEL-VAUXHALL

**P299**  
264

**P276**  
262

**P452**  
S758  
S766  
S920  
S984  
S985  
S986  
S1283  
S1284

**P443**  
3579  
S758  
S766  
S920  
S984  
S985  
S986

**HU100TE**  
Z ... 1-2000  
Z ... 2001-4000  
Z ... 4001-6000

**HU100MH**  
Z ... 1-2000  
Z ... 2001-4000  
Z ... 4001-6000

**HU100FH**  
Z ... 1-2000  
Z ... 2001-4000  
Z ... 4001-6000  
... 0001-3679

**GM15T5**  
N ... 5001-7000

**HON58RT6**  
... 5001-8442

**HON58RFH**  
... 5001-8442  
... 10001-15000

**HU100T12**  
Z ... 1-2000  
Z ... 2001-4000  
Z ... 4001-6000  
... 0001-3679  
(head code P314)

HUF - VALEO

FOR:  
PER:

# OPEL-VAUXHALL

**P265**  
122  
623  
2741  
2743

**P265**  
122  
623

**P443**  
122  
623  
2741  
2743

**HU100BT12**  
Z ... 1-2000  
Z ... 2001-4000  
Z ... 4001-6000  
... 0001-3679

**HU46BT12**  
S ... 1-5200  
S ... 5298-6300

**NE73T5**  
..... M-N-P-R-S

**NE73T32**  
..... M-N-P-R-S

**NE73TE**  
..... M-N-P-R-S

**NE73MH**  
..... M-N-P-R-S

**NE73FH**  
..... M-N-P-R-S

NEIMAN - VALEO



1	2	2a	3	3a	3b	e1+e2	6	42+71	72	43+44a	12	15	
						GTI COMPATIBLE		IGNITION					
CAR MAKE MODEL	FROM	TO	SILCA REF.	SILCA REF.	SILCA REF.	COPY	GEN.	TRANSP. TYPE	FAST COPY PLUS RW4 PLUS FAST COPY/RW4	FAST COPY PLUS RW4 PLUS	FAST COPY RW4	STP	

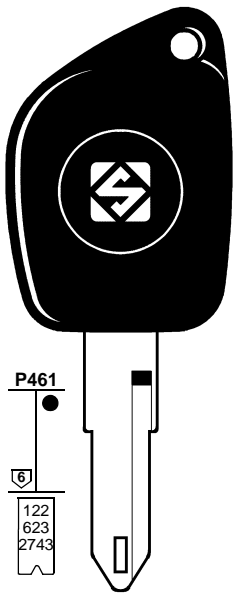
For more info on the uses of car keys, refer to the Silca Electronic Keys Catalogue:

### OPEL-VAUXHALL

FRONTERA	1996	1999	GM15T5					MEG	13	Y	Y	Meg	
FRONTERA	1999	2003	HON58RT6		HON58RFH			MEG / CR	48				
INSIGNA	2008							PH / CR2	46				
INSIGNA	2008		HU100MH	HU100TE	HU100FH	Y		PH / CR2	46	Y	P-BOX		
MERIVA	2002	2004	HU46BT12					PH / CR	40				
MERIVA	2004	2010	HU100T12		HU100FH			PH / CR	40				
MERIVA	2004	2010	HU100BT12					PH / CR	40				
MERIVA	2010							PH / CR2	46				
MERIVA	2010		HU100MH	HU100TE	HU100FH	Y		PH / CR2	46	Y	P-BOX		
MOKKA	2012							PH / CR2	46				
MOKKA	2012		HU100MH	HU100TE	HU100FH	Y		PH / CR2	46	Y	P-BOX		
MOVANO	1998	2001	NE73T5		NE73FH			PH	33	Y	Y	S-O	
MOVANO	2002	2010	NE73T32					PH / CR2	46				
MOVANO	2002	2010	NE73MH	NE73TE	NE73FH	Y	Y	PH / CR2	46	Y	P-BOX		

FOR:  
PER:

# OPEL-VAUXHALL



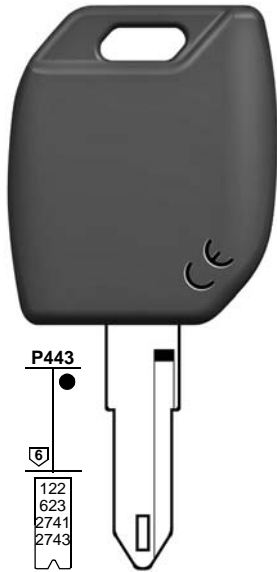
P461

122  
623  
2743



**NE72ATE**

..... 1/9 . . A/ZA/Z MNPRS  
..... 0/90/9 MNPRS  
..... 1/9 . . A/Z MNPRS  
..... 1/9 . . A/Z MNPRS  
..... 1/9 . . A/Z MNPRS  
..... 1/9 . . A/Z MNPRS  
..... 1/9 . . A/Z MNPRS  
..... 1/9 . . A/Z MNPRS



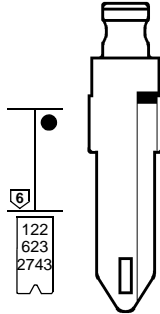
P443

122  
623  
2741  
2743



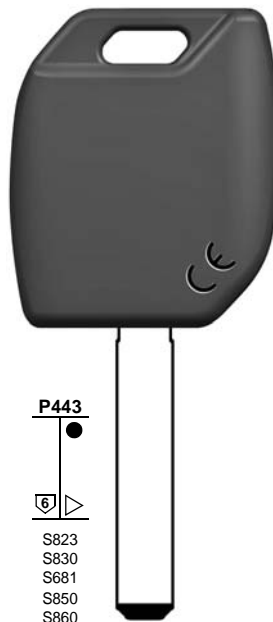
**NE72MH**

..... M-N-P-R-S  
..... 0/90/9 MNPRS  
..... 1/9 . . A/Z MNPRS  
..... 1/9 . . A/Z MNPRS  
..... 1/9 . . A/ZA/Z MNPRS  
..... 1/9 . . A/Z MNPRS  
..... 1/9 . . A/Z MNPRS  
..... 1/9 . . A/Z MNPRS  
..... 1/9 . . A/Z MNPRS



**NE72FH**

..... 1/9 . . A/ZA/Z MNPRS  
..... 0/90/9 MNPRS  
..... 1/9 . . A/Z MNPRS  
..... 1/9 . . A/Z MNPRS  
..... 1/9 . . A/Z MNPRS  
..... 1/9 . . A/Z MNPRS  
..... 1/9 . . A/Z MNPRS  
..... 1/9 . . A/Z MNPRS



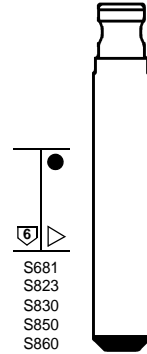
P443

S823  
S830  
S681  
S850  
S860  
S903  
S1336



**VA6MH**

..... 1234Q5678H  
..... ABCDEF  
..... 12897-A9999



**VA6FH**

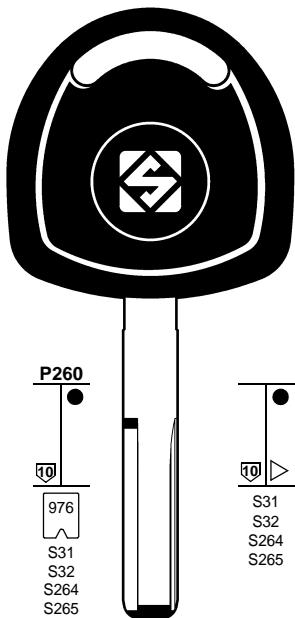
..... 12897-A9999  
..... ABCDEF  
..... 1234Q5678H

VALEO

HUF - VALEO

FOR:  
PER:

# OPEL-VAUXHALL



P260

976  
S31  
S32  
S264  
S265



**HU43T2**

H . . . . . 0001-3000  
WH . . . . . 0001-3000

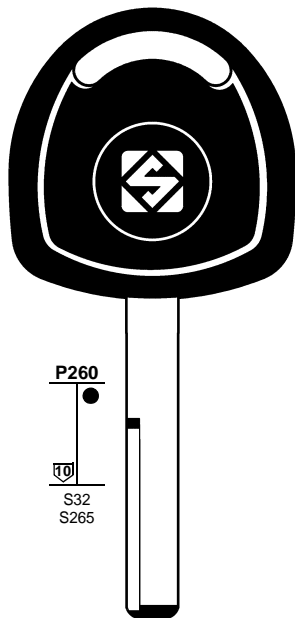


S31  
S32  
S264  
S265



**HU43FH**

H . . . . . 1-3000  
WH . . . . . 1-3000  
WY . . . . . 1-3000  
Y . . . . . 1-3000



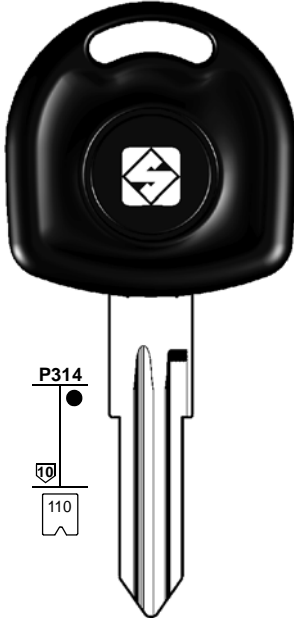
P260

S32  
S265



**YM27T2**

Y . . . . .  
WY . . . . .  
1-3000



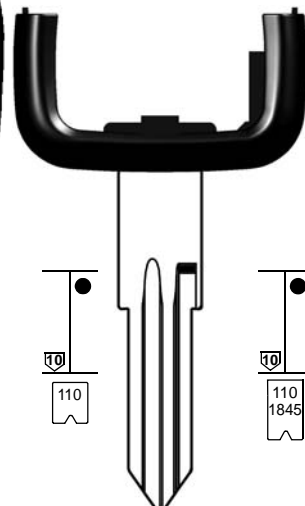
P314

110



**HU46T9**

S . . . . . 1-5200  
S . . . . . 5298-6300

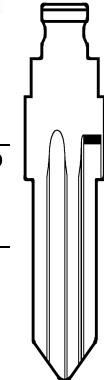


110



**HU46AT9**

S . . . . . 1-5200  
S . . . . . 5298-6300



110  
1845



**HU46FH**

S . . . . . 5298-6300  
S . . . . . 1-5200

YMOS

WITTE

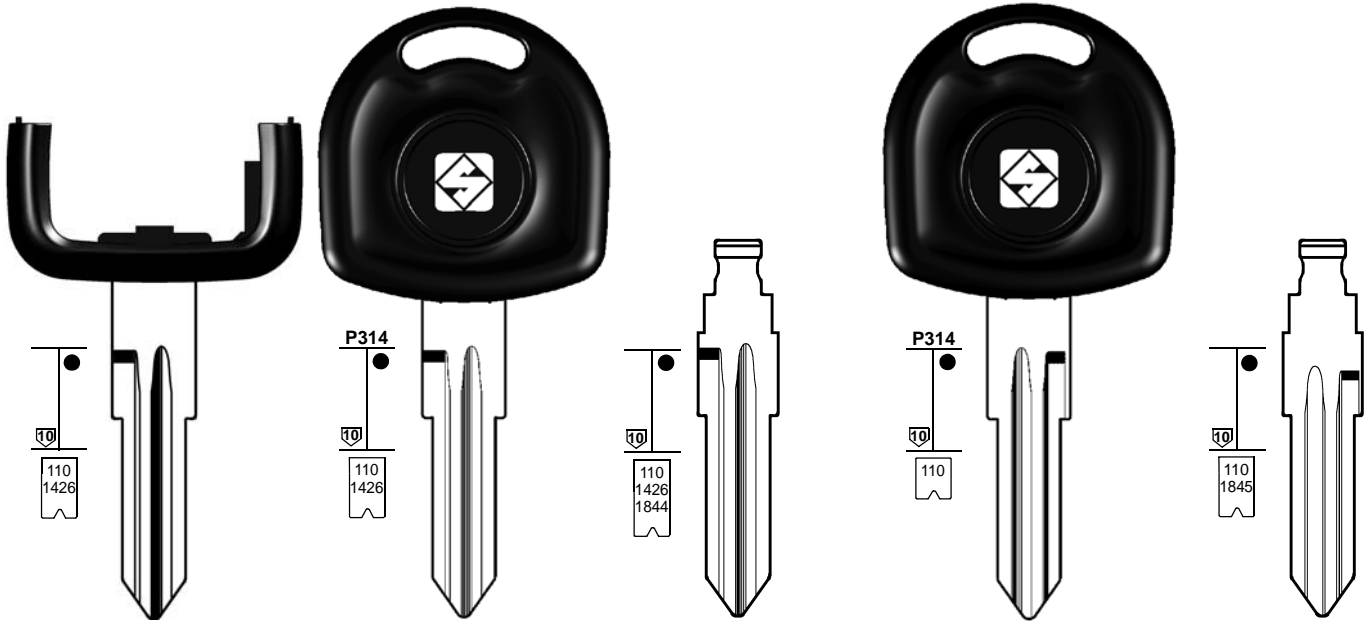
HUF - VALEO

WITTE



FOR:  
PER:

# OPEL-VAUXHALL



**YM28AT9**

D . . . . 1-5200  
 S . . . . 1-5200  
 S . . . . 5298-6300  
 . . . . 1002-3997  
 . . . . 4000-5874

HUF - VALEO



**YM28T2**

D . . . . 1-5200  
 S . . . . 1-5200  
 S . . . . 5298-6300  
 . . . . 1002-3997  
 . . . . 4000-5874

HUF - VALEO



**YM28FH**

D . . . . 1-5200  
 . . . . 1002-3997  
 . . . . 4000-5874  
 D . . . . 1-5200

HUF - VALEO



**HU46T2**

S . . . . 1-5200  
 S . . . . 5298-6300

WITTE



**HU46FH**

S . . . . 5298-6300  
 S . . . . 1-5200

WITTE

FOR:  
PER:

# OPEL-VAUXHALL



**HU43MH**

H . . . . 1-3000  
 WH . . . . 1-3000  
 WY . . . . 1-3000  
 Y . . . . 1-3000

HUF - VALEO



**HU43TE**

H . . . . 1-3000  
 WH . . . . 1-3000  
 Y . . . . 1-3000  
 WY . . . . 1-3000

HUF - VALEO



**HU43FH**

H . . . . 1-3000  
 WH . . . . 1-3000  
 WY . . . . 1-3000  
 Y . . . . 1-3000

HUF - VALEO



**HU100TE**

Z . . . . 1-2000  
 Z . . . . 2001-4000  
 Z . . . . 4001-6000

HUF - VALEO



**HU100MH**

Z . . . . 1-2000  
 Z . . . . 2001-4000  
 Z . . . . 4001-6000

HUF - VALEO



**HU100FH**

Z . . . . 1-2000  
 Z . . . . 2001-4000  
 Z . . . . 4001-6000  
 . . . . 0001-3679



FOR:  
PER:

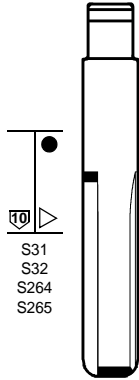
# OPEL-VAUXHALL



P260

976  
S31  
S32

S264  
S265



S31  
S32  
S264  
S265

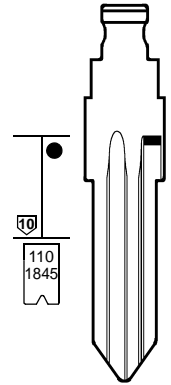


P314

110

HU46T12

S . . . . 1-5200  
S . . . . 5298-6300



110  
1845



**HU43T2**

H . . . . 0001-3000  
WH . . . . 0001-3000



**HU43FH**

H . . . . 1-3000  
WH . . . . 1-3000  
WY . . . . 1-3000  
Y . . . . 1-3000



**HU46T2**

S . . . . 1-5200  
S . . . . 5298-6300



**HU46T9**

S . . . . 1-5200  
S . . . . 5298-6300



**HU46FH**

S . . . . 5298-6300  
S . . . . 1-5200

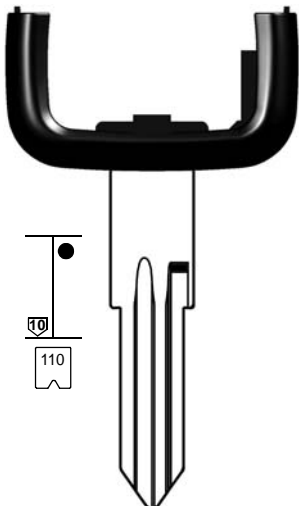
YMOS

WITTE

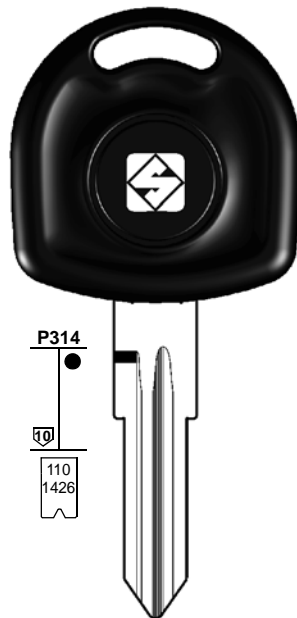
WITTE

FOR:  
PER:

# OPEL-VAUXHALL

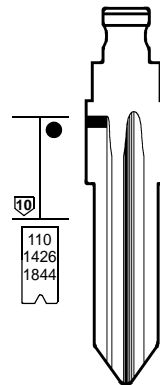


110

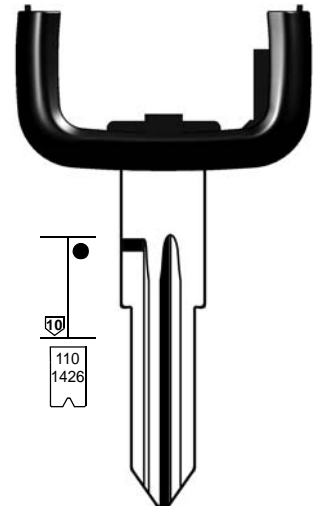


P314

110  
1426



110  
1426  
1844



110  
1426



**HU46AT9**

S . . . . 1-5200  
S . . . . 5298-6300



**HU46AT12**

S . . . . 1-5200  
S . . . . 5298-6300



**YM28T2**

D . . . . 1-5200  
S . . . . 1-5200  
S . . . . 5298-6300  
. . . . 1002-3997  
. . . . 4000-5874



**YM28FH**

D . . . . 1-5200  
. . . . 1002-3997  
. . . . 4000-5874  
D . . . . 1-5200



**YM28AT9**

D . . . . 1-5200  
S . . . . 1-5200  
S . . . . 5298-6300  
. . . . 1002-3997  
. . . . 4000-5874



**YM28AT12**

D . . . . 1-5200  
S . . . . 1-5200  
S . . . . 5298-6300  
. . . . 1002-3997  
. . . . 4000-5874

HUF - VALEO

HUF - VALEO

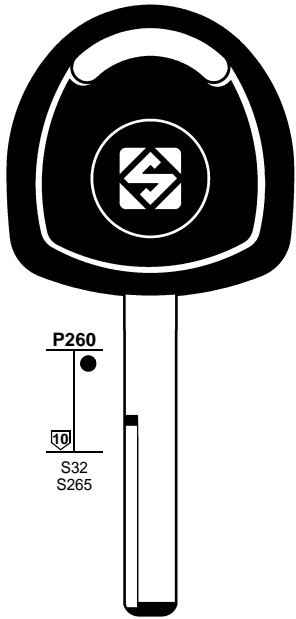
HUF - VALEO

HUF - VALEO



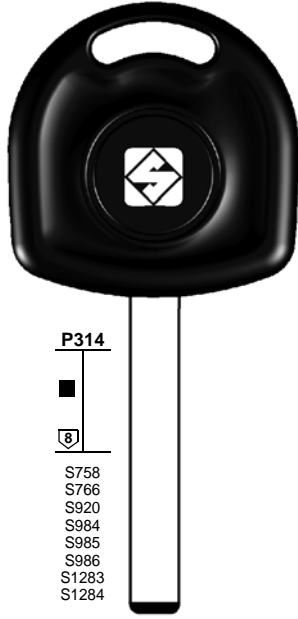
FOR:  
PER:

# OPEL-VAUXHALL



**YM27T2**  
Y....  
WY....  
1-3000

WITTE



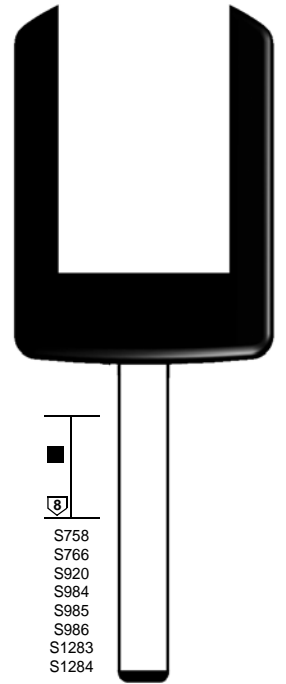
**HU100T12**  
Z....1-2000  
Z....2001-4000  
Z....4001-6000  
....0001-3679

HUF - VALEO



**HU100FH**  
Z....1-2000  
Z....2001-4000  
Z....4001-6000  
....0001-3679

HUF - VALEO

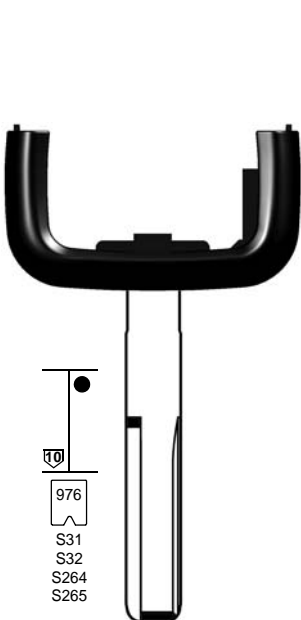


**HU100BT12**  
Z....1-2000  
Z....2001-4000  
Z....4001-6000  
....0001-3679

HUF - VALEO

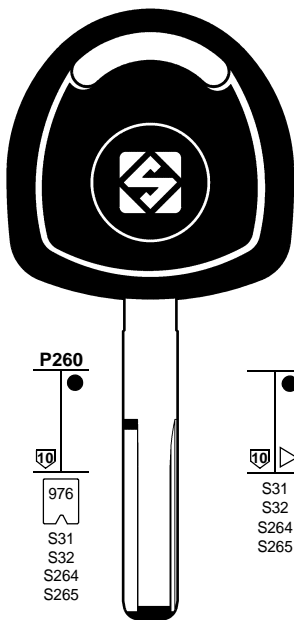
FOR:  
PER:

# OPEL-VAUXHALL



**HU43AT9**  
H....1-3000  
WH....1-3000  
WY....1-3000  
Y....1-3000

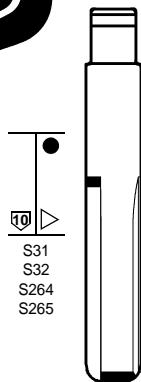
WITTE



**HU43T2**  
H....1-3000  
WH....1-3000  
WY....1-3000  
Y....1-3000

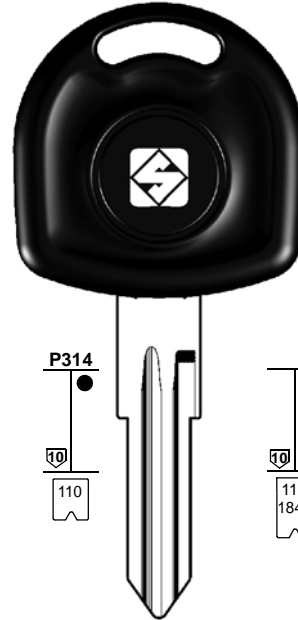
**HU43T9**  
H....1-3000  
WH....1-3000  
WY....1-3000  
Y....1-3000

WITTE



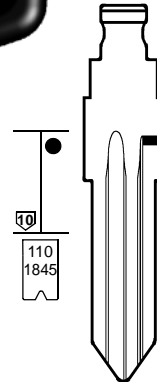
**HU43FH**  
H....1-3000  
WH....1-3000  
WY....1-3000  
Y....1-3000

WITTE



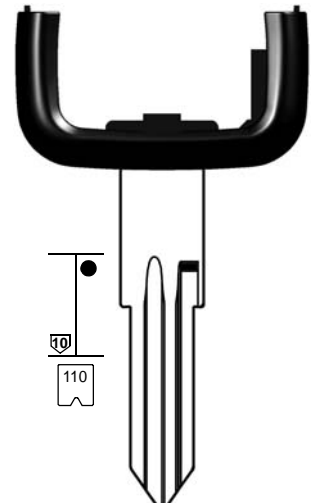
**HU46T12**  
S....1-5200  
S....5298-6300

WITTE



**HU46FH**  
S....5298-6300  
S....1-5200

WITTE



**HU46AT12**  
S....1-5200  
S....5298-6300

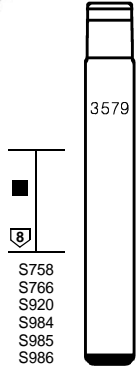
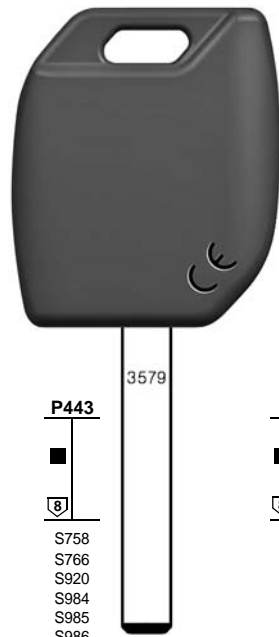
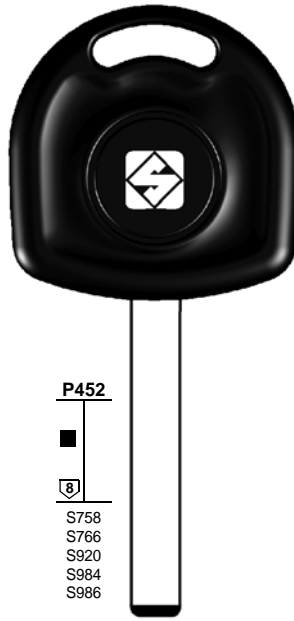
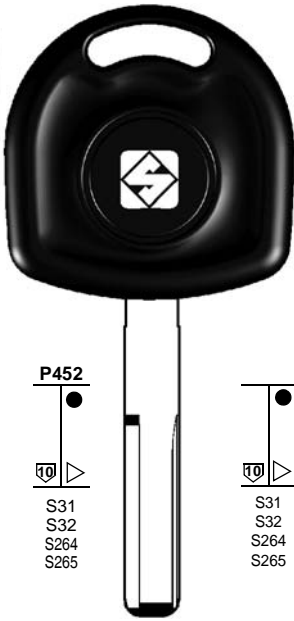
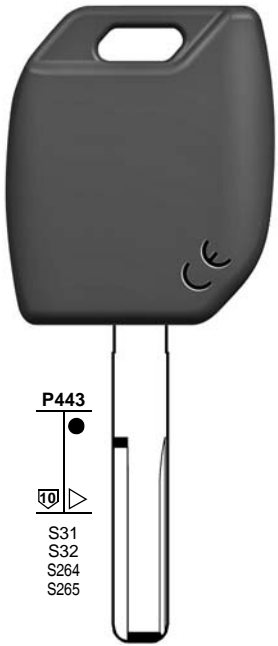
HUF - VALEO





FOR:  
PER:

# OPEL-VAUXHALL



P443

P452

P452

P443

S31  
S32  
S264  
S265

S31  
S32  
S264  
S265

S31  
S32  
S264  
S265

S758  
S766  
S920  
S984  
S986

S758  
S766  
S920  
S984  
S985  
S986

S758  
S766  
S920  
S984  
S985  
S986  
S1283  
S1284



**HU43MH**

H ..... 1-3000  
WH ..... 1-3000  
WY ..... 1-3000  
Y ..... 1-3000



**HU43TE**

H ..... 1-3000  
WH ..... 1-3000  
Y ..... 1-3000  
WY ..... 1-3000



**HU43FH**

H ..... 1-3000  
WH ..... 1-3000  
WY ..... 1-3000  
Y ..... 1-3000



**HU100TE**

Z ..... 1-2000  
Z ..... 2001-4000  
Z ..... 4001-6000



**HU100MH**

Z ..... 1-2000  
Z ..... 2001-4000  
Z ..... 4001-6000



**HU100FH**

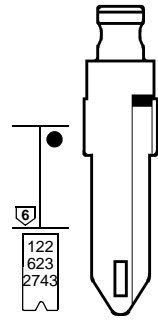
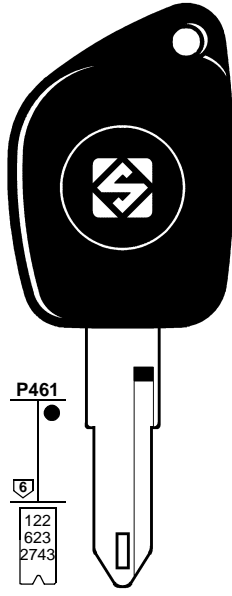
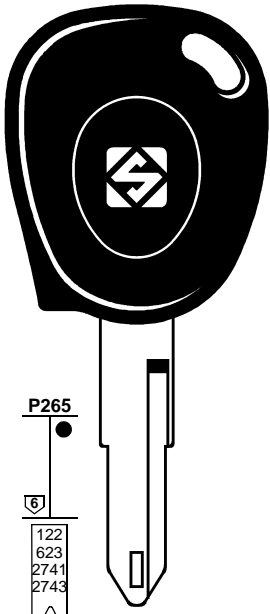
Z ..... 1-2000  
Z ..... 2001-4000  
Z ..... 4001-6000  
..... 0001-3679

HUF - VALEO

HUF - VALEO

FOR:  
PER:

# OPEL-VAUXHALL



P265

P461

P443

122  
623  
2741  
2743

122  
623  
2743

122  
623  
2741  
2743

122  
623  
2743



**NE73T32**

..... M-N-P-R-S



**NE72ATE**

..... 1/9 . . . A/Z/A Z MNPRS  
..... 0/90/9 MNPRS  
..... 1/9 . . . A/Z MNPRS  
..... 1/9 . . . A/Z MNPRS  
..... 1/9 . . . A/Z MNPRS  
..... 1/9 . . . A/Z MNPRS  
..... 1/9 . . . A/Z MNPRS  
..... 1/9 . . . A/Z MNPRS  
..... 1/9 . . . A/Z MNPRS  
..... 1/9 . . . A/Z MNPRS



**NE72MH**

..... M-N-P-R-S  
..... 0/90/9 MNPRS  
..... 1/9 . . . A/Z MNPRS  
..... 1/9 . . . A/Z MNPRS  
..... 1/9 . . . A/Z MNPRS  
..... 1/9 . . . A/Z/A Z MNPRS  
..... 1/9 . . . A/Z MNPRS  
..... 1/9 . . . A/Z MNPRS  
..... 1/9 . . . A/Z MNPRS  
..... 1/9 . . . A/Z MNPRS



**NE72FH**

..... 1/9 . . . A/Z/A Z MNPRS  
..... 0/90/9 MNPRS  
..... 1/9 . . . A/Z MNPRS  
..... 1/9 . . . A/Z MNPRS  
..... 1/9 . . . A/Z MNPRS  
..... 1/9 . . . A/Z/A Z MNPRS  
..... 1/9 . . . A/Z MNPRS  
..... 1/9 . . . A/Z MNPRS  
..... 1/9 . . . A/Z MNPRS  
..... 1/9 . . . A/Z MNPRS

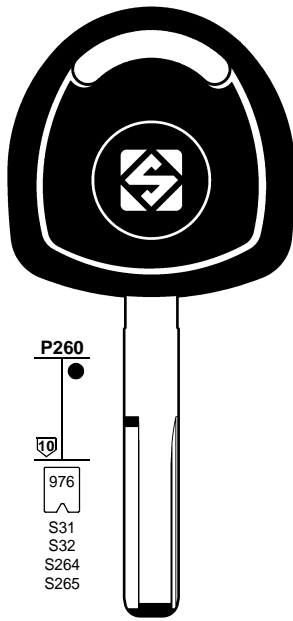
VALEO

VALEO



FOR:  
PER:

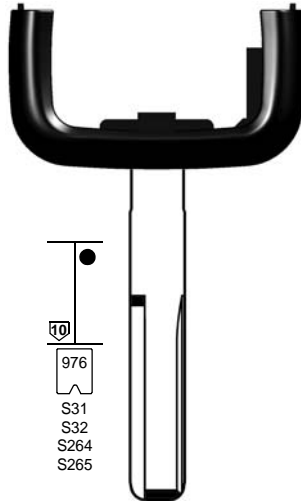
### OPEL-VAUXHALL



P260  
10  
976  
S31  
S32  
S264  
S265



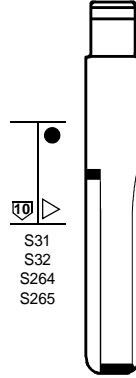
**HU43T2**  
H . . . . 1-3000  
WH . . . . 1-3000  
WY . . . . 1-3000  
Y . . . . 1-3000



P260  
10  
976  
S31  
S32  
S264  
S265



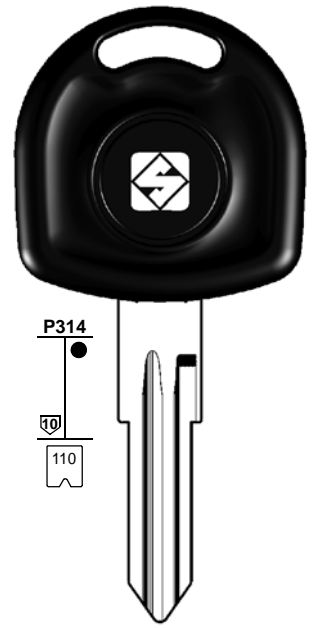
**HU43T9**  
H . . . . 1-3000  
WH . . . . 1-3000  
WY . . . . 1-3000  
Y . . . . 1-3000



P314  
10  
S31  
S32  
S264  
S265



**HU43FH**  
H . . . . 1-3000  
WH . . . . 1-3000  
WY . . . . 1-3000  
Y . . . . 1-3000



P314  
10  
110



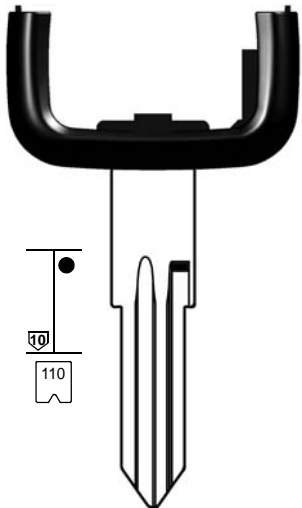
**HU46T12**  
S . . . . 1-5200  
S . . . . 5298-6300

WITTE

WITTE

FOR:  
PER:

### OPEL-VAUXHALL

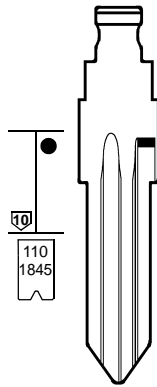


P110  
10  
110



**HU46AT12**  
S . . . . 1-5200  
S . . . . 5298-6300

HUF - VALEO

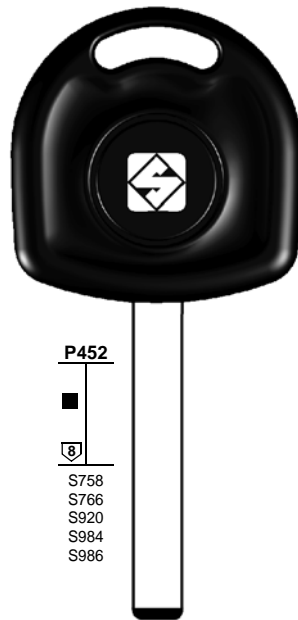


P110  
10  
110  
1845



**HU46FH**  
S . . . . 5298-6300  
S . . . . 1-5200

WITTE

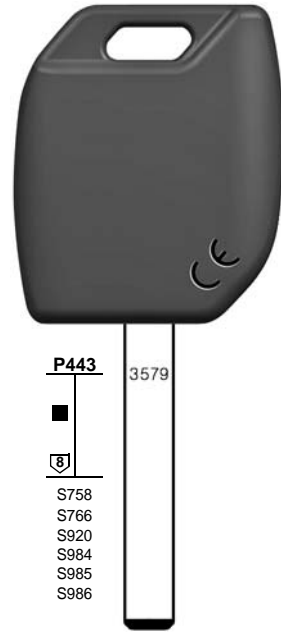


P452  
8  
S758  
S766  
S920  
S984  
S986



**HU100TE**  
Z . . . . 1-2000  
Z . . . . 2001-4000  
Z . . . . 4001-6000

VALEO

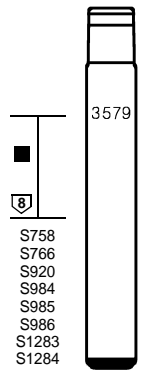


P443  
8  
3579  
S758  
S766  
S920  
S984  
S985  
S986



**HU100MH**  
Z . . . . 1-2000  
Z . . . . 2001-4000  
Z . . . . 4001-6000

VALEO



P443  
8  
3579  
S758  
S766  
S920  
S984  
S985  
S986  
S1283  
S1284



**HU100FH**  
Z . . . . 1-2000  
Z . . . . 2001-4000  
Z . . . . 4001-6000  
. . . . 0001-3679

1	2	2a	3	3a	3b	e1+e2	6	42+71	72	43+44a	12	15	
						<b>GTI COMPATIBLE</b>		<b>IGNITION</b>					

For more info on the uses of car keys, refer to the Silca Electronic Keys Catalogue:



### OPEL-VAUXHALL

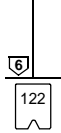
ZAFIRA	FROM	TO	SILCA REF.	SILCA REF.	SILCA REF.	COPY	GEN.	TRANSP. TYPE	FAST COPY PLUS RW4 PLUS FAST COPY/RW4	FAST COPY PLUS RW4 PLUS	FAST COPY RW4	STP
ZAFIRA	1999	2001	HU43T2		HU43FH			PH / CR	40	RD	RD	
ZAFIRA	1999	2001	HU43AT9					PH / CR	40			
ZAFIRA	1999	2001	HU43T9		HU43FH			PH / CR	40			
ZAFIRA	2001	2005	HU46T12		HU46FH			PH / CR	40			
ZAFIRA	2001	2005	HU46AT12					PH / CR	40			
ZAFIRA	2006							PH / CR2	46			
ZAFIRA	2006		HU100MH	HU100TE	HU100FH	Y		PH / CR2	46	Y	P-BOX	

FOR:  
PER:

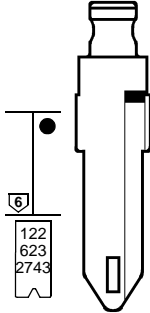
# PEUGEOT



P304



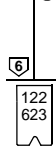
.....1/9...A/Z/A Z M.N.P.R.S  
.....0/90/9 M.N.P.R.S  
.....1/9...A/Z M.N.P.R.S  
.....1/9...A/Z M.N.P.R.S  
.....1/9...A/Z M.N.P.R.S  
.....1/9...A/Z M.N.P.R.S  
.....1/9...A/Z M.N.P.R.S



122  
623  
2743



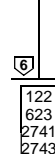
P265



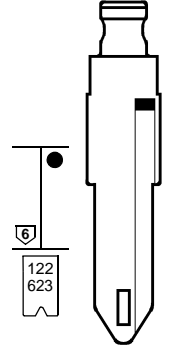
122  
623



P443




122  
623  
2741  
2743



122  
623

 NE72AT29

 NE72AT14

 NE72AT5

VALEO

 **NE72FH**

..... 1/9 . . A/Z/A Z MNPRS  
..... 0/90/9 MNPRS  
..... 1/9 . . A/Z MNPRS  
..... 1/9 . . A/Z MNPRS  
..... 1/9 . . A/Z MNPRS  
..... 1/9 . . A/Z MNPRS  
..... 1/9 . . A/Z MNPRS  
..... 1/9 . . A/Z MNPRS

 **NE73TE**

..... M-N-P-R-S

 **NE73MH**

..... M-N-P-R-S

 **NE73FH**

..... M-N-P-R-S

FOR:  
PER:

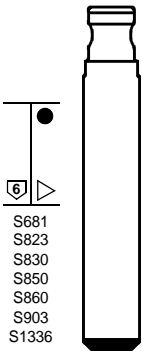
# PEUGEOT



P443



S823  
S830  
S681  
S850  
S860  
S903  
S1336



S681  
S823  
S830  
S850  
S860  
S903  
S1336



P386



S620  
S1117



P454



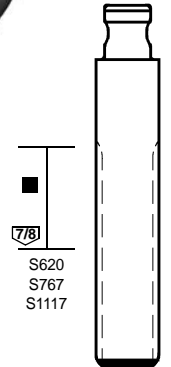
S620  
S767  
S1117



P443



S620  
S1117




S620  
S767  
S1117

 **VA6MH**

..... 1234Q5678H  
..... ABCDEF  
..... 12897-A9999

 **VA6FH**

..... 12897-A9999  
..... ABCDEF  
..... 1234Q5678H

 **HU83T14**

..... 1-2000

 **HU83TE**

 **HU83MH**


















..... 1-2000

 **HU83FH**

..... 1-2000

HUF - VALEO

VALEO

1	2	2a	3	3a	3b	e1+e2		6	42+71	72	43+44a	12	15	
						GTI COMPATIBLE		IGNITION						
								  						
CAR MAKE MODEL	FROM	TO	SILCA REF.	SILCA REF.	SILCA REF.	COPY	GEN.	TRANSP. TYPE	FAST COPY PLUS RW4 PLUS FAST COPY/RW4	FAST COPY PLUS RW4 PLUS	FAST COPY RW4	STP		
														

For more info on the uses of car keys, refer to the Silca Electronic Keys Catalogue:



**PEUGEOT**

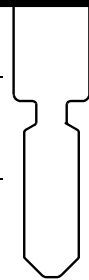
106	1997	2000	NE72AT5		NE72FH			PH	33	Y	Y	G-V	
106	2000	2004	NE72AT14					PH / CR2	46				
106	2000	2004	NE73MH	NE73TE	NE73FH	Y	Y	PH / CR2	46	Y	P-BOX		
107	2005							TEX / CR	70				
107	2005		VA6MH		VA6FH	Y	Y	TEX / CR	70	Y	P-BOX		
206	1998	2001	NE72AT29		NE72FH			PH / CR	45	Y	Y		
206	2001	2009	NE72AT14					PH / CR2	46				
206	2001	2009	NE73MH	NE73TE	NE73FH	Y	Y	PH / CR2	46	Y	P-BOX		
206 Cabrio	2001	2002	NE72AT29		NE72FH			PH / CR	45	Y	Y		
206 Cabrio	2002	2007	NE72AT14					PH / CR2	46				
206 Cabrio	2002	2007	NE73MH	NE73TE	NE73FH	Y	Y	PH / CR2	46	Y	P-BOX		
206 PLUS	2009		NE72AT14					PH / CR2	46				
206 PLUS	2009		NE73MH	NE73TE	NE73FH	Y	Y	PH / CR2	46	Y	P-BOX		
207	2006							PH / CR2	46				
207	2006		HU83MH	HU83TE	HU83FH	Y	Y	PH / CR2	46	Y	P-BOX		
208	2012		HU83MH	HU83TE	HU83FH	Y	Y	PH / CR2	46	Y	P-BOX		
306 [SB]	1997	2002	NE72AT5		NE72FH			PH	33	Y	Y	G-C	
306 [SC]	1997	2002	NE72AT5		NE72FH			PH	33	Y	Y	G-C	
307	2001	2009	HU83T14					PH / CR2	46				
307	2001	2009	HU83MH	HU83TE	HU83FH	Y	Y	PH / CR2	46	Y	P-BOX		
308	2007							PH / CR2	46				
308	2007		HU83MH	HU83TE	HU83FH	Y	Y	PH / CR2	46	Y	P-BOX		

FOR:  
PER:

# PEUGEOT



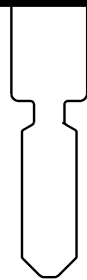
**P271**  
●  
■  
S+5  
S234



■  
**NE78P**  
.....  
0123456789  
ABCDEF



**P313**  
●  
S+5  
S234



■  
**NE78T5**  
.....  
0123456789  
ABCDEF



**P480**  
●  
S+5  
S234



■ (TE KEY)  
**NE78TE**  
.....  
0123456789  
ABCDEF



**P443**  
●  
S+5  
S234



■ (MH KEY)  
**NE78MH**  
.....  
0123456789ABCDEF

■  
**NE78T29**  
.....  
0123456789  
ABCDEF

■  
**NE78T14**  
.....  
0123456789  
ABCDEF

VALEO

NEIMAN

FOR:  
PER:


# PEUGEOT



**P443**  
●  
S+5  
S234  
S823  
S830  
S681  
S850  
S860  
S903  
S1336



■ (MH KEY)  
**VA6MH**  
..... 1234Q5678H  
..... ABCDEF  
..... 12897-A9999



S681  
S823  
S830  
S850  
S860  
S903  
S1336

■ (FH FLIP)  
**VA6FH**  
..... 12897-A9999  
..... ABCDEF  
..... 1234Q5678H



**P386**  
●  
S+5  
S830  
S681  
S823  
S830



■  
**VA2T14**  
..... 1-2-3-4-Q-5-6-7-8-H  
..... A-B-C-D-E-F



**P247**  
●  
S+5  
431  
632



■  
**SX9CP**  
..... 0111111-628888  
..... H  
..... 0111111-628888  
..... 63/99 ..... 1-2-4-6-8  
..... 63/99 ..... H 1-2-4-6-8



**P315**  
●  
S+5  
431  
632



■  
**SX9T5**  
..... 0111111-628888  
..... H  
..... 0111111-628888  
..... 63/99 ..... 1-2-4-6-8  
..... 63/99 ..... H 1-2-4-6-8

HUF - VALEO

HUF - VALEO



1	2	2a	3	3a	3b	e1+e2	6	42+71	72	43+44a	12	15
---	---	----	---	----	----	-------	---	-------	----	--------	----	----

**GTI  
COMPATIBLE**

**IGNITION**



CAR MAKE MODEL	FROM	TO	SILCA REF.	SILCA REF.	SILCA REF.	COPY	GEN.	TRANSP. TYPE	FAST COPY PLUS RW4 PLUS FAST COPY/RW4	FAST COPY PLUS RW4 PLUS	FAST COPY RW4	STP	

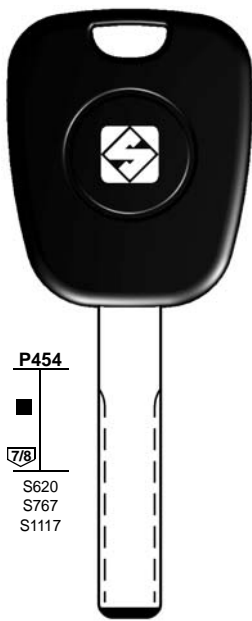
For more info on the uses of car keys, refer to the Silca Electronic Keys Catalogue:

**PEUGEOT**

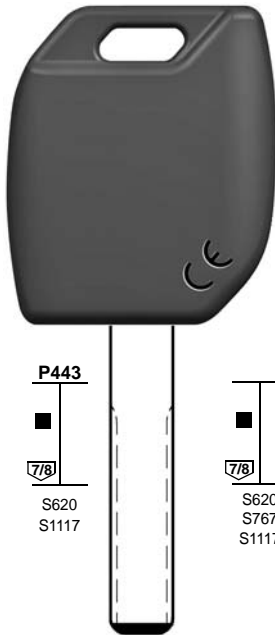
Model	Year	Year	Silca Ref.	Silca Ref.	Silca Ref.	Copy	Gen.	Transp. Type	Fast Copy Plus	Fast Copy Plus	Fast Copy	STP	
406	1995	1997	NE78P										
406	1999	2002	NE78T29					PH / CR	45	Y	Y		
406	2002	2004	NE78T14					PH / CR2	46				
406	2002	2004	NE78MH	NE78TE		Y	Y	PH / CR2	46	Y	P-BOX		
406 [SB]	1997	1999	NE78T5					PH	33	Y	Y	G-C	
406 [SC]	1997	1999	NE78T5					PH	33	Y	Y	G-C	
406 [SV]	1997	1999	NE78T5					PH	33	Y	Y	G-V	
407	2004	2011	VA2T14					PH / CR2	46				
407	2004	2011	VA6MH	VA6FH		Y	Y	PH / CR2	46	Y	P-BOX		
508	2011							PH / CR2	46				
508	2011		VA6MH	VA6FH		Y		PH / CR2	46	Y	P-BOX		
607	2001	2004						MEG / CR	48				
607	2004	2010	NE78T14					PH / CR2	46				
607	2004	2010	NE78MH	NE78TE		Y	Y	PH / CR2	46	Y	P-BOX		
806	1994	1997	SX9CP										
806 [SB]	1998	2002	SX9T5					PH	33	Y	Y	G-C	
806 [SC]	1998	2002	SX9T5					PH	33	Y	Y	G-C	

FOR:  
PER:

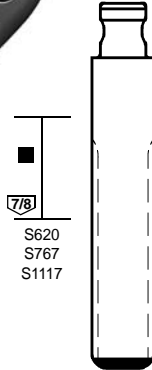
# PEUGEOT



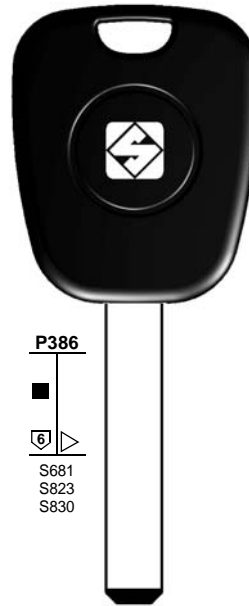
**P454**  
S620  
S767  
S1117



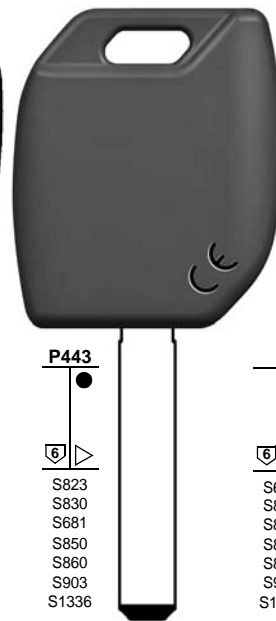
**P443**  
S620  
S1117



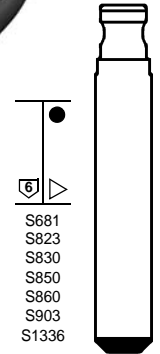
S620  
S767  
S1117



**P386**  
S681  
S823  
S830



**P443**  
S823  
S830  
S681  
S850  
S860  
S903  
S1336



S681  
S823  
S830  
S850  
S860  
S903  
S1336

**HU83TE**  
..... 1-2000

**HU83MH**  
..... 1-2000

**HU83FH**  
..... 1-2000

**VA2T14**  
..... 1-2-3-4-Q-5-6-7-8-H  
..... A-B-C-D-E-F

**VA6MH**  
..... 1234Q5678H  
..... ABCDEF  
..... 12897-A9999

**VA6FH**  
..... 12897-A9999  
..... ABCDEF  
..... 1234Q5678H

**HU83T14**  
..... 1-2000  
(head code P386)

VALEO

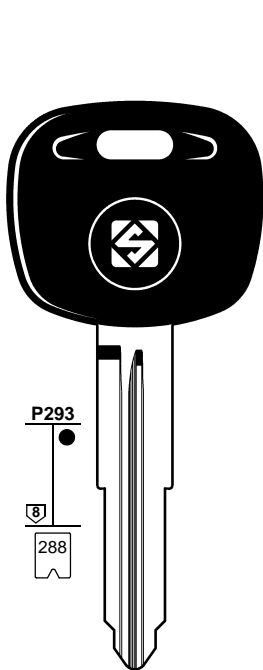
VALEO

HUF - VALEO

HUF - VALEO

FOR:  
PER:

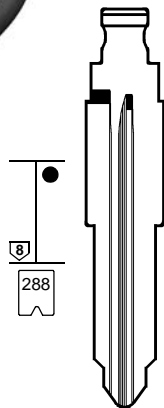
# PEUGEOT



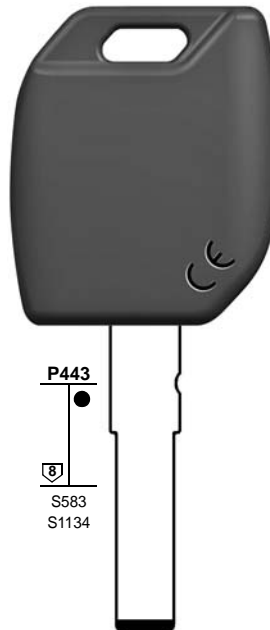
**P293**  
288



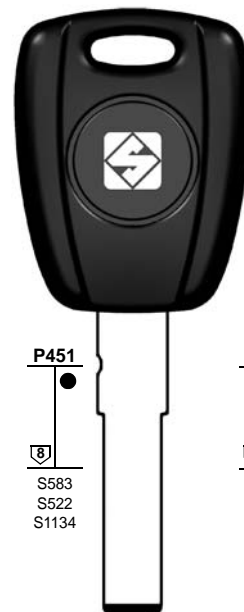
**P443**  
288



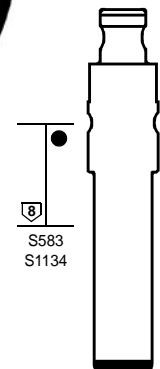
288



**P443**  
S583  
S1134



**P451**  
S583  
S522  
S1134



S583  
S1134

**MIT11RTE**  
..... 30010-32009

**MIT11RMH**  
..... 30010-32009

**MIT11RFH**  
..... 30010-32009

**SIP22MH**  
DE ..... 1-11210

**SIP22TE**  
DE ..... 1-11210

**SIP22FH**  
DE ..... 1-11210

GIOBERT - TRW SIPEA


GIOBERT - TRW SIPEA




FOR:  
PER:

# PEUGEOT

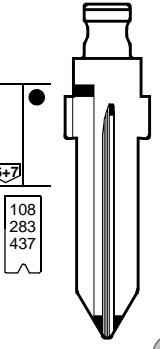
Blue head  
Testa blu




P266




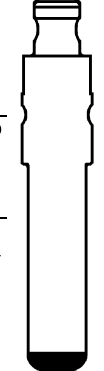
P456



P443



P451

Blue head  
Testa blu

108  
283  
437

122  
2743

108  
283  
437

583

S522  
S583  
S1134

S583  
S1134

TE  
KEY

FH  
FLIP

MH  
KEY

TE  
KEY

FH  
FLIP

**GT10BT5**  
 .... 3001-4000  
 .... 6001-7000  
 J .... 3001-6732  
 N .... 6001-7000  
 V .... 1-3056  
 AB .... 5001-8058  
 .... 6001-6891

**GT10BTE**  
 .... 1/9 ... A/Z/AZ MNPRS  
 .... 0/90/9 MNPRS  
 J .... 1/9 ... A/Z MNPRS  
 N .... 1/9 ... A/Z MNPRS  
 V .... 1/9 ... A/Z MNPRS  
 AB .... 1/9 ... A/Z MNPRS  
 .... 1/9 ... A/Z MNPRS  
 .... 3001-4000  
 .... 6001-7000

**GT10FH**  
 J .... 3001-6732  
 N .... 6001-7000  
 V .... 0001-3056  
 AB .... 5001-8058  
 .... 6001-6891  
 .... 3001-4000  
 .... 6001-7000

**GIOBERT - TRW SIPEA**

**GIOBERT - TRW SIPEA**

**GIOBERT - TRW SIPEA**

FOR:  
PER:

# PEUGEOT



P247



P315



P449



P443



P386

431  
632

431  
632

431  
632

431  
632

431  
632

S620  
S767  
S1117

SX9CP

SX9T5

SX9T14

SX9TE

SX9MH

HU83T14  
 .... 1-2000

TE  
KEY

MH  
KEY

0111111-628888  
 ..... H  
 0111111-628888  
 63/99 ..... 1-2-4-6-8  
 63/99 ..... H 1-2-4-6-8








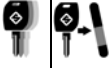







0111111-628888  
 ..... H  
 0111111-628888  
 63/99 ..... 1-2-4-6-8  
 63/99 ..... H 1-2-4-6-8

0111111-628888  
 ..... H  
 0111111-628888  
 63/99 ..... 1-2-4-6-8  
 63/99 ..... H 1-2-4-6-8

0111111-628888  
 ..... H  
 0111111-628888  
 63/99 ..... 1-2-4-6-8  
 63/99 ..... H 1-2-4-6-8

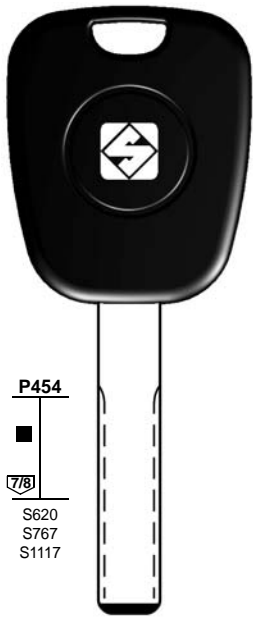
**SIMPLEX**

**VALEO**

1	2	2a	3	3a	3b	e1+e2		6	42+71	72	43+44a	12	15	
						<b>GTI COMPATIBLE</b>		<b>IGNITION</b>						
														
<b>CAR MAKE MODEL</b>	FROM	TO	SILCA REF.	SILCA REF.	SILCA REF.	COPY	GEN.	TRANSP. TYPE	FAST COPY PLUS RW4 PLUS FAST COPY/RW4	FAST COPY PLUS RW4 PLUS	FAST COPY RW4	STP		
														
For more info on the uses of car keys, refer to the Silca Electronic Keys Catalogue: 														
<b>PEUGEOT</b>														
BOXER	1996	2001	GT10BT5	GT10BTE	GT10FH			MEG	13	Y	Y	Meg	S1	
BOXER	2002	2005						MEG / CR	48					
BOXER	2006							PH / CR2	46					
BOXER	2006		SIP36MH	SIP22TE	SIP22FH	Y		PH / CR2	46	Y	P-BOX			
EXPERT	1995	1996	SX9CP											
EXPERT	1997	2001	SX9T5					PH	33	Y	Y	G-C		
EXPERT	2002	2006	SX9T14					PH / CR2	46					
EXPERT	2002	2006	SX9MH	SX9TE		Y	Y	PH / CR2	46	Y	P-BOX			
EXPERT	2007		HU83T14					PH / CR2	46					

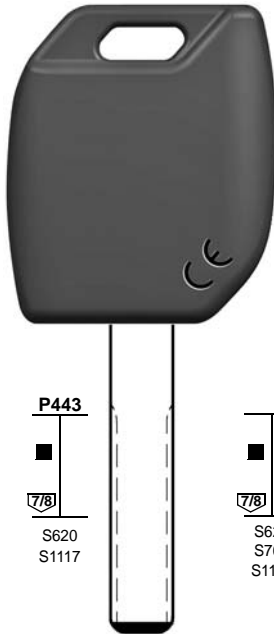
FOR:  
PER:

# PEUGEOT



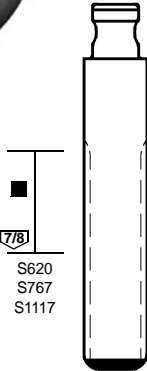
P454

■  
7/8  
S620  
S767  
S1117



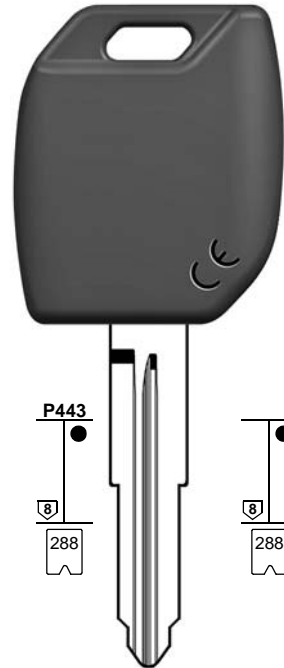
P443

■  
7/8  
S620  
S1117



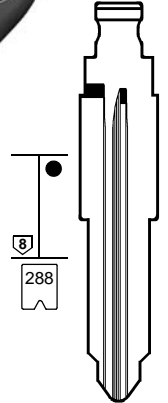
P293

■  
8  
288



P443

■  
8  
288



■  
8  
288

  
**HU83TE**  
..... 1-2000

  
**HU83MH**  
..... 1-2000

  
**HU83FH**  
..... 1-2000

  
**MIT11RTE**  
..... 30010-32009

  
**MIT11RMH**  
..... 30010-32009

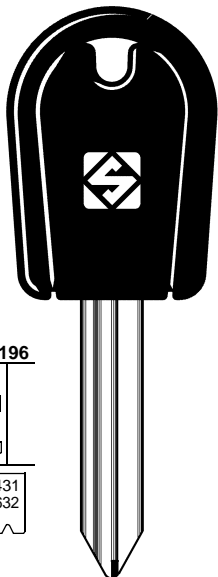
  
**MIT11RFH**  
..... 30010-32009

VALEO

VALEO

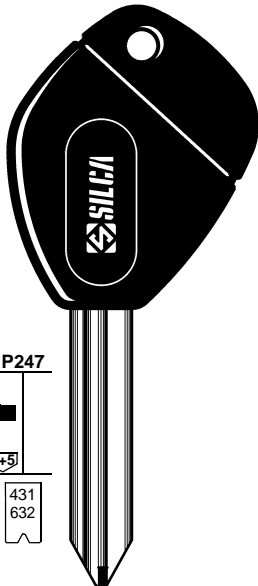
FOR:  
PER:

# PEUGEOT



P196

■  
4+5  
431  
632



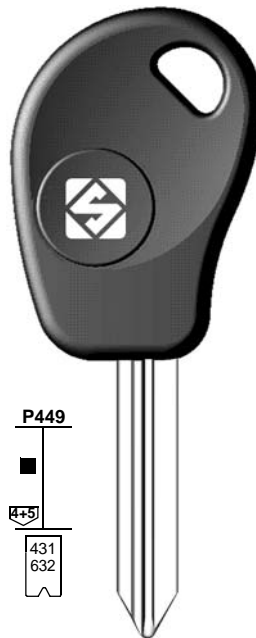
P247

■  
4+5  
431  
632



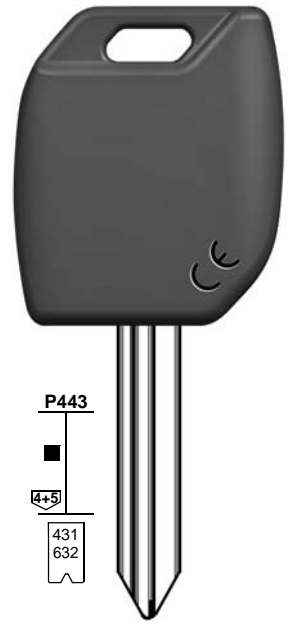
P315

■  
4+5  
431  
632



P449

■  
4+5  
431  
632



P443

■  
4+5  
431  
632

.....  
0111111-62888  
..... H  
0111111-62888  
63/99 ..... 1-2-4-6-8  
63/99 ..... H 1-2-4-6-8

.....  
0111111-62888  
..... H  
0111111-62888  
63/99 ..... 1-2-4-6-8  
63/99 ..... H 1-2-4-6-8

.....  
0111111-62888  
..... H  
0111111-62888  
63/99 ..... 1-2-4-6-8  
63/99 ..... H 1-2-4-6-8

.....  
0111111-62888  
..... H  
0111111-62888  
63/99 ..... 1-2-4-6-8  
63/99 ..... H 1-2-4-6-8

.....  
0111111-62888  
..... H  
0111111-62888  
63/99 ..... 1-2-4-6-8  
63/99 ..... H 1-2-4-6-8

  
**SX9GP**

  
**SX9CP**

  
**SX9T5**

  
**SX9T14**


















  
**SX9TE**

  
**SX9MH**

SIMPLEX

SIMPLEX

SIMPLEX

1	2	2a	3	3a	3b	e1+e2		6	42+71	72	43+44a	12	15	
						<b>GTI COMPATIBLE</b>		<b>IGNITION</b>   						
CAR MAKE MODEL	FROM	TO	SILCA REF.	SILCA REF.	SILCA REF.	COPY	GEN.	TRANSP. TYPE	FAST COPY PLUS RW4 PLUS FAST COPY/RW4	FAST COPY PLUS RW4 PLUS	FAST COPY RW4	STP		
														

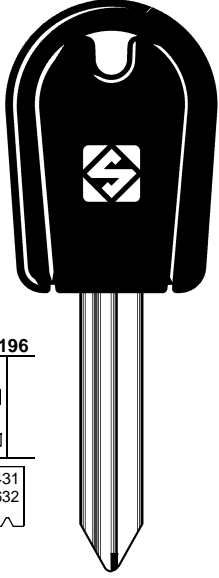
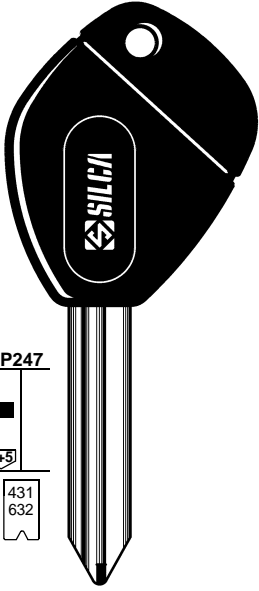


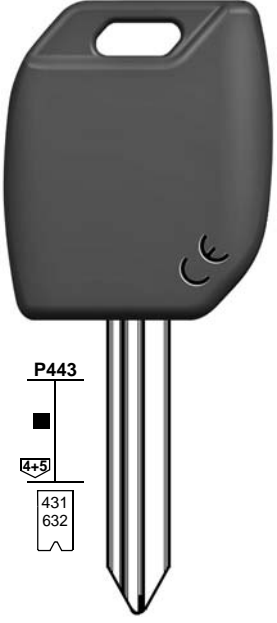
For more info on the uses of car keys, refer to the Silca Electronic Keys Catalogue: 

**PEUGEOT**

EXPERT	2007		HU83MH	HU83TE	HU83FH	Y	Y	PH / CR2	46	Y	P-BOX		
ION	2011							PH / CR2	46				
ION	2011		MIT11RMH	MIT11RTE	MIT11RFH	Y	Y	PH / CR2	46	Y	P-BOX		
PARTNER	1997	1998	SX9GP										
PARTNER	1997	1998	SX9CP										
PARTNER	1998	2001	SX9T5					PH	33	Y	Y	G-C	
PARTNER	1998	2001	SX9T5					PH	33	Y	Y	G-V	
PARTNER	2001	2002	SX9T14					PH / CR2	46				
PARTNER	2001	2002	SX9MH	SX9TE		Y	Y	PH / CR2	46	Y	P-BOX		

FOR:  
PER:

# PEUGEOT

				
<p><b>P196</b></p> <p>■</p> <p>4+5</p> <p>431 632</p>	<p><b>P247</b></p> <p>■</p> <p>4+5</p> <p>431 632</p>	<p><b>P315</b></p> <p>■</p> <p>4+5</p> <p>431 632</p>	<p><b>P449</b></p> <p>■</p> <p>4+5</p> <p>431 632</p>	<p><b>P443</b></p> <p>■</p> <p>4+5</p> <p>431 632</p>
<p>..... 0111111-628888</p> <p>..... H</p> <p>0111111-628888</p> <p>63/99 ..... 1-2-4-6-8</p> <p>63/99 ..... H 1-2-4-6-8</p>	<p>..... 0111111-628888</p> <p>..... H</p> <p>0111111-628888</p> <p>63/99 ..... 1-2-4-6-8</p> <p>63/99 ..... H 1-2-4-6-8</p>	<p>..... 0111111-628888</p> <p>..... H</p> <p>0111111-628888</p> <p>63/99 ..... 1-2-4-6-8</p> <p>63/99 ..... H 1-2-4-6-8</p>	<p>..... 0111111-628888</p> <p>..... H</p> <p>0111111-628888</p> <p>63/99 ..... 1-2-4-6-8</p> <p>63/99 ..... H 1-2-4-6-8</p>	<p>..... 0111111-628888</p> <p>..... H</p> <p>0111111-628888</p> <p>63/99 ..... 1-2-4-6-8</p> <p>63/99 ..... H 1-2-4-6-8</p>



**SX9GP**


SIMPLEX



**SX9CP**



**SX9T5**



**SX9T14**

SIMPLEX



**SX9TE**

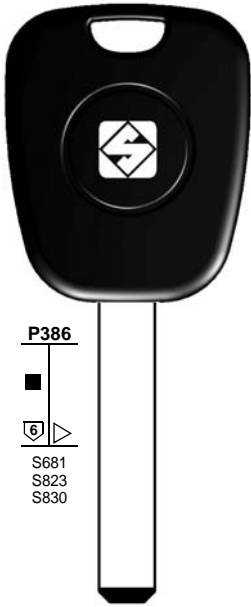
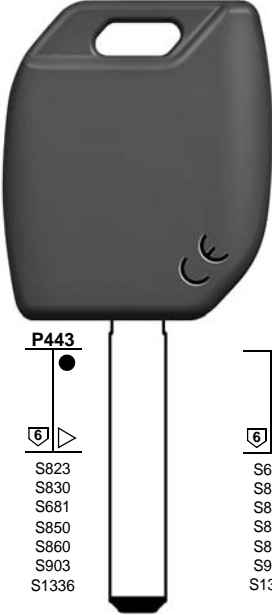
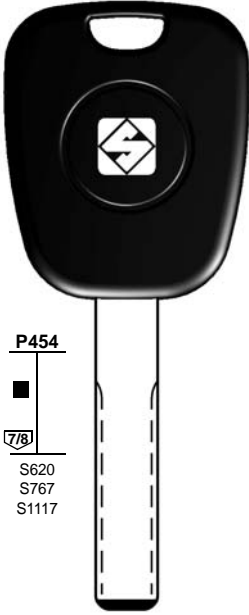
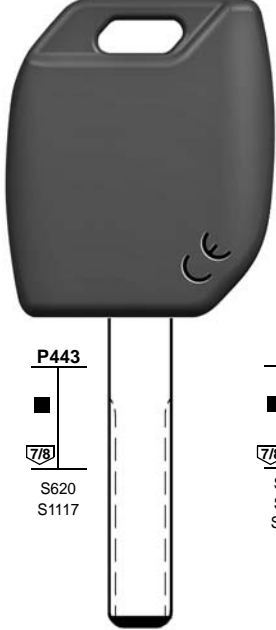
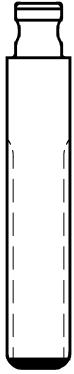
SIMPLEX



**SX9MH**

FOR:  
PER:

# PEUGEOT

				
<p><b>P386</b></p> <p>■</p> <p>6</p> <p>S681 S823 S830</p>	<p><b>P443</b></p> <p>●</p> <p>6</p> <p>S823 S830 S681 S850 S860 S903 S1336</p>	<p><b>P454</b></p> <p>■</p> <p>7/8</p> <p>S620 S767 S1117</p>	<p><b>P443</b></p> <p>■</p> <p>7/8</p> <p>S620 S1117</p>	<p><b>P443</b></p> <p>■</p> <p>7/8</p> <p>S620 S767 S1117</p>
<p>..... 1-2-3-4-Q-5-6-7-8-H</p> <p>..... A-B-C-D-E-F</p>	<p>..... 1234Q5678H</p> <p>..... ABCDEF</p> <p>..... 12897-A9999</p>	<p>..... 12897-A9999</p> <p>..... ABCDEF</p> <p>..... 1234Q5678H</p>	<p>..... 1-2000</p>	<p>..... 1-2000</p>



**VA2T14**

..... 1-2-3-4-Q-5-6-7-8-H  
..... A-B-C-D-E-F

HUF - VALEO



**VA6MH**

..... 1234Q5678H  
..... ABCDEF  
..... 12897-A9999

HUF - VALEO



**VA6FH**

..... 12897-A9999  
..... ABCDEF  
..... 1234Q5678H



**HU83TE**

..... 1-2000



**HU83MH**

..... 1-2000



**HU83FH**

..... 1-2000

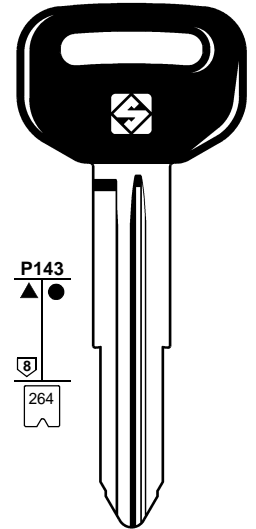
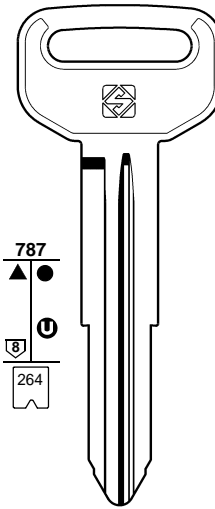
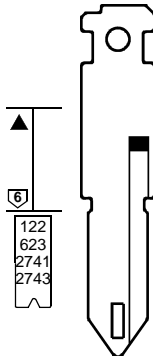
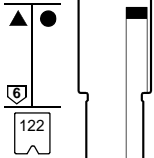
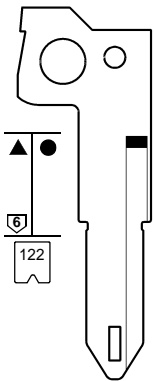




FOR:  
PER:

## PEUGEOT

## PIAGGIO



**NE73-BI**

... 1/9 .....  
1/9 ..... A/Z  
... 1/9 ..... A/Z  
... 1/9 ..... A/Z  
... 1/9 ..... A/Z  
... 1/9 ..... A/Z  
... 1/9 ..... A/Z  
... 1/9 ..... A/Z A/Z  
... 1/9 ..... A/Z  
... 0/9 0/9  
M-N-P-R-S

**NE73-CI**

... 1/9 .....  
1/9 ..... A/Z  
... 1/9 ..... A/Z  
... 1/9 ..... A/Z  
... 1/9 ..... A/Z  
... 1/9 ..... A/Z  
... 1/9 ..... A/Z  
... 1/9 ..... A/Z A/Z  
... 1/9 ..... A/Z  
... 0/9 0/9  
M-N-P-R-S

**VA3-I**

... 1/9 .....  
1/9 ..... A/Z  
... 1/9 ..... A/Z  
... 1/9 ..... A/Z  
... 1/9 ..... A/Z  
... 1/9 ..... A/Z  
... 1/9 ..... A/Z  
... 1/9 ..... A/Z A/Z  
... 1/9 ..... A/Z  
... 0/9 0/9  
M-N-P-R-S

**HU83T**

.... 1-2000

**DH4R**

D .... 1-3000

**DH4RP**

D .... 1-3000



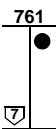
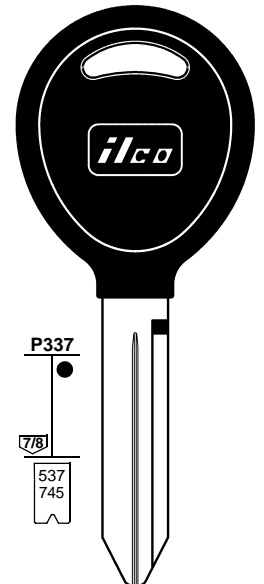
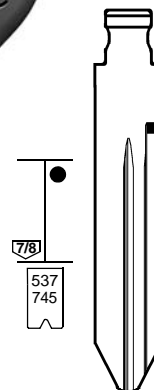
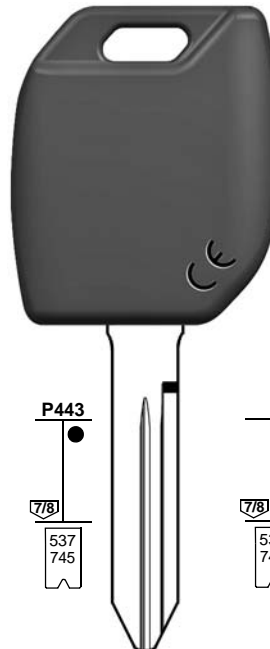
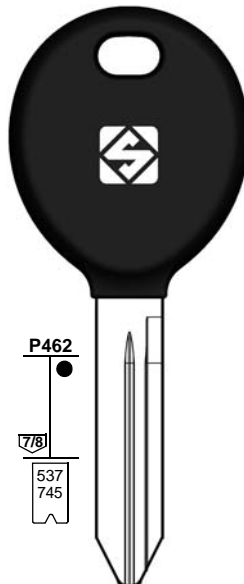
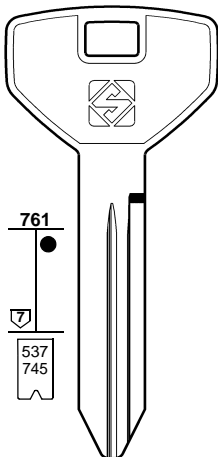
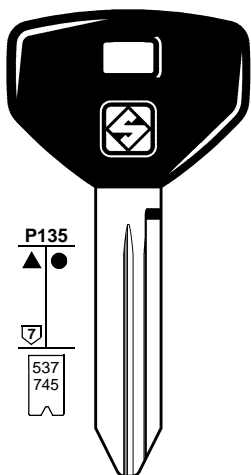
NEIMAN - VACHETTE



VALEO

FOR:  
PER:

## PLYMOUTH



**CY22P**

M .... 1-2618  
FL .... 1-262  
L .... 1-3580

**CY23**

M .... 1-2618  
L .... 1-3580

**CY24TE**

L .... 1-3580  
M .... 1-2618



**CY24MH**

L .... 1-3580  
M .... 1-2618



**CY24FH**















L .... 1-3580  
M .... 1-2618  
FT .... 1001-3000



**Y160-PT**

L .... 1-3580  
M .... 1-2618



1	2	2a	3	3a	3b	e1+e2		6	42+71	72	43+44a	12	15
						GTI COMPATIBLE		IGNITION 					
CAR MAKE MODEL	FROM	TO	SILCA REF.	SILCA REF.	SILCA REF.	COPY	GEN.	TRANSP. TYPE	FAST COPY PLUS RW4 PLUS FAST COPY/RW4	FAST COPY PLUS RW4 PLUS	FAST COPY RW4	STP	
													

For more info on the uses of car keys, refer to the Silca Electronic Keys Catalogue: 

### PEUGEOT

SOME MODELS	1999		NE73-CI										
SOME MODELS	1999		NE73-BI										
SOME MODELS	2001		HU83T										
SOME MODELS	2004		VA3-I										

### PIAGGIO

















PORTER	1993		DH4R										
PORTER	1993		DH4RP										

### PLYMOUTH

BREEZE	1999	2001	Y160-PT					TEX / CR	64				F
BREEZE	1999	2001	CY24MH	CY24TE	CY24FH	Y	Y	TEX / CR	64	Y	P-BOX		
NEON	1995	2000	CY23										
NEON	1995	2000	CY23										
NEON	1995	2000	CY22P										
NEON	2000	2001	Y160-PT					TEX / CR	64				F
NEON	2000	2001	CY24MH	CY24TE	CY24FH	Y	Y	TEX / CR	64	Y	P-BOX		
PROWLER	2000	2002	Y160-PT					TEX / CR	64				F
PROWLER	2000	2002	CY24MH	CY24TE	CY24FH	Y	Y	TEX / CR	64	Y	P-BOX		















FOR:  
PER:
















# PONTIAC

					
P233	P339	P339	P340	P340	P339
Primary	Master	Valet	Master	Valet	
567	567	567	567	567	2020
..... AA00-7T51 ..... S000A-S711K	..... 1-1988 H ..... 1-3988 O ..... 5000-6999 ..... S000A-S711K	..... 1-1988 H ..... 1-3988 O ..... 5000-6999 ..... S000A-S711K	O ..... 5000-6999	O ..... 5000-6999	G ..... 0-3631
 <b>GM39EP</b>	 <b>B99-PT</b>	 <b>B100-PT</b>	 <b>B104-PT</b>	 <b>B103-PT</b>	 <b>B111-PT</b>
	 <b>B99-PT5</b>	 <b>B100-PT5</b>	 <b>B104-PT5</b>	 <b>B103-PT5</b>	
BRIGGS & STRATTON		BRIGGS & STRATTON		BRIGGS & STRATTON	

FOR:  
PER:

# PONTIAC

			
P310	P452	P443	P442
110	S882	S882	S882
J ..... 1-1200	60000-62113	60000-62113	60000-62113
 <b>DWO4RT6</b>	 <b>DWO4RFH</b>	 <b>GM45TE</b>	 <b>GM45MH</b>
J ..... 1-1200	J ..... 1-1200 T ..... 1-1200 M ..... 1-1200	60000-62113	60000-62113
	 <b>FH FLIP</b>	 <b>TE KEY</b>	 <b>MH KEY</b>
			 <b>FH FLIP</b>
			 <b>EK3P-GM45</b>
			60000-62113
BRIGGS & STRATTON		BRIGGS & STRATTON	

1	2	2a	3	3a	3b	e1+e2		6	42+71	72	43+44a	12	15	
						GTI COMPATIBLE		IGNITION						
														
CAR MAKE MODEL	FROM	TO	SILCA REF.	SILCA REF.	SILCA REF.	COPY	GEN.	TRANSP. TYPE	FAST COPY PLUS RW4 PLUS FAST COPY/RW4	FAST COPY PLUS RW4 PLUS	FAST COPY RW4	STP		
														

For more info on the uses of car keys, refer to the Silca Electronic Keys Catalogue:

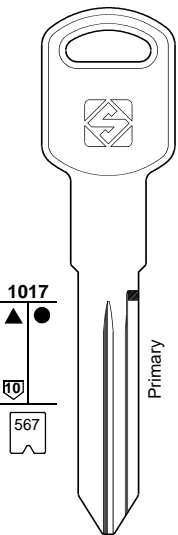


**PONTIAC**

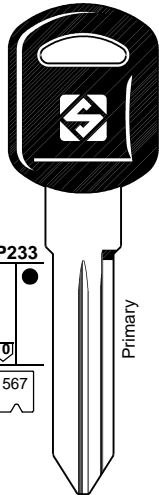
AZTEK	2001	2005	B100-PT5					MEG	13	Y	Y		A
AZTEK	2001	2005	B99-PT					MEG	13				A
AZTEK	2001	2005	B100-PT					MEG	13				A
AZTEK	2001	2005	B99-PT5					MEG	13	Y	Y		A
BONNEVILLE	2000	2005	B100-PT5					MEG	13	Y	Y		A
BONNEVILLE	2000	2005	B100-PT					MEG	13				A
BONNEVILLE	2000	2005	B99-PT					MEG	13				A
BONNEVILLE	2000	2005	B99-PT5					MEG	13	Y	Y		A
GRAND AM	1999	2005	GM39EP										
GRAND PRIX	2000	2003	B103-PT					MEG	13				A
GRAND PRIX	2000	2003	B104-PT					MEG	13				A
GRAND PRIX	2000	2003	B104-PT5					MEG	13	Y	Y		
GRAND PRIX	2000	2003	B103-PT5					MEG	13	Y	Y		
GRAND PRIX	2004	2008						MEG	13				A
G3	2010	2010	DWO4RT6		DWO4RFH			MEG / CR	48-A				
G3	2010							MEG / CR	48-A	Y	Y		
G5	2007	2010	B111-PT					PH / CR2	46				A
G6	2005	2010	B111-PT					PH / CR2	46				A
G8	2008	2009						PH / CR2	46				
G8	2008	2009	GM45MH	GM45TE	GM45FH	Y		PH / CR2	46	Y		P-BOX	
G8	2008	2009	EK3P-GM45					PH / CR2	46	Y		P-BOX	

FOR:  
PER:

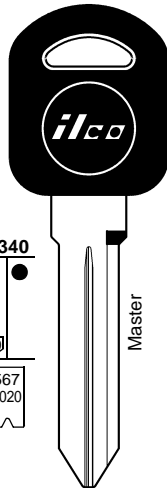
# PONTIAC



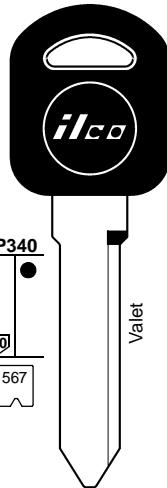
..... AA00-7T51  
..... S000A-S711K



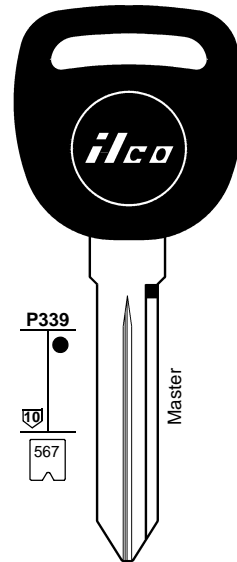
..... AA00-7T51  
..... S000A-S711K



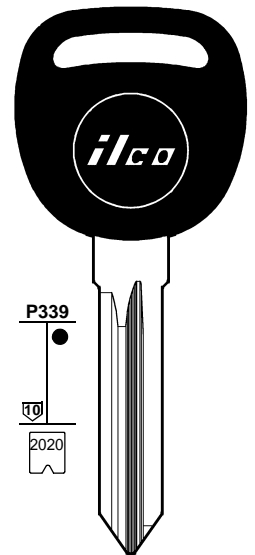
..... 1-1988  
H..... 1-3988  
O..... 5000-6999  
..... S000A-S711K



..... 1-1988  
H..... 1-3988  
O..... 5000-6999  
..... S000A-S711K



..... 1-1988  
H..... 1-3988  
O..... 5000-6999  
..... S000A-S711K



G..... 0-3631



B97-PT5



B98-PT5



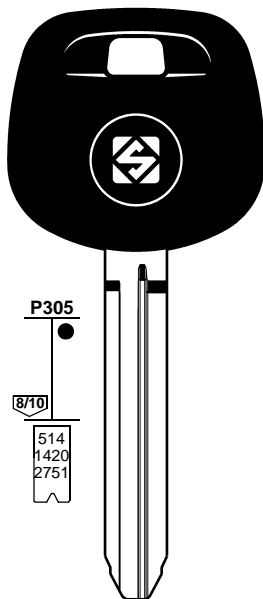
B99-PT5

BRIGGS & STRATTON

BRIGGS & STRATTON

FOR:  
PER:

# PONTIAC



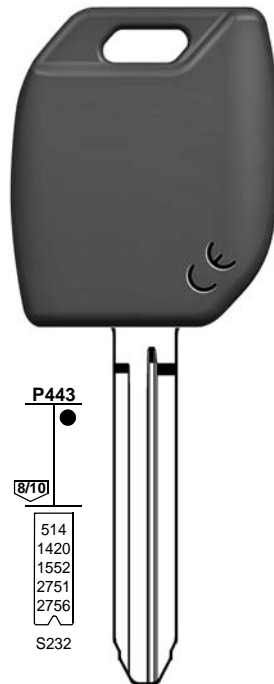
TOY43AT31

..... 10001-15000  
..... 50000-59999  
..... 60000-69999



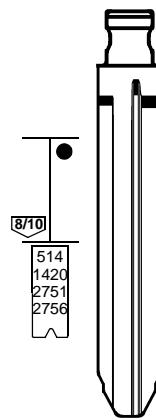
TOY43ATE

..... 10001-15000  
..... 50000-59999  
..... 60000-69999



TOY43MH

..... 10001-15000  
..... 50000-59999  
..... 60000-69999  
..... 25001-26200  
..... 1-5000



TOY43FH

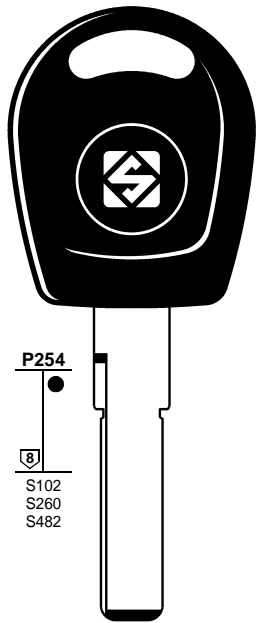
..... 10001-15000  
..... 50000-59999  
..... 60000-69999  
..... 25001-26200



FOR:  
PER:

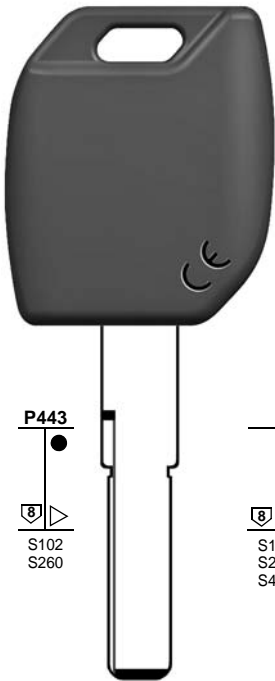
# PORSCHE

# PROTON



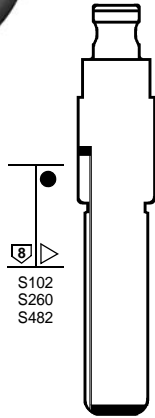
P254

S102  
S260  
S482

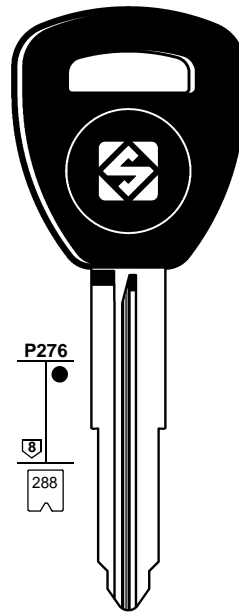


P443

S102  
S260

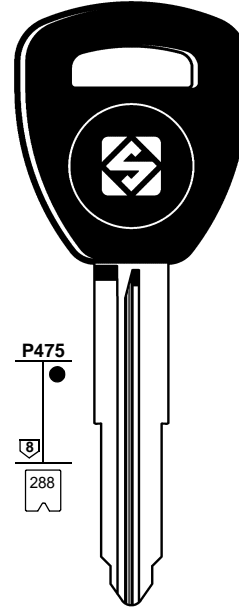


S102  
S260  
S482



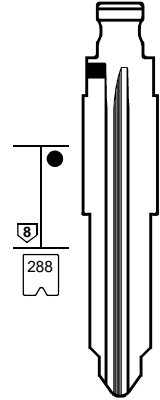
P276

288





P475

288



288

  
**HU66T5**  
1ATS ..... 00001-17850  
..... 1-2000  
..... 1-6000

  
**HU66MH**  
..... 1-2000  
..... 0001-6000

  
**HU66FH**  
..... 1-2000  
..... 0001-6000

  
**HU66TE**  
..... 1-2000  
..... 0001-6000

  
**PO1RT4**  
..... 30010-32009

  
**PO1RTE**  
..... 30010-32009

  
**PO1RFH**  
..... 30010-32009

HUF - WITTE

HUF - WITTE

FOR:  
PER:

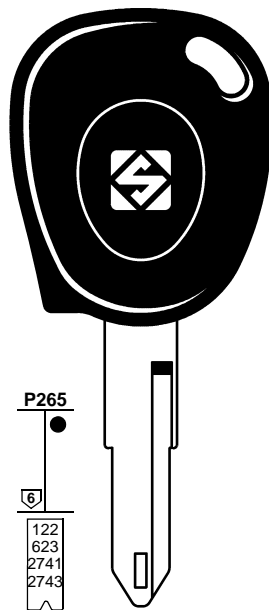
# PROTON

# RENAULT



P443

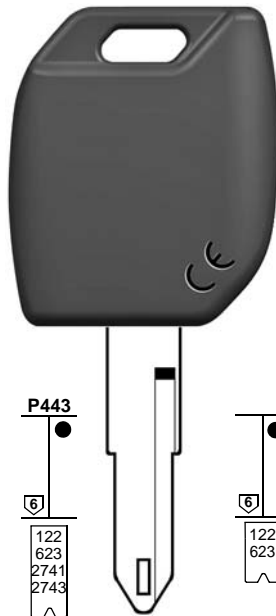
288



P265

122  
623  
2741  
2743

M-N-P-R-S

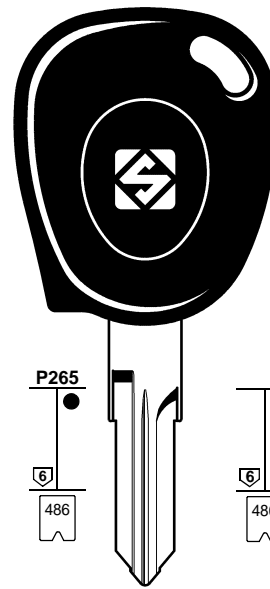


P443

122  
623  
2741  
2743


  
**NE73MH**  
..... M-N-P-R-S


  
**NE73FH**  
..... M-N-P-R-S



P265

486

  
**VAC102T1**  
..... 0/90/9 12345  
..... A/Z0/9 1-4092  
..... A/Z0/9 5001-9092

  
**VAC102FH**  
..... 0/90/9 12345  
..... A/Z0/9 1-4092  
..... A/Z0/9 5001-9092

  
**PO1RMH**  
..... 30010-32009

  
**NE73T5**  
  
**NE73T16**

  
**NE73TE**

VALEO

VALEO

VALEO



1	2	2a	3	3a	3b	e1+e2	6	42+71	72	43+44a	12	15	
						<b>GTI COMPATIBLE</b>		<b>IGNITION</b> 					
<b>CAR MAKE MODEL</b>	FROM	TO	SILCA REF.	SILCA REF.	SILCA REF.	COPY	GEN.	TRANSP. TYPE	FAST COPY PLUS RW4 PLUS FAST COPY/RW4	FAST COPY PLUS RW4 PLUS	FAST COPY RW4	STP	

For more info on the uses of car keys, refer to the Silca Electronic Keys Catalogue:

**PORSCHE**

911	1998	1999	HU66T5		HU66FH			MEG	13	Y	Y		
911	1999							MEG / CR	48				
968	1999							MEG / CR	48				
BOXSTER	1997	1998	HU66T5		HU66FH			MEG	13	Y	Y		
BOXSTER	1999	2000						MEG / CR	48				
CAYENNE	2003							PH / CR2	46				
CAYENNE	2003		HU66MH					PH / CR2	46	Y	P-BOX		
CAYMAN	2009							PH / CR2	46				
CAYMAN	2009		HU66MH	HU66TE	HU66FH	Y		PH / CR2	46	Y	P-BOX		

**PROTON**

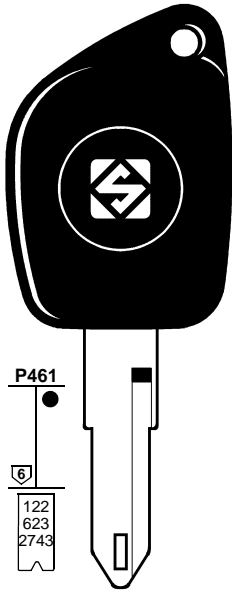
415	1996	1998	PO1RT4					TEXAS	4C				S10
415	1996	1998	PO1RMH	PO1RTE	PO1RFH	Y	Y	TEXAS	4C	Y	P-BOX		
415	1998							TEM / CR	8C				
416	1996	1998	PO1RT4					TEXAS	4C				S10
416	1996	1998	PO1RMH	PO1RTE	PO1RFH	Y	Y	TEXAS	4C	Y	P-BOX		
416	1998							TEM / CR	8C				

**RENAULT**

AVANTIME	2001	2003	NE73T16					TEX / CR	60				
AVANTIME	2001	2003	NE73MH	NE73TE	NE73FH	Y	Y	TEX / CR	60	Y	P-BOX		
CAPTUR	2013		SMARTKEY					PH / CR2	46				
CLIO	1995	2001	VAC102T1		VAC102FH			PH	33	Y	Y		
CLIO	1995	2001	NE73T5		NE73FH			PH	33	Y	Y		
CLIO II	2001	2012						PH / CR2	46				

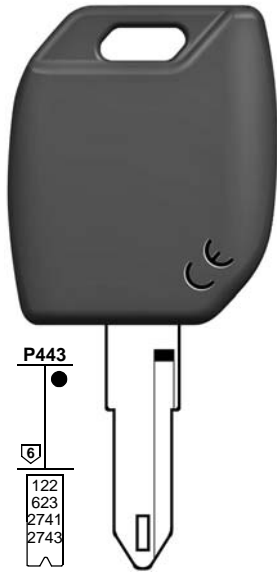
FOR:  
PER:

# RENAULT



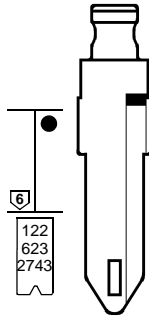
**NE72ATE**

- ..... 1/9 . . A/Z/A/Z MNPRS
- ..... 0/90/9 MNPRS
- ..... 1/9 . . A/Z MNPRS
- ..... 1/9 . . A/Z MNPRS
- ..... 1/9 . . A/Z MNPRS
- ..... 1/9 . . A/Z MNPRS
- ..... 1/9 . . A/Z MNPRS



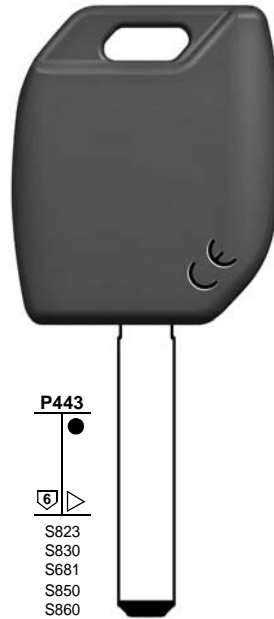
**NE72MH**

- ..... M-N-P-R-S
- ..... 0/90/9 MNPRS
- ..... 1/9 . . A/Z MNPRS
- ..... 1/9 . . A/Z MNPRS
- ..... 1/9 . . A/Z/A/Z MNPRS
- ..... 1/9 . . A/Z MNPRS
- ..... 1/9 . . A/Z MNPRS
- ..... 1/9 . . A/Z MNPRS



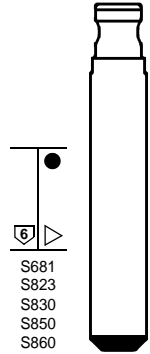
**NE72FH**

- ..... 1/9 . . A/Z/A/Z MNPRS
- ..... 0/90/9 MNPRS
- ..... 1/9 . . A/Z MNPRS
- ..... 1/9 . . A/Z MNPRS
- ..... 1/9 . . A/Z MNPRS
- ..... 1/9 . . A/Z MNPRS
- ..... 1/9 . . A/Z MNPRS



**VA6MH**

- ..... 1234Q5678H
- ..... ABCDEF
- ..... 12897-A9999



**VA6FH**

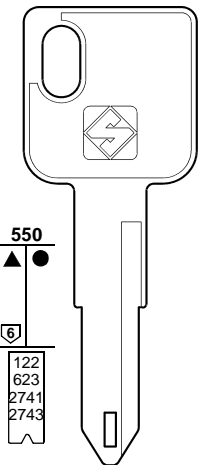
- ..... 12897-A9999
- ..... ABCDEF
- ..... 1234Q5678H

VALEO

HUF - VALEO

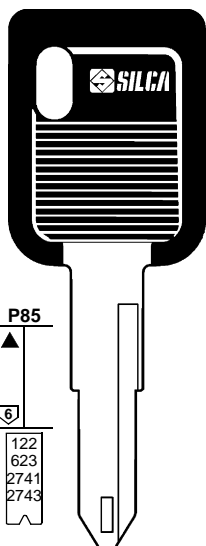
FOR:  
PER:

# RENAULT



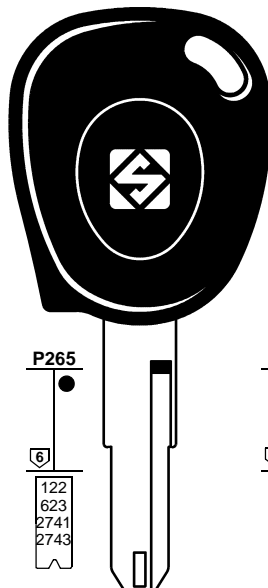
**NE73**

- ..... 1/9 . . A/Z MNPRS
- ..... 0/90/9 MNPRS
- ..... 1/9 . . A/Z MNPRS
- ..... 1/9 . . A/Z/A/Z MNPRS
- ..... 1/9 . . A/Z MNPRS
- ..... 1/9 . . A/Z MNPRS
- ..... 1/9 . . A/Z MNPRS



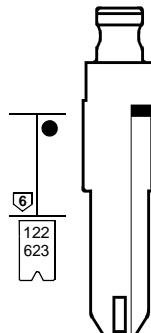
**NE73DP**

- ..... 1/9 . . A/Z MNPRS
- ..... 0/90/9 MNPRS
- ..... 1/9 . . A/Z MNPRS
- ..... 1/9 . . A/Z/A/Z MNPRS
- ..... 1/9 . . A/Z MNPRS
- ..... 1/9 . . A/Z MNPRS
- ..... 1/9 . . A/Z MNPRS



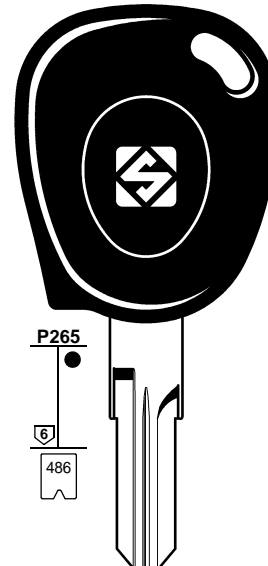
**NE73T5**

M-N-P-R-S



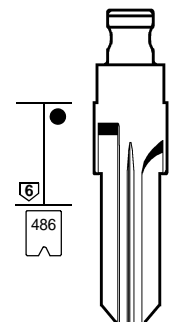
**NE73FH**

M-N-P-R-S



**VAC102T1**

- ..... 0/90/9 12345
- ..... A/Z0/9 1-4092
- ..... A/Z0/9 5001-9092



**VAC102FH**

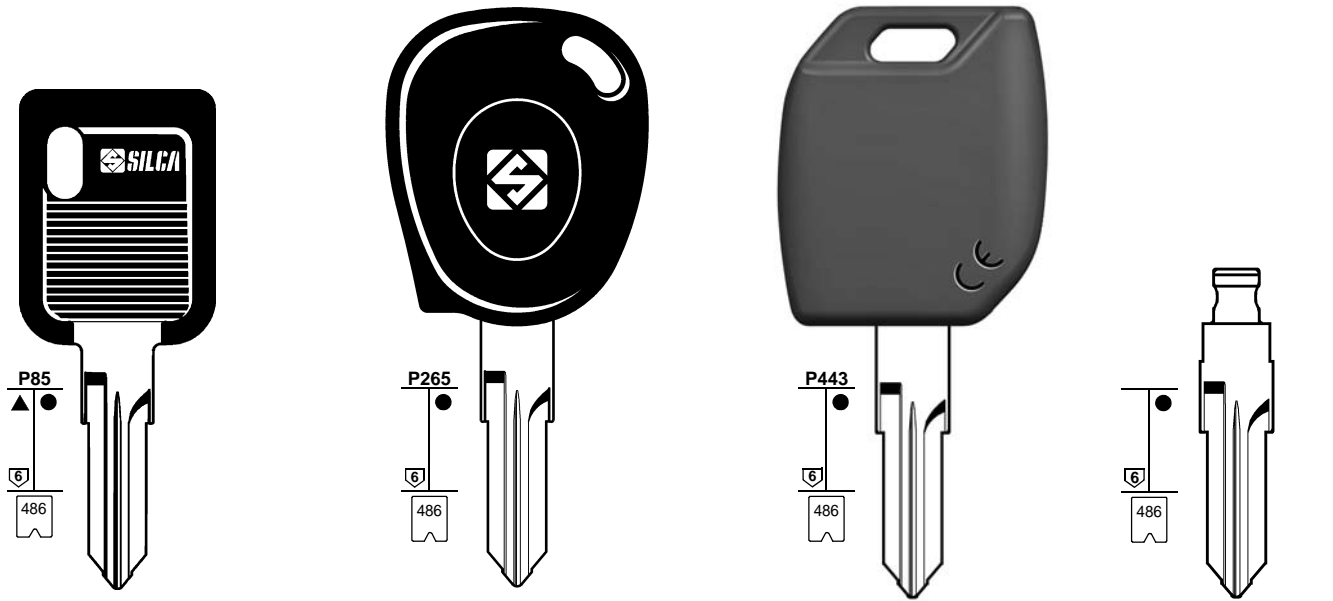
- ..... 0/90/9 12345
- ..... A/Z0/9 1-4092
- ..... A/Z0/9 5001-9092

VALEO



FOR:  
PER:

# RENAULT



**VAC102DP**  
 ..... A/Z 0/9 5001-9092  
 ..... 0/90/9 12345  
 ..... A/Z 0/9 1-4092

**VAC102T1**  
 ..... 0/90/9 12345  
 ..... A/Z 0/9 1-4092  
 ..... A/Z 0/9 5001-9092

**VAC102TE**  
**TE KEY**  
 ..... A/Z 0/9 1-4092  
 ..... A/Z 0/9 5001-9092  
 ..... 0/90/9 12345

**VAC102MH**  
**MH KEY**  
 ..... A/Z 0/9 1-4092  
 ..... A/Z 0/9 5001-9092  
 ..... A/Z 0/9 1-2-3-4-5

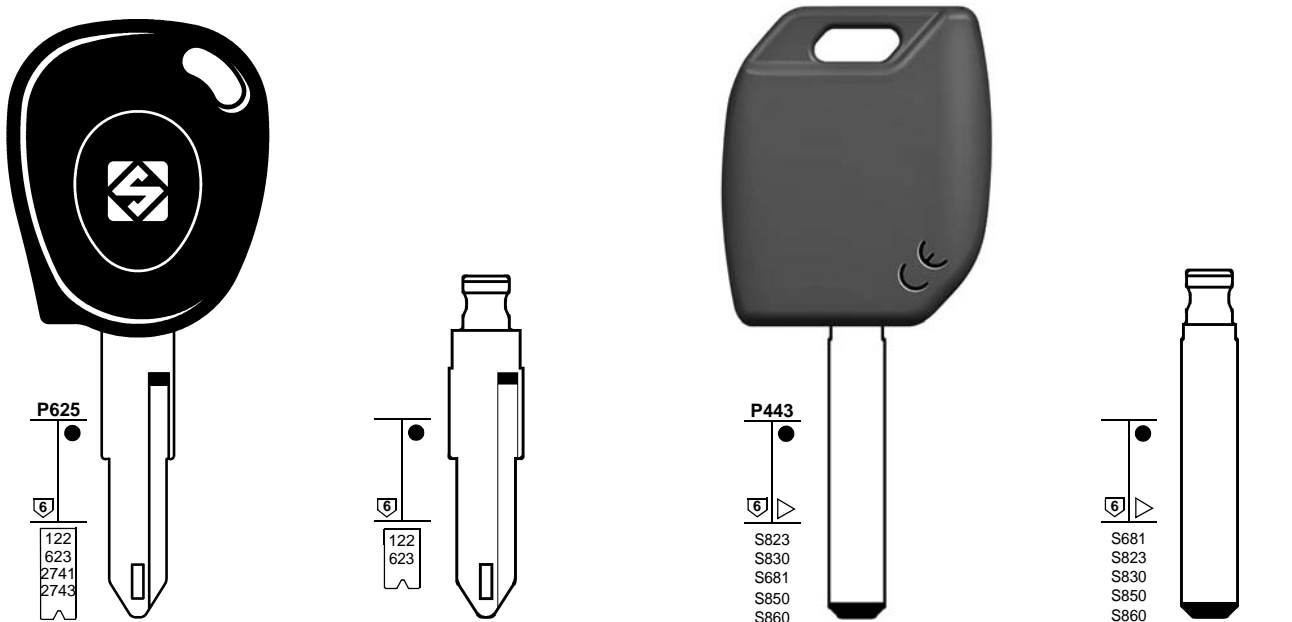
**VAC102FH**  
**FH FLIP**  
 ..... A/Z 0/9 1-4092  
 ..... A/Z 0/9 5001-9092

VALEO

VALEO

FOR:  
PER:

# RENAULT



**NE73T5**  
 ..... 122  
 ..... 623  
 ..... 2741  
 ..... 2743

**NE73FH**  
 ..... 122  
 ..... 623

**VA6MH**  
**MH KEY**  
 ..... S823  
 ..... S830  
 ..... S681  
 ..... S850  
 ..... S860  
 ..... S903  
 ..... S1336

**VA6FH**  
**FH FLIP**  
 ..... S681  
 ..... S823  
 ..... S830  
 ..... S850  
 ..... S860  
 ..... S903  
 ..... S1336

**NE73T5**  
 ..... M-N-P-R-S

**NE73T32**  
 ..... M-N-P-R-S

**NE73FH**  
 ..... M-N-P-R-S

**VA6MH**  
 ..... 1234Q5678H  
 ..... ABCDEF  
 ..... 12897-A9999

**VA6FH**  
 ..... 12897-A9999  
 ..... ABCDEF  
 ..... 1234Q5678H

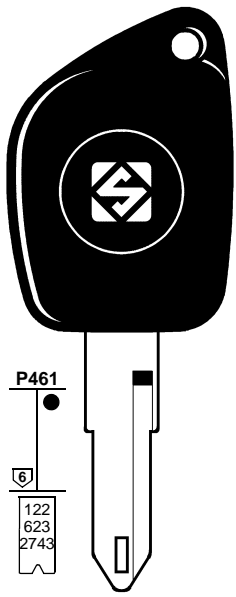
NEIMAN - VALEO

HUF - VALEO



FOR:  
PER:

## RENAULT



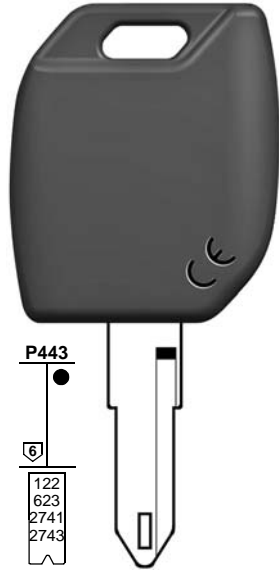
P461

122  
623  
2743



### NE72ATE

..... 1/9 . . . A/ZA/Z MNPRS  
..... 0/90/9 MNPRS  
..... 1/9 . . . A/Z MNPRS  
..... 1/9 . . . A/Z MNPRS  
..... 1/9 . . . A/Z MNPRS  
..... 1/9 . . . A/Z MNPRS  
..... 1/9 . . . A/Z MNPRS  
..... 1/9 . . . A/Z MNPRS  
..... 1/9 . . . A/Z MNPRS



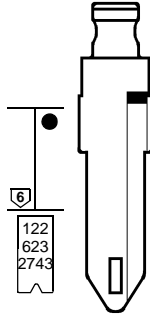
P443

122  
623  
2741  
2743



### NE72MH

..... M-N-P-R-S  
..... 0/90/9 MNPRS  
..... 1/9 . . . A/Z MNPRS  
..... 1/9 . . . A/Z MNPRS  
..... 1/9 . . . A/Z MNPRS  
..... 1/9 . . . A/ZA/Z MNPRS  
..... 1/9 . . . A/Z MNPRS  
..... 1/9 . . . A/Z MNPRS  
..... 1/9 . . . A/Z MNPRS  
..... 1/9 . . . A/Z MNPRS  
..... 1/9 . . . A/Z MNPRS



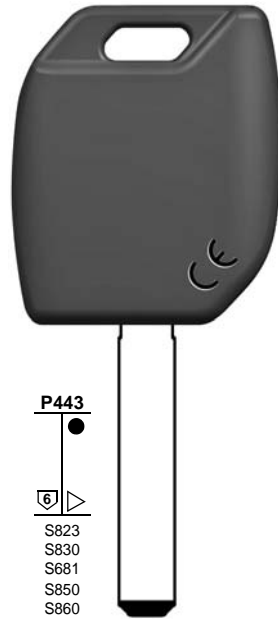
P443

122  
623  
2743



### NE72FH

..... 1/9 . . . A/ZA/Z MNPRS  
..... 0/90/9 MNPRS  
..... 1/9 . . . A/Z MNPRS  
..... 1/9 . . . A/Z MNPRS  
..... 1/9 . . . A/Z MNPRS  
..... 1/9 . . . A/Z MNPRS  
..... 1/9 . . . A/Z MNPRS  
..... 1/9 . . . A/Z MNPRS  
..... 1/9 . . . A/Z MNPRS



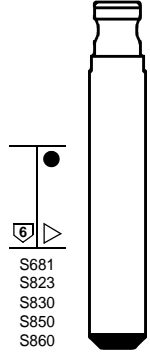
P443

S823  
S830  
S681  
S850  
S860  
S903  
S1336



### VA6MH

..... 1234Q5678H  
..... ABCDEF  
..... 12897-A9999



P443

S681  
S823  
S830  
S850  
S860  
S903  
S1336



### VA6FH

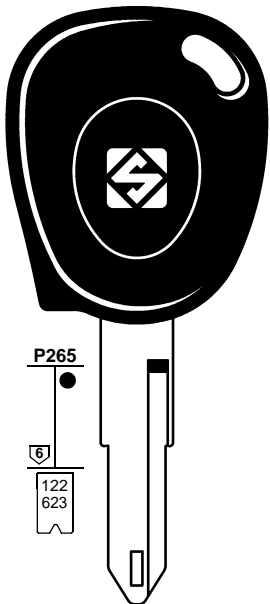
..... 12897-A9999  
..... ABCDEF  
..... 1234Q5678H

VALEO

HUF - VALEO

FOR:  
PER:

## RENAULT



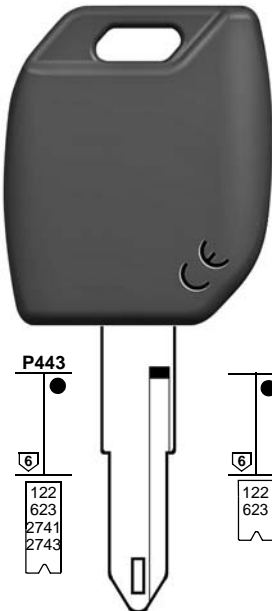
P265

122  
623



### NE73TE

..... M-N-P-R-S



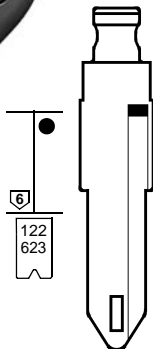
P443

122  
623  
2741  
2743



### NE73MH

..... M-N-P-R-S



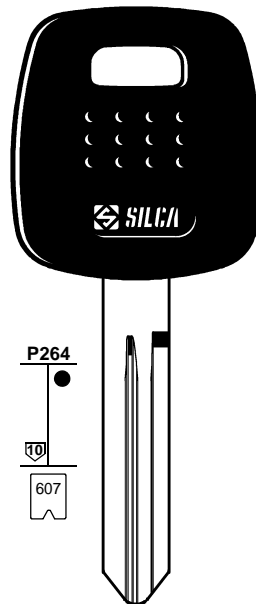
P443

122  
623



### NE73FH

..... M-N-P-R-S



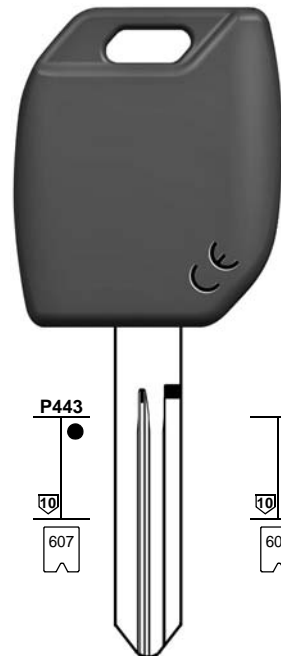
P264

607



### NSN19TE

..... 1-22185  
..... 30001-37850



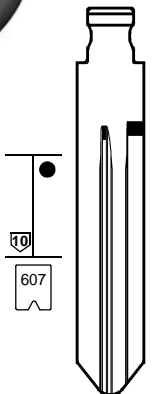
P443

607



### NSN19MH

..... 1-22185  
..... 30001-37850



P443

607



### NSN19FH

..... 1-22185  
..... 30001-37850

VALEO

VALEO

VALEO

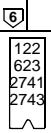


FOR:  
PER:

# RENAULT



P265



M-N-P-R-S

NE73T5

NE73T8

NE73MH

NE73FH

VA6MH

VA6FH

NE73T16

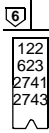
NE73T32

NE73TE


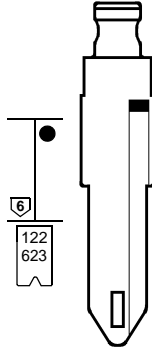
VALEO



P443



M-N-P-R-S




M-N-P-R-S

VALEO



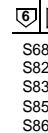
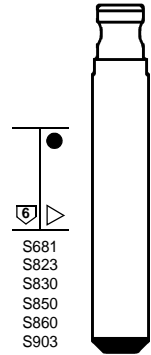
P443



S823  
S830  
S681  
S850  
S860  
S903  
S1336

1234Q5678H  
ABCDEF  
12897-A9999

HUF - VALEO




S681  
S823  
S830  
S850  
S860  
S903  
S1336

12897-A9999  
ABCDEF  
1234Q5678H

FOR:  
PER:

# RENAULT



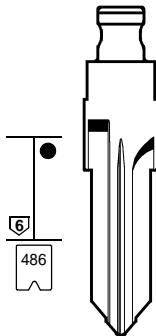
P265



VAC102T1

0/90/9 12345  
A/Z0/9 1-4092  
A/Z0/9 5001-9092

VALEO




P265



VAC102FH

0/90/9 12345  
A/Z0/9 1-4092  
A/Z0/9 5001-9092



P461



NE72ATE

1/9 . A/AZ MNPRS  
0/90/9 MNPRS  
1/9 . A/Z MNPRS  
1/9 . A/Z MNPRS  
1/9 . A/Z MNPRS  
1/9 . A/Z MNPRS  
1/9 . A/Z MNPRS  
1/9 . A/Z MNPRS  
1/9 . A/Z MNPRS

VALEO



P443



NE72MH

M-N-P-R-S  
0/90/9 MNPRS  
1/9 . A/Z MNPRS  
1/9 . A/Z MNPRS  
1/9 . A/Z MNPRS  
1/9 . A/Z/AZ MNPRS  
1/9 . A/Z MNPRS  
1/9 . A/Z MNPRS  
1/9 . A/Z MNPRS  
1/9 . A/Z MNPRS

NE72FH

1/9 . A/AZ MNPRS  
0/90/9 MNPRS  
1/9 . A/Z MNPRS  
1/9 . A/Z MNPRS  
1/9 . A/Z MNPRS  
1/9 . A/Z MNPRS  
1/9 . A/Z MNPRS  
1/9 . A/Z MNPRS  
1/9 . A/Z MNPRS

VALEO



1	2	2a	3	3a	3b	e1+e2	6	42+71	72	43+44a	12	15
---	---	----	---	----	----	-------	---	-------	----	--------	----	----

GTI COMPATIBLE

IGNITION



CAR MAKE MODEL	FROM	TO	SILCA REF.	SILCA REF.	SILCA REF.	COPY	GEN.	TRANSP. TYPE	FAST COPY PLUS RW4 PLUS FAST COPY/RW4	FAST COPY PLUS RW4 PLUS	FAST COPY RW4	STP

For more info on the uses of car keys, refer to the Silca Electronic Keys Catalogue:



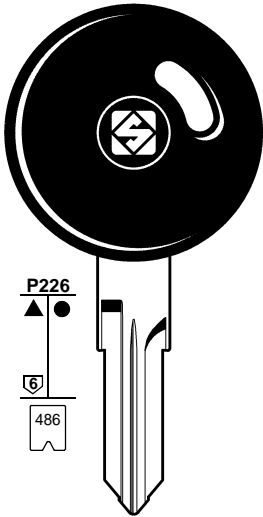
**RENAULT**

MEGANE	1996	1998	NE73T5		NE73FH			PH	33	Y	Y	
MEGANE	1998	2000	NE73T8					TEX / CR	64			
MEGANE	1998	2000	NE73MH	NE73TE	NE73FH	Y	Y	TEX / CR	64	Y	P-BOX	
MEGANE	2000	2003	NE73T16					TEX / CR	60			
MEGANE	2000	2003	NE73MH	NE73TE	NE73FH	Y	Y	TEX / CR	60	Y	P-BOX	
MEGANE II	2002	2008	SMARTKEY					PH / CR2	46			
MEGANE III	2008		SMARTKEY					PH / CR2	46			
MODUS	2004							PH / CR2	46			
MODUS	2004		VA6MH		VA6FH	Y		PH / CR2	46	Y	P-BOX	
SAFRANE	1995	2001	VAC102T1		VAC102FH			PH	33	Y	Y	
SAFRANE	1995	2001	NE73T5		NE73FH			PH	33	Y	Y	
THALIA	2001	2008	NE72MH	NE72ATE	NE72FH	Y		PH / CR2	46	Y	P-BOX	
TRAFIC	2002		NE73T32					PH / CR2	46			
TRAFIC	2002		NE72MH	NE72ATE	NE72FH	Y	Y	PH / CR2	46	Y	P-BOX	

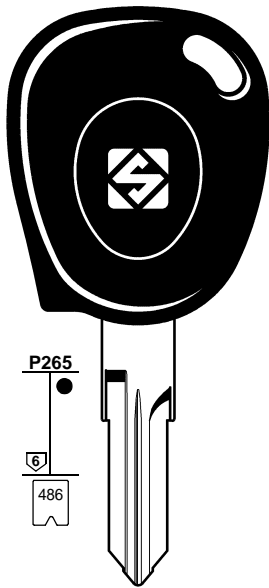
FOR:  
PER:

# RENAULT

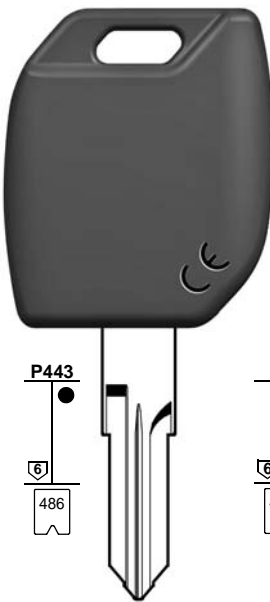
Blue and green head  
Testa blu e verde



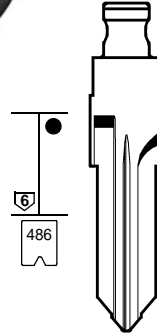
**VAC102GP**  
..... A/Z/0/9 5001-9092  
..... 0/90/9 12345  
..... A/Z/0/9 1-4092



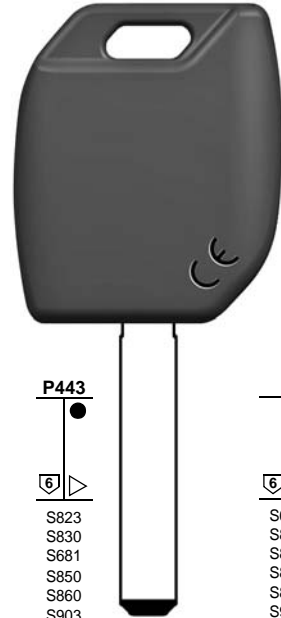
**VAC102T1**  
..... 0/90/9 12345  
..... A/Z/0/9 1-4092  
..... A/Z/0/9 5001-9092



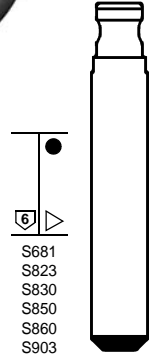
**VAC102MH**  
..... 0/90/9 12345  
..... A/Z/0/9 1-4092  
..... A/Z/0/9 5001-9092



**VAC102FH**  
..... 0/90/9 12345  
..... A/Z/0/9 1-4092  
..... A/Z/0/9 5001-9092



**VA6MH**  
..... 1234Q5678H  
..... ABCDEF  
..... 12897-A9999



**VA6FH**  
..... 12897-A9999  
..... ABCDEF  
..... 1234Q5678H

**VAC102TE**  
..... 0/90/9 12345  
..... A/Z/0/9 1-4092  
..... A/Z/0/9 5001-9092

VALEO

VALEO

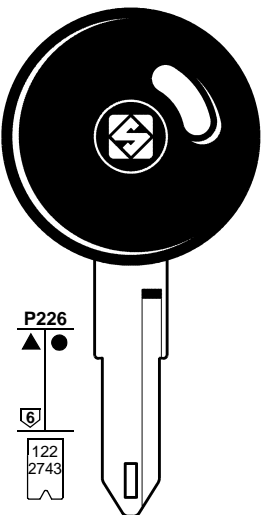
VALEO

HUF - VALEO

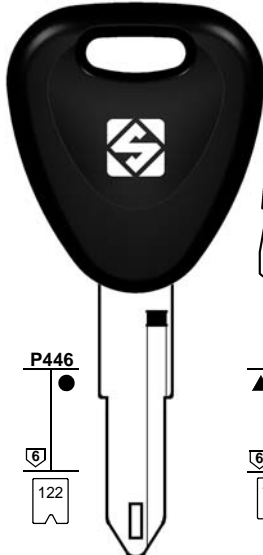
FOR:  
PER:

# RENAULT

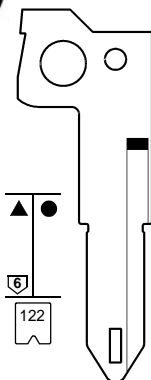
Blue and green head  
Testa blu e verde



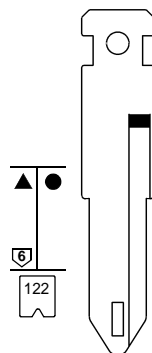
**NE72GP**  
1/9 ..... A/Z MNPRS  
..... 0/90/9 MNPRS  
..... 1/9 .. A/Z MNPRS  
..... 1/9 .. A/Z MNPRS  
..... 1/9 .. A/Z MNPRS  
..... 1/9 .. A/Z MNPRS  
..... 1/9 .. A/Z MNPRS  
..... 1/9 .. A/Z MNPRS



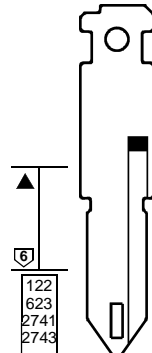
**NE73TP**  
1/9 ..... A/Z MNPRS  
..... 0/90/9 MNPRS  
..... 1/9 .. A/Z MNPRS  
..... 1/9 .. A/Z MNPRS  
..... 1/9 .. A/Z MNPRS  
..... 1/9 .. A/Z MNPRS  
..... 1/9 .. A/Z MNPRS  
..... 1/9 .. A/Z MNPRS



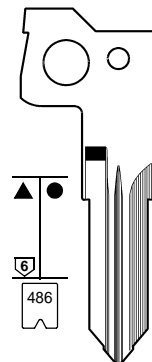
**NE73-BI**  
..... 1/9 .....  
1/9 ..... A/Z  
1/9 ..... A/Z  
1/9 ..... A/Z  
1/9 ..... A/Z  
1/9 ..... A/Z  
1/9 ..... A/Z  
1/9 ..... A/Z  
1/9 ..... A/Z  
..... 0/9 0/9  
M-N-P-R-S



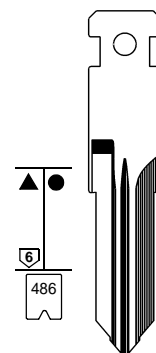
**NE73-CI**  
..... 1/9 .....  
1/9 ..... A/Z  
1/9 ..... A/Z  
1/9 ..... A/Z  
1/9 ..... A/Z  
1/9 ..... A/Z  
1/9 ..... A/Z  
1/9 ..... A/Z  
1/9 ..... A/Z  
..... 0/9 0/9  
M-N-P-R-S



**VA3-I**  
..... 1/9 .....  
1/9 ..... A/Z  
1/9 ..... A/Z  
1/9 ..... A/Z  
1/9 ..... A/Z  
1/9 ..... A/Z  
1/9 ..... A/Z  
1/9 ..... A/Z  
1/9 ..... A/Z  
..... 0/9 0/9  
M-N-P-R-S



**VAC102-BI**  
..... A/Z 0/9 1-4092  
..... A/Z 0/9 5001-9092  
..... A/Z 0/9 1-4092  
..... A/Z 0/9 5001-9092



**VAC102-CI**  
..... A/Z 0/9 1-4092  
..... A/Z 0/9 5001-9092  
..... A/Z 0/9 1-4092  
..... A/Z 0/9 5001-9092

VALEO



NEIMAN - VACHETTE

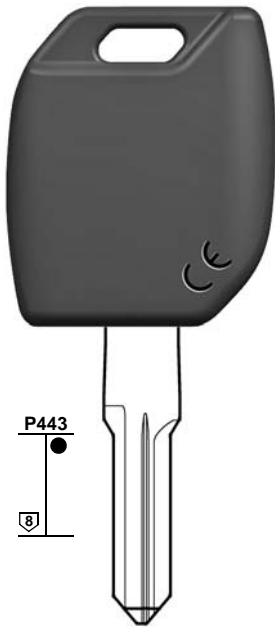


VALEO

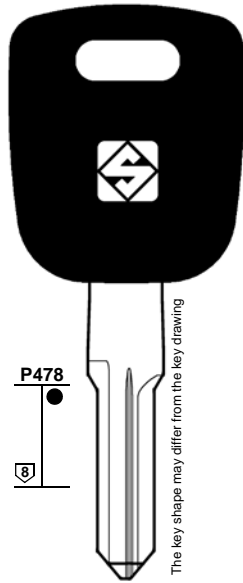


FOR:  
PER:

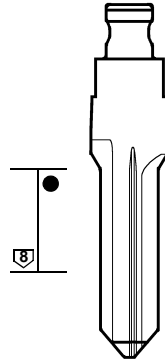
# RENAULT-DACIA



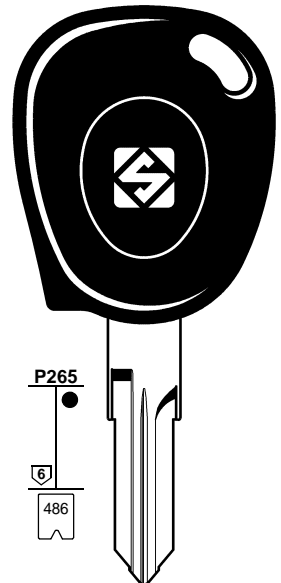
**MH KEY**  
**HU136MH**



**TE KEY**  
**HU136TE**



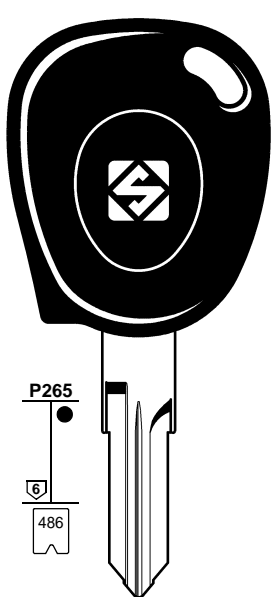
**FH FLIP**  
**HU136FH**



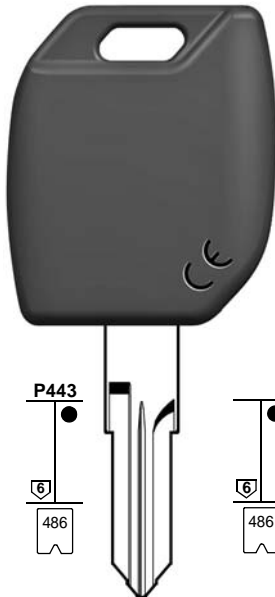
**VAC102T32**  
..... A/Z0/9 5001-9092  
..... 0/90/9 12345  
..... A/Z0/9 1-4092

FOR:  
PER:

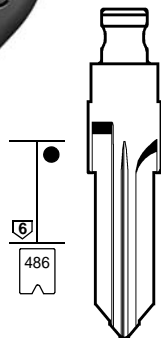
# RENAULT-DACIA



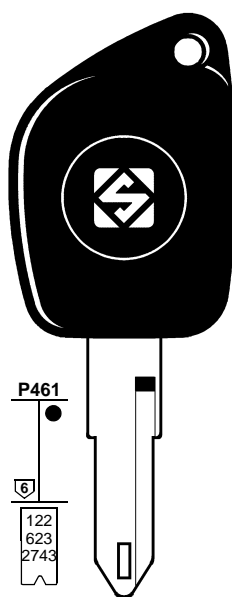
**TE KEY**  
**VAC102TE**  
..... A/Z 0/9 1-4092  
..... A/Z 0/9 5001-9092  
..... 0/90/9 12345



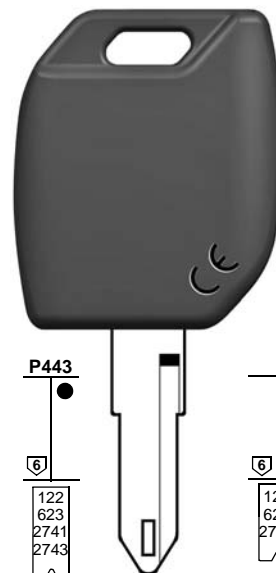
**MH KEY**  
**VAC102MH**  
..... A/Z 0/9 1-4092  
..... A/Z 0/9 5001-9092  
..... A/Z 0/9 1-2-3-4-5



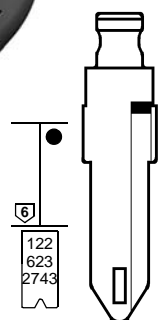
**FH FLIP**  
**VAC102FH**  
..... A/Z 0/9 1-4092  
..... A/Z 0/9 5001-9092



**TE KEY**  
**NE72ATE**  
..... 1/9 . . A/ZA/Z MNPRS  
..... 0/90/9 MNPRS  
..... 1/9 . . A/Z MNPRS  
..... 1/9 . . A/Z MNPRS  
..... 1/9 . . A/Z MNPRS  
..... 1/9 . . A/Z MNPRS  
..... 1/9 . . A/Z MNPRS  
..... 1/9 . . A/Z MNPRS  
..... 1/9 . . A/Z MNPRS



**MH KEY**  
**NE72MH**  
..... M-N-P-R-S  
..... 0/90/9 MNPRS  
..... 1/9 . . A/Z MNPRS  
..... 1/9 . . A/Z MNPRS  
..... 1/9 . . A/ZA/Z MNPRS  
..... 1/9 . . A/Z MNPRS  
..... 1/9 . . A/Z MNPRS  
..... 1/9 . . A/Z MNPRS  
..... 1/9 . . A/Z MNPRS



**FH FLIP**  
**NE72FH**  
..... 1/9 . . A/ZA/Z MNPRS  
..... 0/90/9 MNPRS  
..... 1/9 . . A/Z MNPRS  
..... 1/9 . . A/Z MNPRS  
..... 1/9 . . A/Z MNPRS  
..... 1/9 . . A/Z MNPRS  
..... 1/9 . . A/Z MNPRS  
..... 1/9 . . A/Z MNPRS  
..... 1/9 . . A/Z MNPRS

VALEO

VALEO

VALEO

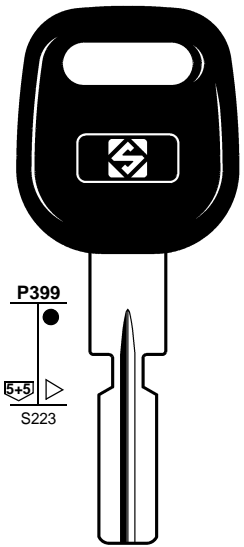
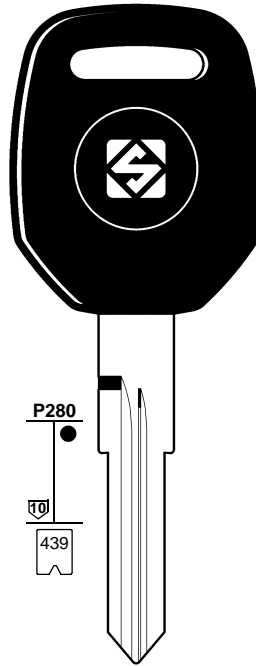
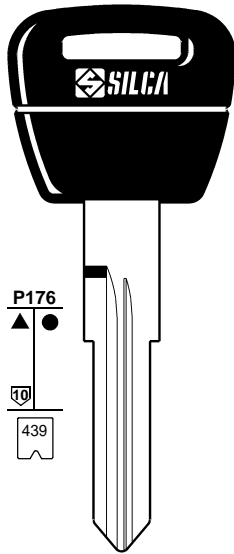
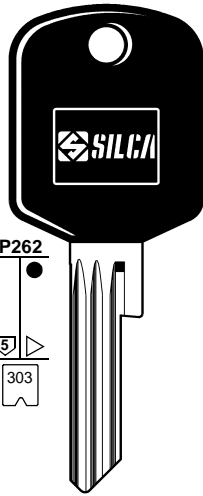
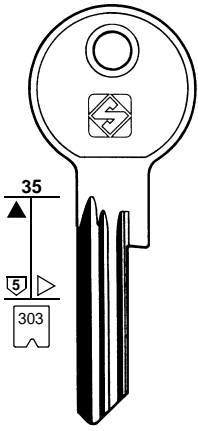
VALEO



FOR:  
PER:

# ROLLS ROYCE

# ROVER



**RR2**  
BHL.... 501-597

**RR2P**  
BHL.... 501-597

**NE77RDP**  
R....  
6001-8000

**NE77RT2**  
R....  
6001-8000

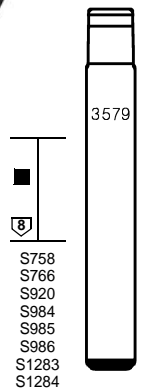
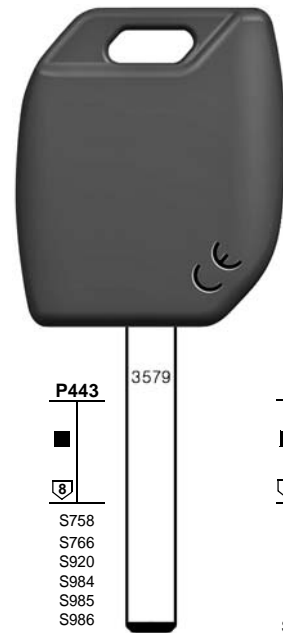
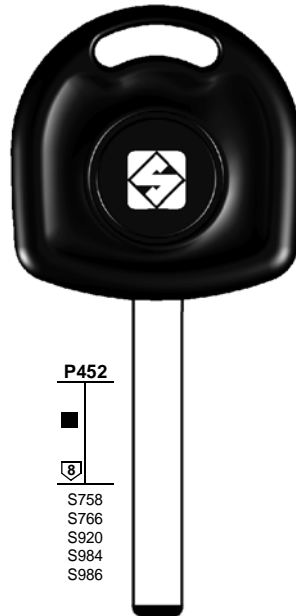
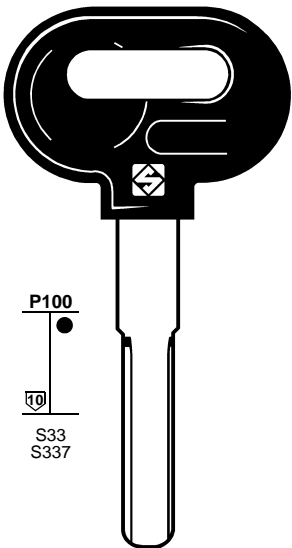
**HU109FP**  
.... 1-6000

VALEO

FOR:  
PER:

# SAAB

# SATURN (GM)



**YM30P**  
BC.... 0001-2865  
2S.... 0001-2675

**YM30T5**  
BC.... 0001-2865  
2S.... 0001-2675

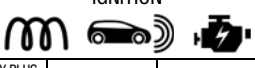















**HU100TE**  
Z.... 1-2000  
Z.... 2001-4000  
Z.... 4001-6000

**HU100MH**  
Z.... 1-2000  
Z.... 2001-4000  
Z.... 4001-6000

**HU100FH**  
Z.... 1-2000  
Z.... 2001-4000  
Z.... 4001-6000  
.... 0001-3679

HUF - VALEO

HUF - VALEO

1	2	2a	3	3a	3b	e1+e2		6	42+71	72	43+44a	12	15
						GTI COMPATIBLE		IGNITION 					
CAR MAKE MODEL	FROM	TO	SILCA REF.	SILCA REF.	SILCA REF.	COPY	GEN.	TRANSP. TYPE	FAST COPY PLUS RW4 PLUS FAST COPY/RW4	FAST COPY PLUS RW4 PLUS	FAST COPY RW4	STP	
													
For more info on the uses of car keys, refer to the Silca Electronic Keys Catalogue: 													
<b>ROLLS ROYCE</b>													
<b>ALL MODELS</b>	1997												
<b>SOME MODELS</b>	1995		<b>RR2P</b>										
<b>SOME MODELS</b>	1995		<b>RR2</b>										
<b>ROVER</b>													
<b>25</b>	2000		<b>NE77RDP</b>										
<b>45</b>	2000	2005						PH	73				
<b>75</b>	2004	2005						PH	73				
<b>400</b>	1997	1998	<b>NE77RT2</b>					PH	33	Y	Y		
<b>416</b>	1995	1999	<b>NE77RDP</b>										
<b>600</b>	1998		<b>NE77RT2</b>					PH	33	Y	Y		
<b>618</b>	1996	1999	<b>NE77RT2</b>					PH	33	Y	Y		
<b>620</b>	1995	1996	<b>NE77RDP</b>										
<b>620</b>	1996	1999	<b>NE77RT2</b>					PH	33	Y	Y		
<b>800</b>	1997	1998	<b>NE77RT2</b>					PH	33	Y	Y		
<b>ALL MODEL</b>	1998							PH	73				
<b>SOME MODELS</b>	1998		<b>HU109FP</b>										
<b>SAAB</b>													
<b>9-3</b>	1998	2003	<b>YM30T5</b>					MEG	13	Y	Y		
<b>9-3</b>	1998	2003						SAAB	8D				
<b>9-3</b>	2003							PH / CR2	46				
<b>9-5</b>	1998	2003	<b>YM30T5</b>					MEG	13	Y	Y		
<b>9-5</b>	1998	2002						SAAB	8D				
<b>9-5</b>	2003							PH / CR2	46				
<b>9-7 (USA)</b>	2006	2009						MEG	13				
<b>900</b>	1997	1998											
<b>9000</b>	1997	1998	<b>YM30P</b>										
<b>SATURN (GM)</b>													
<b>ASTRA</b>	2008	2009						PH / CR2	46				
<b>ASTRA</b>	2008	2009	<b>HU100MH</b>	<b>HU100TE</b>	<b>HU100FH</b>	Y		PH / CR2	46	Y	P-BOX		

FOR:  
PER:

# SATURN (GM)

**P340**  
567  
2020  
Master

**P339**  
2020

**P310**  
110

**P443**  
110

**B97-PT**  
..... 1-1988  
H ..... 1-3988  
O ..... 5000-6999  
..... S000A-S711K

**B111-PT**  
G ..... 0-3631

**DW05TE** (TE KEY)  
T ..... 1-1200

**DW05MH** (MH KEY)  
T ..... 1-1200

**DW05FH** (FH FLIP)  
T ..... 1-1200  
L ..... 1-1200  
V ..... 1-1200  
V ..... 2001-3200

BRIGGS & STRATTON

FOR:  
PER:

# SCION

**938**  
8/10

**P305**  
8/10  
514  
1420  
2751

**P443**  
8/10  
514  
1420  
1552  
2751  
2756  
S232

**8/10**  
514  
1420  
2751  
2756

**TOY43**

**TOY43AT31**  
..... 10001-15000  
..... 50000-59999  
..... 60000-69999

**TOY43ATE** (TE KEY)  
..... 10001-15000  
..... 50000-59999  
..... 60000-69999

**TOY43MH** (MH KEY)  
..... 10001-15000  
..... 50000-59999  
..... 60000-69999  
..... 25001-26200  
..... 1-5000

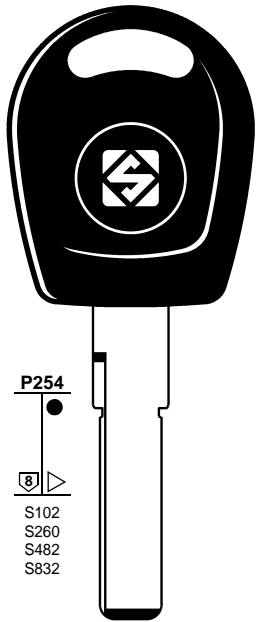
**TOY43FH** (FH FLIP)  
..... 10001-15000  
..... 50000-59999  
..... 60000-69999  
..... 25001-26200



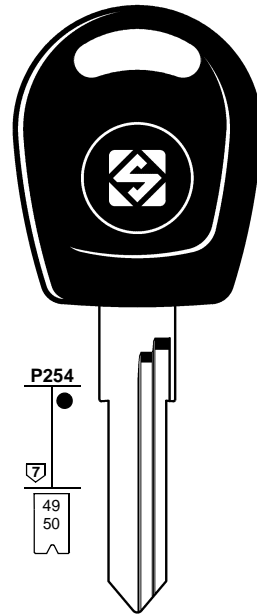
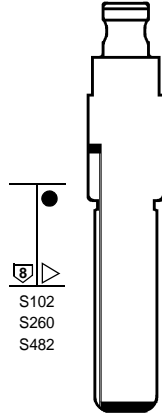


FOR:  
PER:


## SEAT



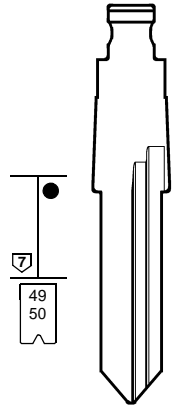
1ATS ..... 00001-17850  
..... 1-2000  
..... 1-6000



HU66FH  
..... 1-2000  
..... 0001-6000



AH ..... 1-8154  
AH ..... 1001-9282

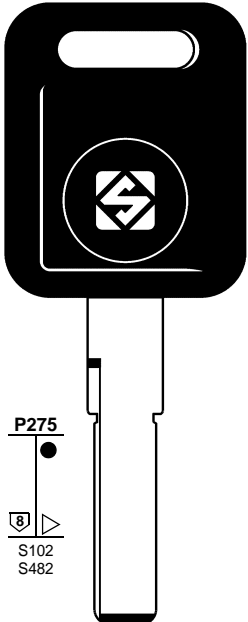


HU49FH  
AH ..... 1-8154  
AH ..... 1001-9282

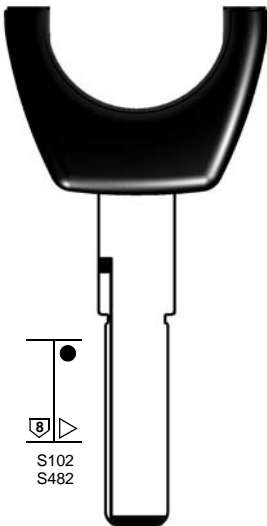


FOR:  
PER:

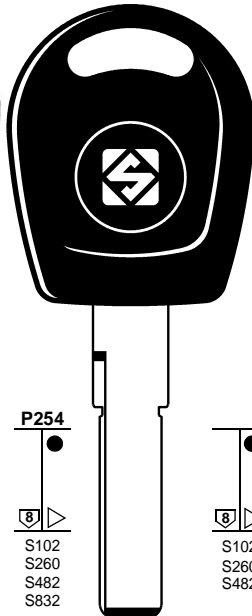
## SKODA



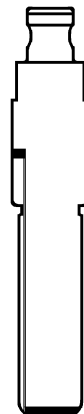
HU66AT6  
..... 1-2000  
1ATS00001-17850



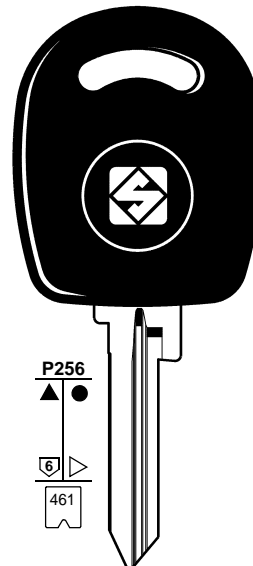
HU66CT5  
..... 1-2000  
1ATS00001-17850



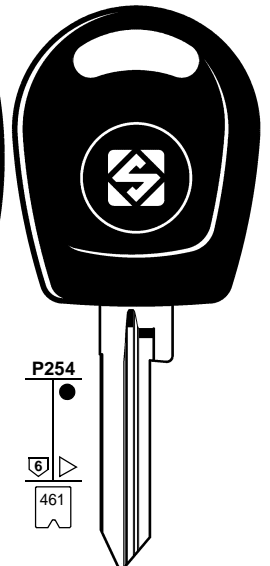
HU66T6  
..... 1-2000  
..... 1-6000  
1ATS00001-17850



HU66FH  
..... 1-2000  
..... 0001-6000



















SK22RBP  
4AE ..... 1-2780  
4AT ..... 1-2780



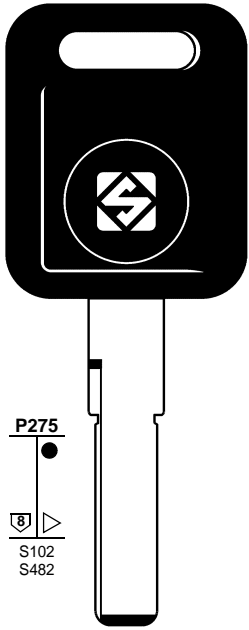
SK22RT1  
4AE ..... 1-2780  
4AT ..... 1-2780

HU66AT5  
..... 1-2000  
1ATS00001-17850

1	2	2a	3	3a	3b	e1+e2		6	42+71	72	43+44a	12	15
						<b>GTI COMPATIBLE</b>		<b>IGNITION</b> 					
CAR MAKE MODEL	FROM	TO	SILCA REF.	SILCA REF.	SILCA REF.	COPY	GEN.	TRANSP. TYPE	FAST COPY PLUS RW4 PLUS FAST COPY/RW4	FAST COPY PLUS RW4 PLUS	FAST COPY RW4	STP	
													
For more info on the uses of car keys, refer to the Silca Electronic Keys Catalogue: 													
<b>SEAT</b>													
ALHAMBRA	1996	1998	HU66T5		HU66FH			PH	33	Y	Y	S-V	
ALHAMBRA	1998	2000	HU66T10		HU66FH			PH / CR	42	Y	Y		
ALHAMBRA	2000	2005	HU66T28		HU66FH			PH / CR	4W	RD	RD		
ALHAMBRA	2006	2010	HU66T6		HU66FH			MEG / CR	48				
ALHAMBRA	2010							MEG / CR	A3				
ALTEA	2004	2005	HU66T6		HU66FH			MEG / CR	48				
ALTEA	2004	2008	HU66T23		HU66FH			MEG / CR	A3				
ALTEA	2008							MEG / CR	A3				
ALTEA XL	2006	2008	HU66T23		HU66FH			MEG / CR	A3				
ALTEA XL	2008							MEG / CR	A3				
AROSA	1997	1999	HU66T5		HU66FH			PH	33	Y	Y	S-V	
AROSA	1999	2001	HU66T10		HU66FH			PH / CR	42	Y	Y		
AROSA	2001	2005	HU66T28		HU66FH			PH / CR	4W	RD	RD		
CORDOBA	1995	1998	HU49T5		HU49FH			PH	33	Y	Y	S-V	
CORDOBA	1999	2002	HU66T10		HU66FH			PH / CR	42	Y	Y		
CORDOBA	2002	2009	HU66T6		HU66FH			MEG / CR	48				
EXEO	2008							MEG / CR	A3				
FREETRACK	2008							MEG / CR	A3				
IBIZA	1995	1998	HU49T5		HU49FH			PH	33	Y	Y	S-V	
IBIZA	1998	2002	HU66T10		HU66FH			PH / CR	42	Y	Y		
IBIZA	2002	2009	HU66T6		HU66FH			MEG / CR	48				
IBIZA	2008							MEG / CR	A3				
INCA	1996	1998	HU49T5		HU49FH			PH	33	Y	Y	S-V	
INCA	1998	2000	HU66T10		HU66FH			PH / CR	42	Y	Y		
INCA	2000	2003	HU66T28		HU66FH			PH / CR	4W	RD	RD		
LEON	2000	2005	HU66T6		HU66FH			MEG / CR	48				
LEON	2005	2008	HU66T23		HU66FH			MEG / CR	A3				
LEON	2008							MEG / CR	A3				
MARBELLA	1997	1998	HU49T5		HU49FH			TEMIC	11	Y	Y	T-F	
MII	2012							MEG / CR	A3				
TOLEDO	1995	1999	HU49T5		HU49FH			PH	33	Y	Y	S-V	
TOLEDO	1997	1999	HU66T5		HU66FH			MEG	13	Y	Y		
TOLEDO	2000	2004	HU66T6		HU66FH			MEG / CR	48				
TOLEDO	2005	2008	HU66T23		HU66FH			MEG / CR	A3				
<b>SKODA</b>													
CITIGO	2012							MEG / CR	A4				
FABIA	2000	2006	HU66AT6		HU66FH			MEG / CR	48				
FABIA	2007							MEG / CR	A4				
FELICIA	1995	1996	SK22RBP										
FELICIA	1996	1998	SK22RT1					PH	33	Y	Y	S-V	
FELICIA	1998	2001	HU66AT5		HU66FH			PH	33	Y	Y	S-V	
FELICIA	1998	2001	HU66CT5		HU66FH			PH	33	Y	Y	S-V	
FELICIA	1999	2001	HU66AT6		HU66FH			MEG / CR	48				
OCTAVIA	1997	2001	HU66AT5		HU66FH			MEG	13	Y	Y	Meg	
OCTAVIA	1997	2001	HU66CT5		HU66FH			MEG	13	Y	Y	Meg	
OCTAVIA	2001	2004	HU66T6		HU66FH			MEG / CR	48				

FOR:  
PER:

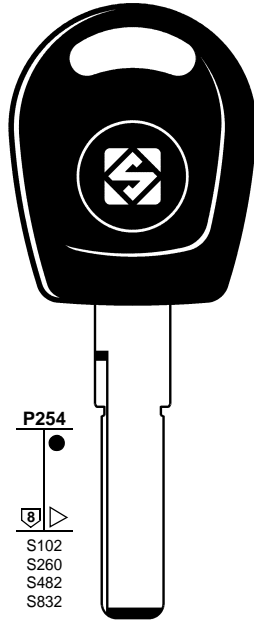
# SKODA



P275  
S102  
S482



**HU66AT5**  
.... 1-2000  
1ATS00001-17850



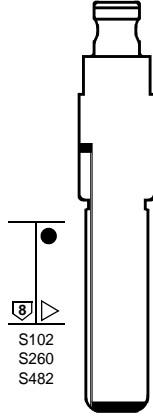
P254  
S102  
S260  
S482  
S832



**HU66T6**  
.... 1-2000  
.... 1-6000  
1ATS00001-17850



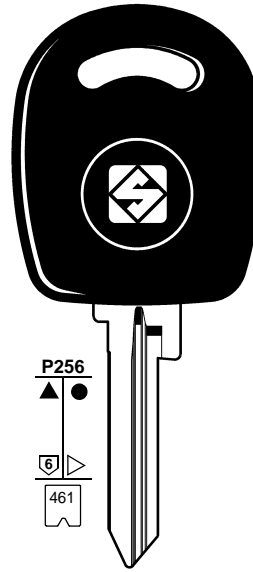
**HU66T26**  
1ATS00001-17850



P256  
S102  
S260  
S482



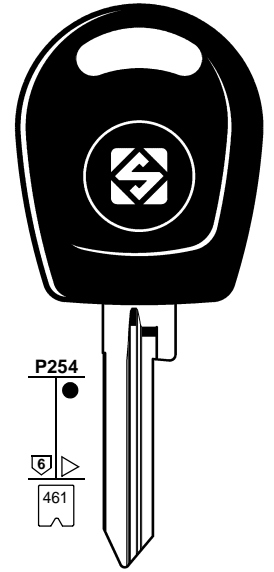
**HU66FH**  
.... 1-2000  
.... 0001-6000



P256  
461



**SK22RBP**  
4AE .... 1-2780  
4AT .... 1-2780



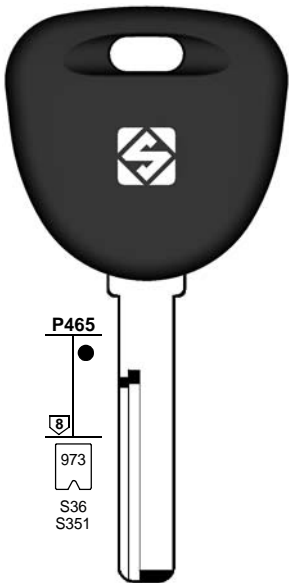
P254  
461



**SK22RT1**  
4AE .... 1-2780  
4AT .... 1-2780

FOR:  
PER:

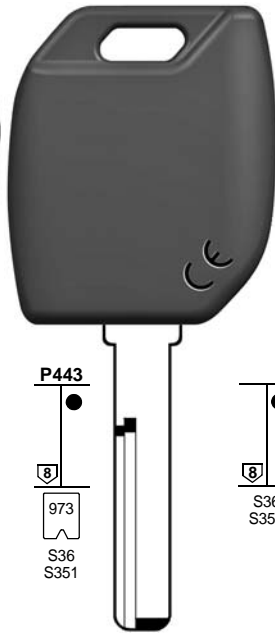
# SMART



P465  
973  
S36  
S351



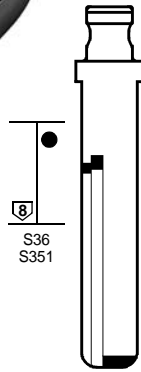
**HU56RTE**  
DH ....  
1-4000  
6001-8000



P443  
973  
S36  
S351



**HU56RMH**  
DH ....  
1-4000  
6001-8000



S36  
S351



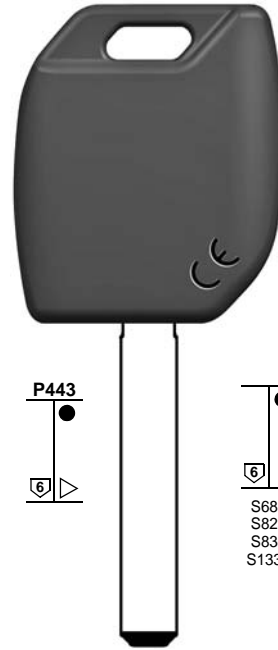
**HU56RFH**  
DH ....  
1-4000  
6001-8000



P454  
S681  
S823  
S830  
S1336



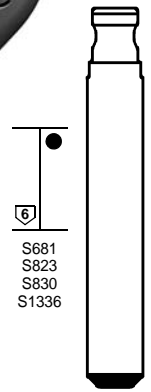
**VA2TE**  
..... 1-2-3-4-Q-5-6-7-8-H  
..... A-B-C-D-E-F



P443



**VA2MH**



S681  
S823  
S830  
S1336



**VA2FH**  
..... 1-2-3-4-Q-5-6-7-8-H  
..... A-B-C-D-E-F



FOR:  
PER:

# SSANGYONG

 <b>SSY1P</b> ..... 2001-3000	 <b>SSY2AP</b> H..... 1001-2000 S..... 1-2000	 <b>SSY3</b> K..... 0001-1000	 <b>SSY3TE</b> SK..... 1-1000 KH..... 1-1000	 <b>SSY3MH</b> SK..... 1-1000 KH..... 1-1000	 <b>SSY3FH</b> K..... 1-1000
-------------------------------------	--	-------------------------------------	---	---	------------------------------------

# SSANGYONG

# SUBARU

 <b>HYN10BP</b> R..... 1-1000 K..... 1-1000	 <b>NSN19T21</b> ..... 30001-37850	 <b>NSN19TE</b> ..... 1-22185 ..... 30001-37850	 <b>NSN19MH</b> ..... 1-22185 ..... 30001-37850
--	--	--	--

1	2	2a	3	3a	3b	e1+e2		6	42+71	72	43+44a	12	15
						<b>GTI COMPATIBLE</b>		<b>IGNITION</b> 					
<b>CAR MAKE MODEL</b>	FROM	TO	SILCA REF.	SILCA REF.	SILCA REF.	COPY	GEN.	TRANSP. TYPE	FAST COPY PLUS RW4 PLUS FAST COPY/RW4	FAST COPY PLUS RW4 PLUS	FAST COPY RW4	STP	

For more info on the uses of car keys, refer to the Silca Electronic Keys Catalogue:

**SSANGYONG**

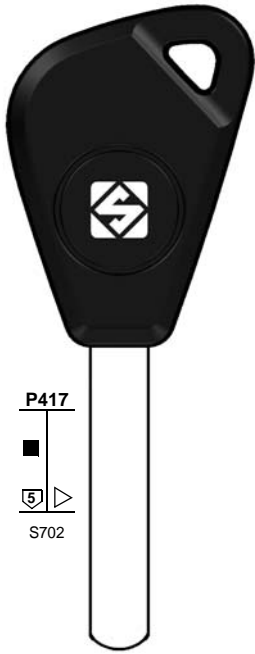
ACTYON	2007							TEX / CR	60				
ACTYON	2007		SSY3MH	SSY3TE	SSY3FH	Y	Y	TEX / CR	60	Y	P-BOX		
FAMILY	1988	1995	SSY1P										
KORANDO	1995	1999	SSY1P										
KORANDO	2000	2006	HYN10BP										
KORANDO	2010							TEX / MA	6E				
KYRON	2005							TEX / CR	60				
KYRON	2005		SSY3MH	SSY3TE	SSY3FH	Y	Y	TEX / CR	60	Y	P-BOX		
MUSSO	1995	2005	SSY2AP										
REXTON	2006							TEX / CR	60				
REXTON	2006		SSY3MH	SSY3TE	SSY3FH	Y	Y	TEX / CR	60	Y	P-BOX		
SOME MODELS			SSY3		SSY3FH								

**SUBARU**

BAJA	2005	2007	NSN19T21					TEX / CR	62				
BAJA	2005	2007	NSN19MH	NSN19TE	NSN19FH	Y	Y	TEX / CR	62	Y	P-BOX		
BRZ	2012							TEX / MA	6E				
B9 TRIBECA	2006	2011	NSN19T21					TEX / CR	62				
B9 TRIBECA	2006	2011	NSN19MH	NSN19TE	NSN19FH	Y	Y	TEX / CR	62	Y	P-BOX		

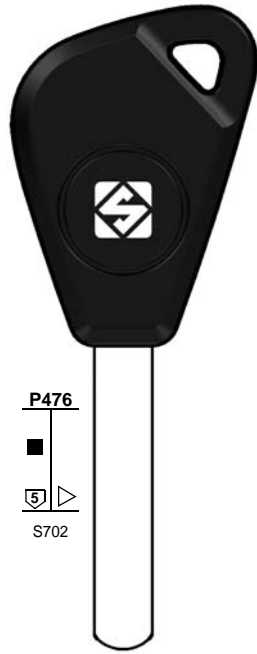
FOR:  
PER:

### SUBARU



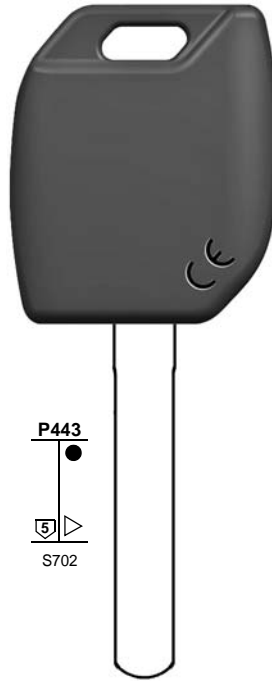
P417  
■  
S702

**DAT17T21**  
T.... 1-3000



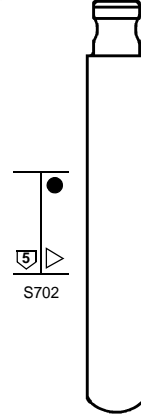
P476  
■  
S702

**DAT17TE**  
T.... 1-3000



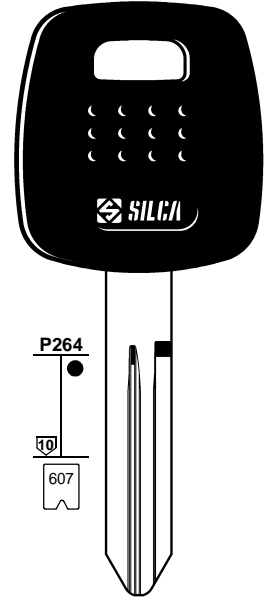
P443  
●  
S702

**DAT17MH**  
T.... 1-3000



●  
S702

**DAT17FH**  
T.... 1-3000



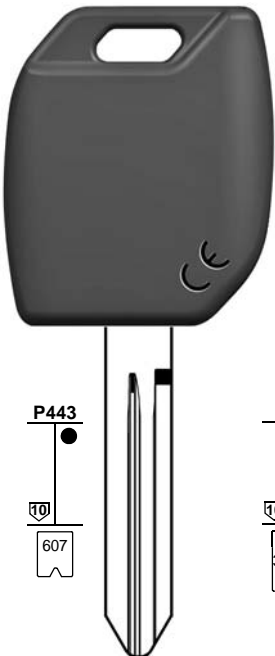
P264  
●  
607

**NSN14T13**  
..... 1-22185

**NSN14TE**  
..... 1-22185  
..... 30001-37850

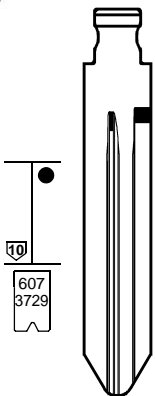
FOR:  
PER:

### SUBARU



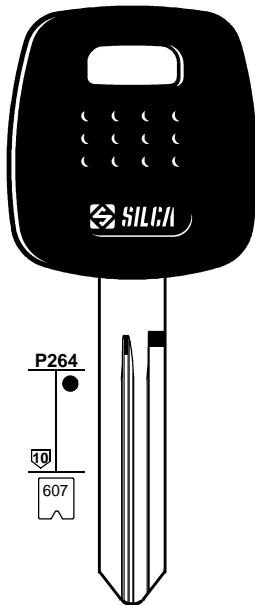
P443  
●  
607

**NSN14MH**  
..... 1-22185  
..... 30001-37850



●  
607 3729

**NSN14FH**  
..... 1-22185



P264  
●  
607

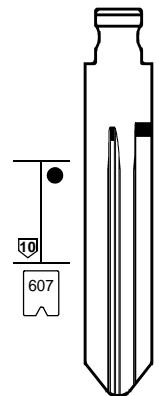
**NSN19TE**  
..... 1-22185  
..... 30001-37850

**NSN19T21**  
..... 30001-37850



P443  
●  
607

**NSN19MH**  
..... 1-22185  
..... 30001-37850



●  
607

**NSN19FH**  
..... 1-22185  
..... 30001-37850

VALEO

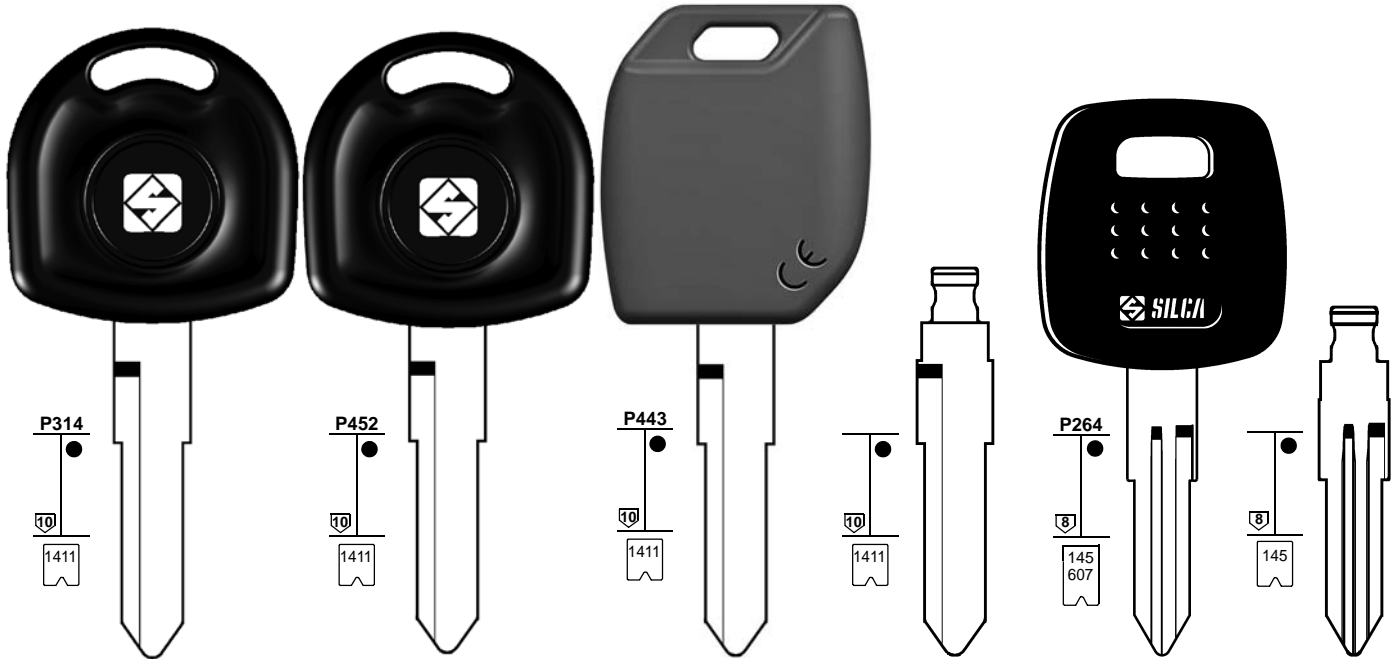
VALEO





FOR:  
PER:

# SUBARU



**HU87RT18**  
.....  
50001-51308

**HU87RTE**  
.....  
50001-51308

**HU87RMH**  
.....  
50001-51308

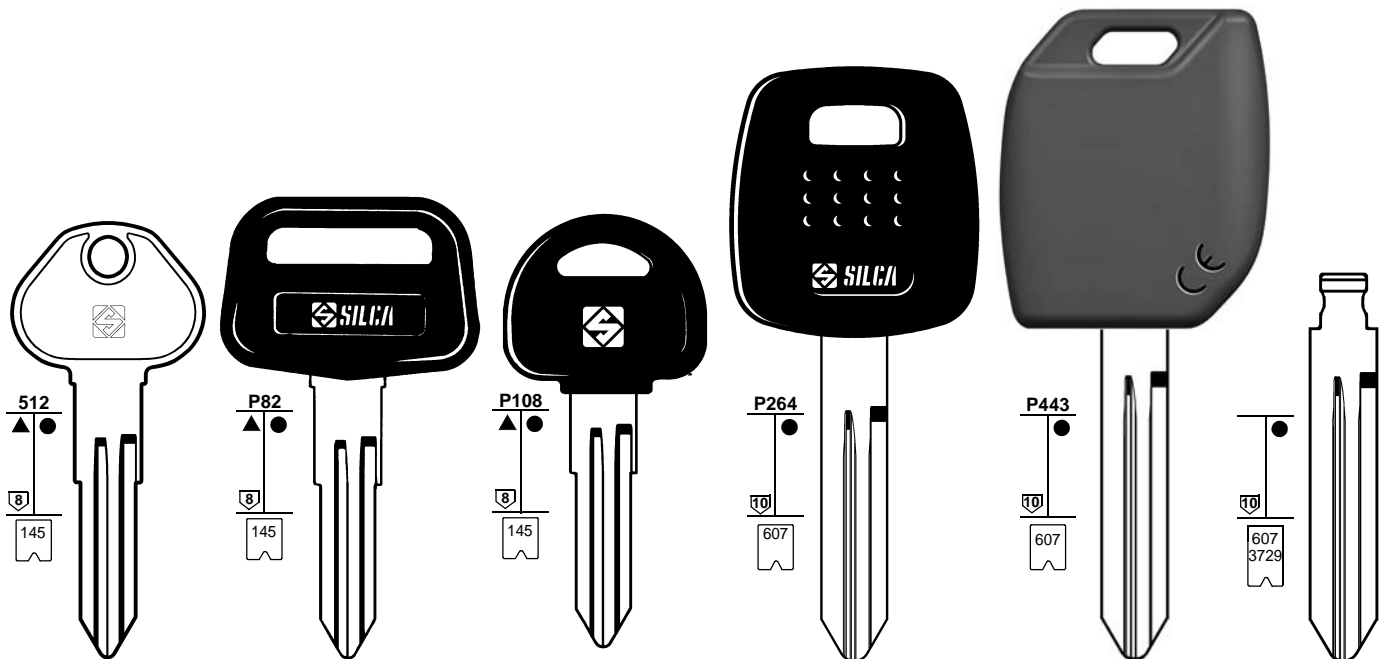
**HU87RFH**  
.....  
50001-51308

**NSN11T2**  
X ..... 1-8000  
..... 1-22185  
..... 30001-37850  
X ..... 8001-9000

**NSN11FH**  
X ..... 1-8000  
X ..... 8001-9000

FOR:  
PER:

# SUBARU



**DAT12**  
X ..... 1-8000  
X ..... 8001-9000

**DAT12BP**  
X ..... 1-8000  
X ..... 8001-9000

**DAT12CP**  
X ..... 1-8000  
X ..... 8001-9000

**NSN14T13**  
..... 1-22185

**NSN14MH**  
..... 1-22185  
..... 30001-37850

**NSN14FH**  
..... 1-22185

**NSN14TE**  
..... 1-22185  
..... 30001-37850



FOR:  
PER:

# SUBARU

**P264**  
607

**P443**  
607

**P417**  
S702

**P476**  
S702

**NSN19T21**  
..... 30001-37850

**NSN19T13**  
..... 30001-37850

**NSN19MH**  
..... 1-22185  
..... 30001-37850

**NSN19FH**  
..... 1-22185  
..... 30001-37850

**DAT17T21**  
T ..... 1-3000

**DAT17TE**  
T ..... 1-3000

**NSN19TE**  
..... 1-22185  
..... 30001-37850

VALEO

VALEO

FOR:  
PER:

# SUBARU

**P443**  
S702

**P295**  
264

**P443**  
264

**P264**  
145  
607

**DAT17MH**  
T ..... 1-3000

**DAT17FH**  
T ..... 1-3000

**SZ12TE**  
U ..... 1-2000

**SZ12MH**  
U ..... 1-2000

**SZ12FH**  
U ..... 1-2000

**NSN11T2**  
X ..... 1-8000  
..... 1-22185  
..... 30001-37850  
X ..... 8001-9000

**NSN11FH**  
X ..... 1-8000  
X ..... 8001-9000

**SZ12T4**  
U ..... 1-2000

VALEO



FOR:  
PER:

# SUBARU

**NSN14T13**  
..... 1-22185

**NSN14MH**  
..... 1-22185  
..... 30001-37850

**NSN14FH**  
..... 1-22185

**DAT17T21**  
T ..... 1-3000

**DAT17TE**  
T ..... 1-3000

**DAT17MH**  
T ..... 1-3000

**NSN14TE**  
..... 1-22185  
..... 30001-37850

**DAT17T13**  
T ..... 1-3000

FOR:  
PER:

# SUBARU

**DAT17FH**  
T ..... 1-3000

**NSN19T13**  
..... 30001-37850

**NSN19MH**  
..... 1-22185  
..... 30001-37850

**NSN19FH**  
..... 1-22185  
..... 30001-37850

**NSN11T2**  
X ..... 1-8000  
..... 1-22185  
..... 30001-37850  
X ..... 8001-9000

**NSN11FH**  
X ..... 1-8000  
X ..... 8001-9000

**NSN19TE**  
..... 1-22185  
..... 30001-37850

VALEO

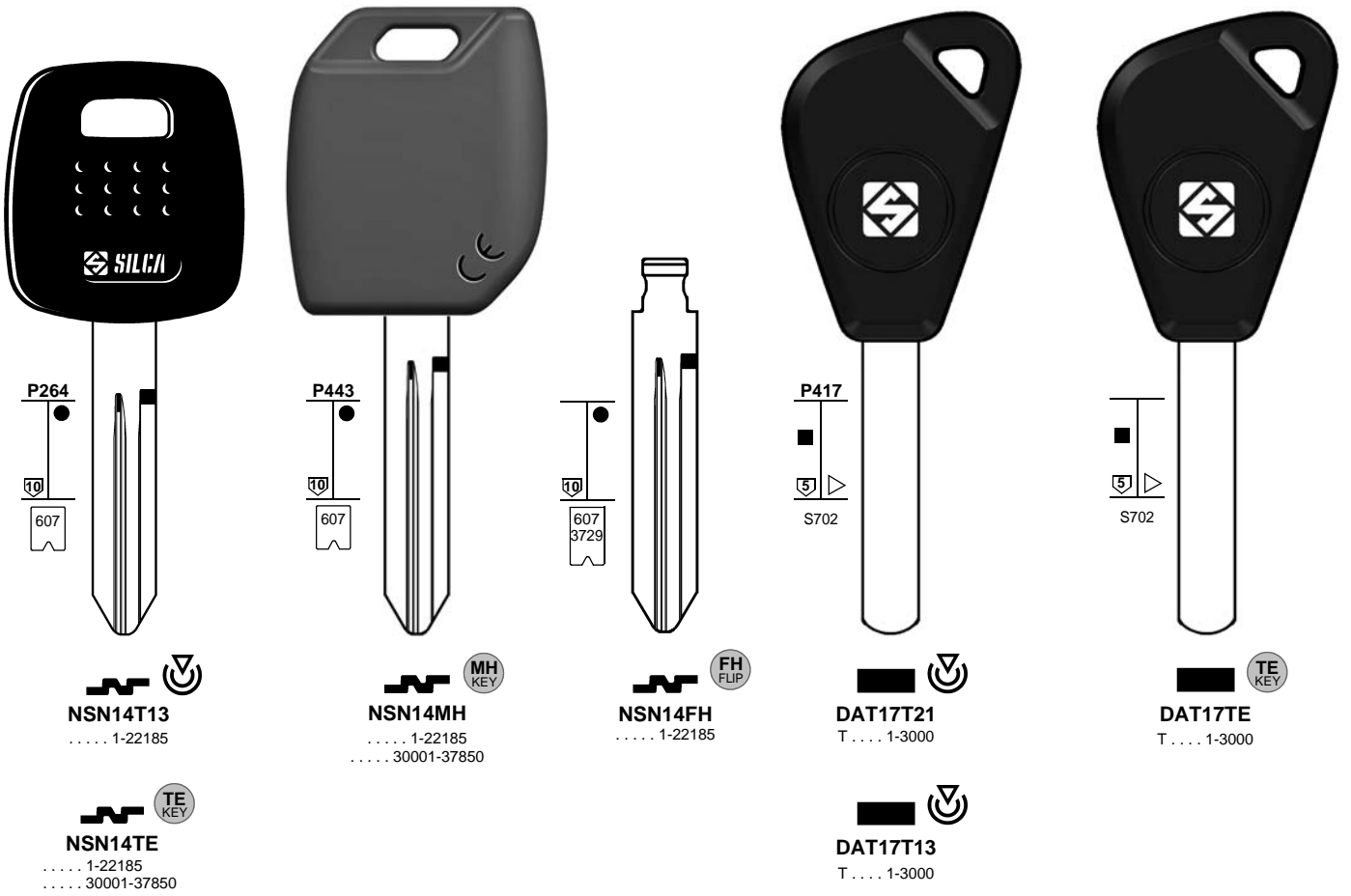
VALEO

VALEO



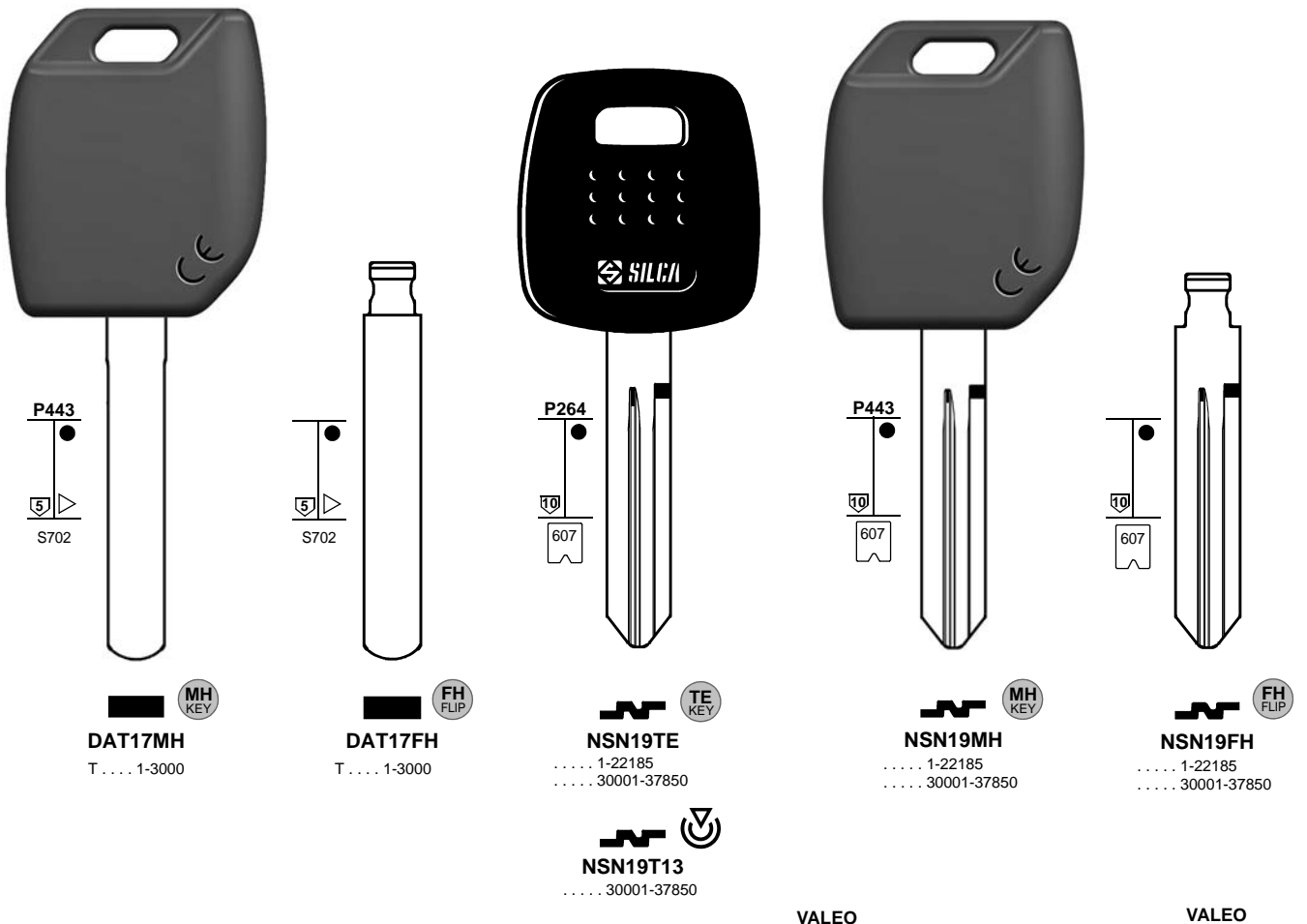
FOR:  
PER:

# SUBARU



FOR:  
PER:

# SUBARU



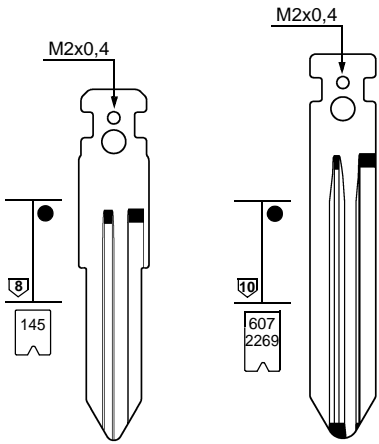




FOR:  
PER:

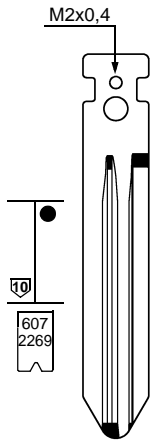
### SUBARU

### SUZUKI

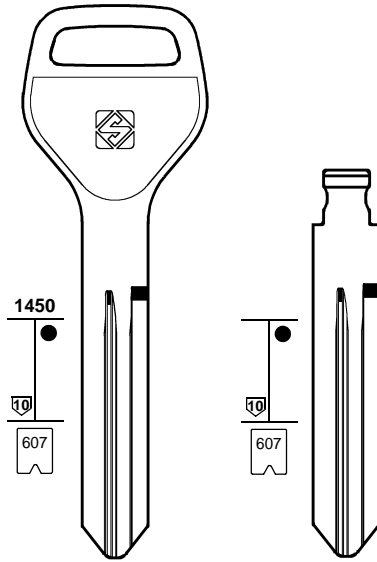


**NSN11T**  
X . . . . 1-8000  
X . . . . 8001-9000

VALEO

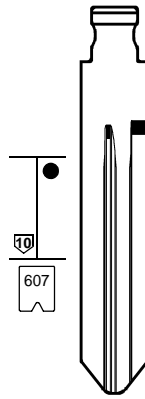


**NSN14T**  
. . . . . 1-22185

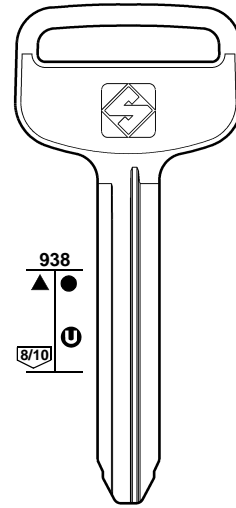


**NSN19**  
. . . . . 30001-37850

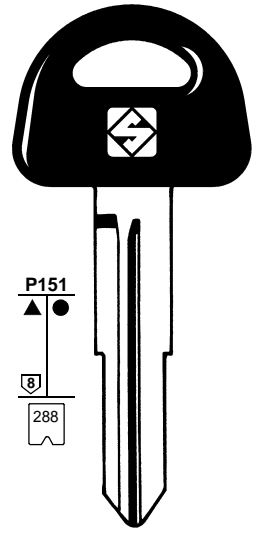
VALEO



**NSN19FH**  
. . . . . 1-22185  
. . . . . 30001-37850



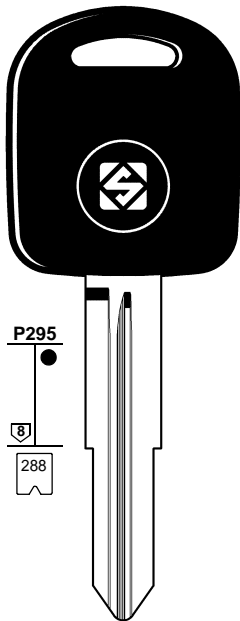
**TOY43**



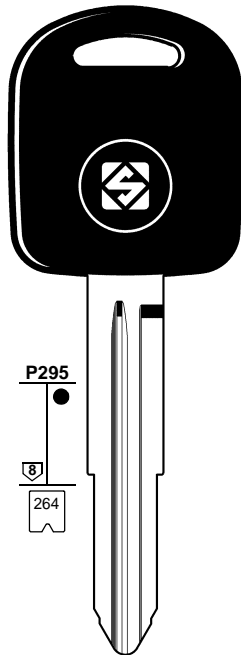
**SZ11RP**  
. . . . . 18100-19299

FOR:  
PER:

### SUZUKI



**SZ11RT4**  
. . . . . 18100-19299  
. . . . . 19300-19617

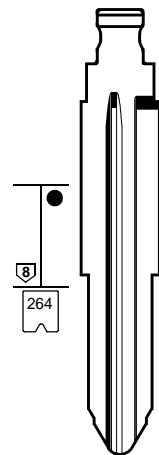


**SZ12TE**  
U . . . . 1-2000


















**SZ12T4**  
U . . . . 1-2000



**SZ12MH**  
U . . . . 1-2000



**SZ12FH**  
U . . . . 1-2000

1	2	2a	3	3a	3b	e1+e2		6	42+71	72	43+44a	12	15
						GTI COMPATIBLE		IGNITION   					
CAR MAKE MODEL	FROM	TO	SILCA REF.	SILCA REF.	SILCA REF.	COPY	GEN.	TRANSP. TYPE	FAST COPY PLUS RW4 PLUS FAST COPY/RW4	FAST COPY PLUS RW4 PLUS	FAST COPY RW4	STP	
													

For more info on the uses of car keys, refer to the Silca Electronic Keys Catalogue:    

### SUBARU

SOME MODELS	2000		NSN19		NSN19FH								
SOME MODELS	2000		NSN11T										
SOME MODELS	2000		NSN14T										

### SUZUKI

AERIO	2003	2007	TOY43										
ALTO	1996	1996	SZ11RP										
ALTO	1996	2002	SZ12T4					TEXAS	4C				
ALTO	1996	2002	SZ11RT4					TEXAS	4C				
ALTO	1996	2002	SZ12MH	SZ12TE	SZ12FH	Y	Y	TEXAS	4C	Y	P-BOX		

FOR:  
PER:

# SUZUKI



















FOR:  
PER:

# SUZUKI



HUF

HUF

1	2	2a	3	3a	3b	e1+e2	6	42+71	72	43+44a	12	15
						GTI COMPATIBLE		IGNITION				
								  				
CAR MAKE MODEL	FROM	TO	SILCA REF.	SILCA REF.	SILCA REF.	COPY	GEN.	TRANSP. TYPE	FAST COPY PLUS RW4 PLUS FAST COPY/RW4	FAST COPY PLUS RW4 PLUS	FAST COPY RW4	STP
												

For more info on the uses of car keys, refer to the Silca Electronic Keys Catalogue:

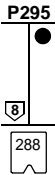


### SUZUKI

ALTO	1996	2002	SZ11RMH	SZ11RTE	SZ11RFH	Y	Y	TEXAS	4C	Y	P-BOX		
ALTO	2002	2008	SZ11RT18					TEX / CR	65				
ALTO	2002	2008	SZ11T18					TEX / CR	65				
ALTO	2002	2008	SZ11RMH	SZ11RTE	SZ11RFH	Y	Y	TEX / CR	65	Y	P-BOX		
ALTO	2002	2008	SZ11MH	SZ11TE	SZ11FH	Y	Y	TEX / CR	65	Y	P-BOX		
ALTO	2009		HU133RT14					PH / CR2	46				
ALTO	2009		HU133RMH	HU133RTE	HU133RFH	Y	Y	PH / CR2	46	Y	P-BOX		
BALENO	1995	1996	SZ12										
BALENO	1995	1996	SZ12P										
BALENO	1996	2001	SZ12T4					TEXAS	4C				

FOR:  
PER:

# SUZUKI



**SZ11RT4**

..... 18100-19299  
..... 19300-19617



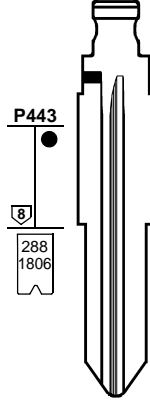
**SZ11RTE**

..... 18100-19299  
..... 19300-19617



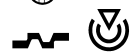
**SZ11RMH**

..... 18100-19299  
..... 19300-19617



**SZ11RFH**

..... 18100-19299  
..... 19300-19617



**SZ12T4**

U ..... 1-2000

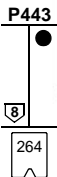


**SZ12TE**

U ..... 1-2000

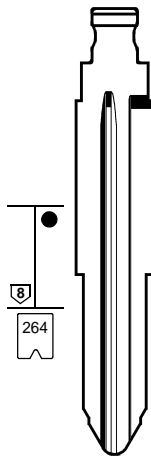
FOR:  
PER:

# SUZUKI



**SZ12MH**

U ..... 1-2000



**SZ12FH**

U ..... 1-2000



**NSN14T14**

..... 1-22185



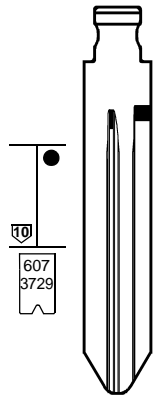
**NSN14TE**

..... 1-22185  
..... 30001-37850



**NSN14MH**

..... 1-22185  
..... 30001-37850



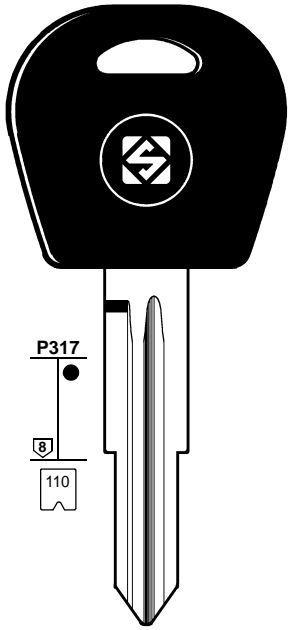
**NSN14FH**

..... 1-22185



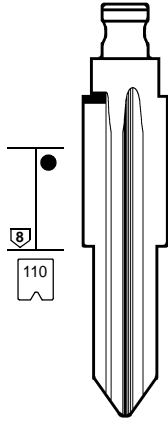
FOR:  
PER:

# SUZUKI



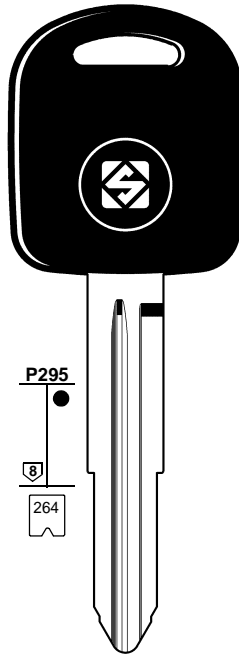
P317  
8  
110

**DWO4RAP**  
J ..... 1-1200  
M ..... 1-1200



8  
110

**DWO4RFH**  
J ..... 1-1200  
T ..... 1-1200  
M ..... 1-1200



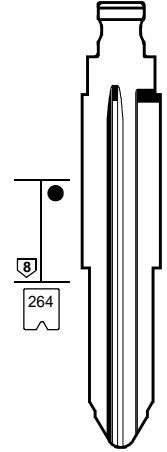
P295  
8  
264

**SZ12T4**  
U ..... 1-2000



P443  
8  
264

**SZ12MH**  
U ..... 1-2000



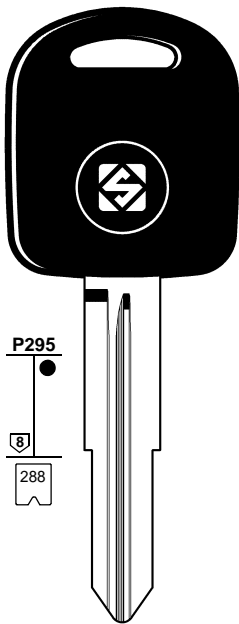
8  
264

**SZ12FH**  
U ..... 1-2000

**SZ12TE**  
U ..... 1-2000

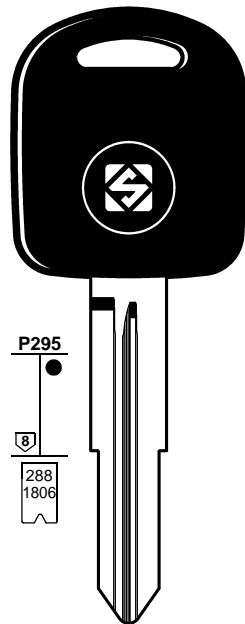
FOR:  
PER:

# SUZUKI



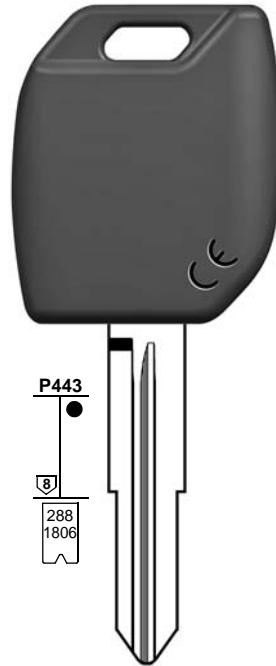
P295  
8  
288

**SZ11RT4**  
..... 18100-19299  
..... 19300-19617



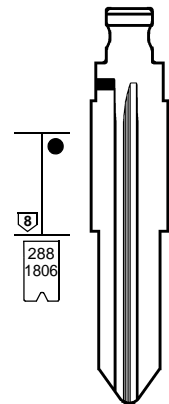
P295  
8  
288  
1806

**SZ11RTE**  
..... 18100-19299  
..... 19300-19617



P443  
8  
288  
1806

**SZ11RMH**  
..... 18100-19299  
..... 19300-19617



8  
288  
1806

**SZ11RFH**  
..... 18100-19299  
..... 19300-19617





FOR:  
PER:

# SUZUKI

**P295**  
8  
288

**P460**  
8  
1552  
2756

**P443**  
8  
1552  
2756

**P460**  
8/10  
264  
1411  
3124

**SZ11RT18**  
..... 18100-19299  
..... 19300-19617

**SZ22TE**  
..... 25001-26200

**SZ22MH**  
..... 25001-26200

**SZ22FH**  
..... 25001-26200

**HU133RTE**  
..... 50001-51308  
U ..... 1-2000  
IP ..... 5001-6308

HUF

FOR:  
PER:

# SUZUKI

**P443**  
8/10  
264  
1411  
3124

**P314**  
10  
1411

**P452**  
10  
1411

**P443**  
10  
1411

**HU133RMH**  
..... 50001-51308  
U ..... 1-2000  
IP ..... 5001-6308

**HU133RFH**  
..... 50001-51308  
U ..... 1-2000  
IP ..... 5001-6308

**HU87RT18**  
..... 50001-51308

**HU87RTE**  
..... 50001-51308

**HU87RMH**  
..... 50001-51308

**HU87RFH**  
..... 50001-51308

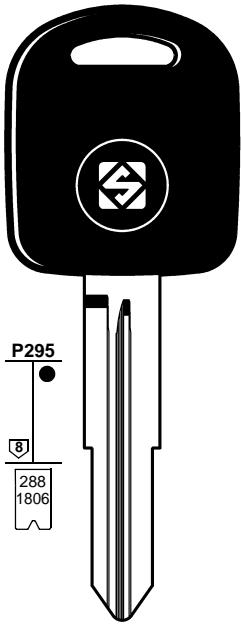
**HU87RT9**  
..... 50001-51308

HUF



FOR:  
PER:

# SUZUKI

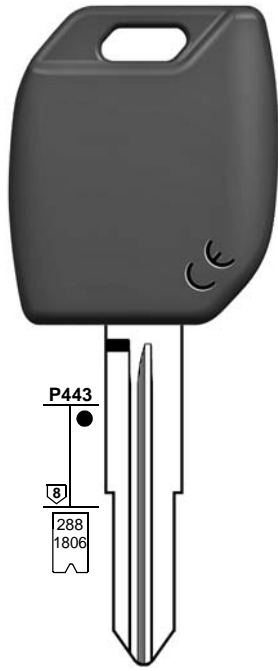


P295  
8  
288  
1806



**SZ11RTE**

..... 18100-19299  
..... 19300-19617

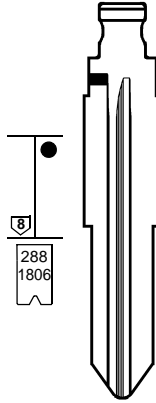


P443  
8  
288  
1806



**SZ11RMH**

..... 18100-19299  
..... 19300-19617

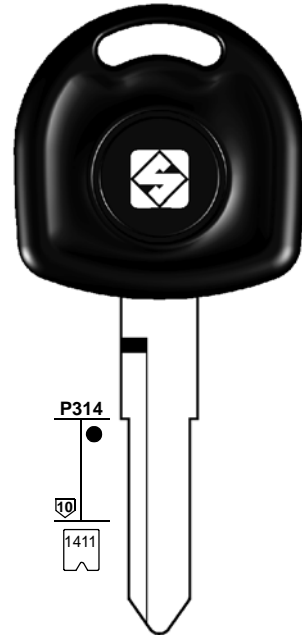


8  
288  
1806



**SZ11RFH**

..... 18100-19299  
..... 19300-19617

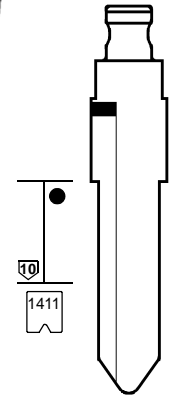


P314  
10  
1411



**HU87RT5**

..... 50001-51308



10  
1411



**HU87RFH**

..... 50001-51308



**SZ11RT4**

..... 18100-19299  
..... 19300-19617

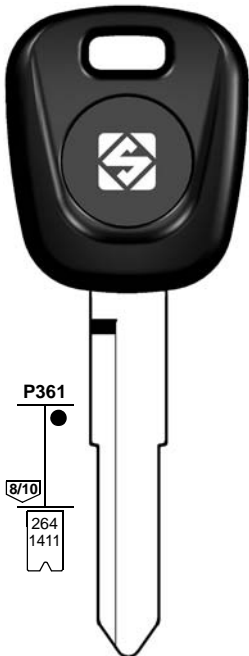


**SZ11RT5**

..... 18100-19299  
..... 19300-19617

FOR:  
PER:

# SUZUKI

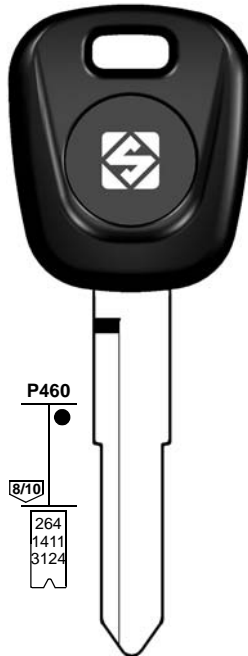


P361  
8/10  
264  
1411



**HU133RT18**

..... 50001-51308  
U ..... 1-2000

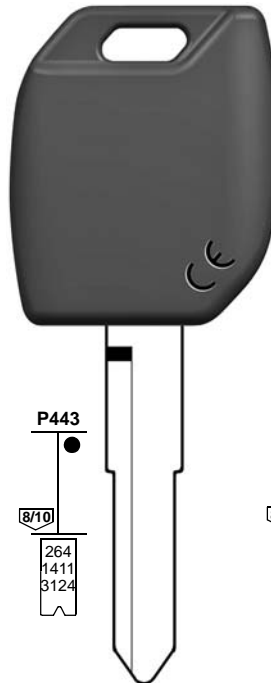


P460  
8/10  
264  
1411  
3124



**HU133RTE**

..... 50001-51308  
U ..... 1-2000  
IP ..... 5001-6308

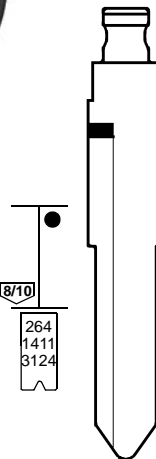


P443  
8/10  
264  
1411  
3124



**HU133RMH**

..... 50001-51308  
U ..... 1-2000  
IP ..... 5001-6308

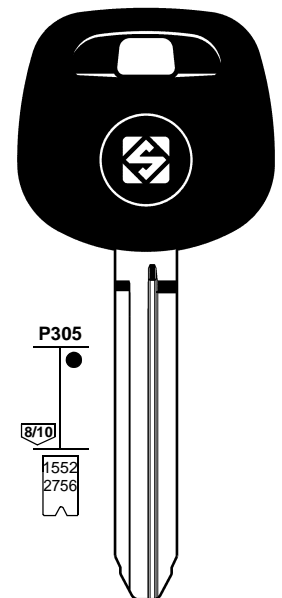


8/10  
264  
1411  
3124



**HU133RFH**

..... 50001-51308  
U ..... 1-2000  
IP ..... 5001-6308



P305  
8/10  
1552  
2756



**TOY43AT18**

..... 25001-26200

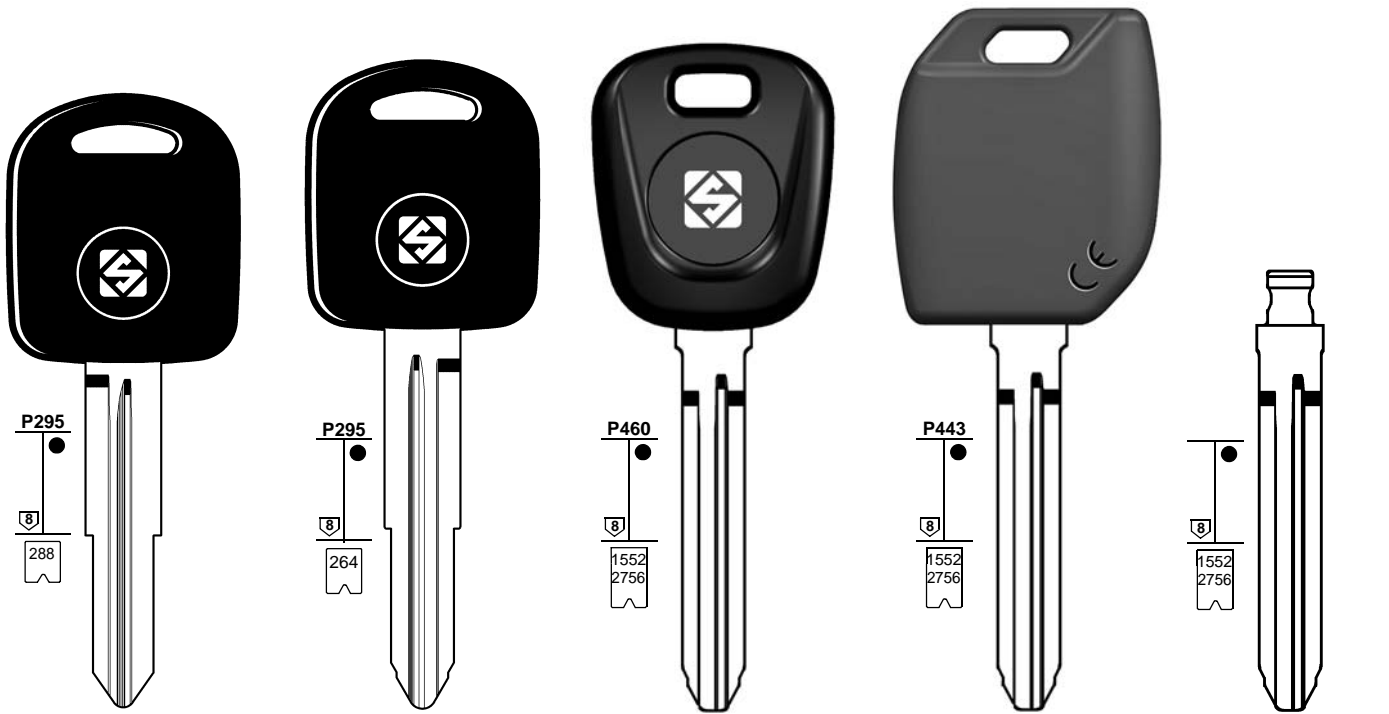
HUF

HUF



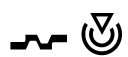
FOR:  
PER:

# SUZUKI



**SZ11RT4**

..... 18100-19299  
..... 19300-19617



**SZ12T4**

U ..... 1-2000



**SZ22TE**

..... 25001-26200



**SZ22MH**

..... 25001-26200

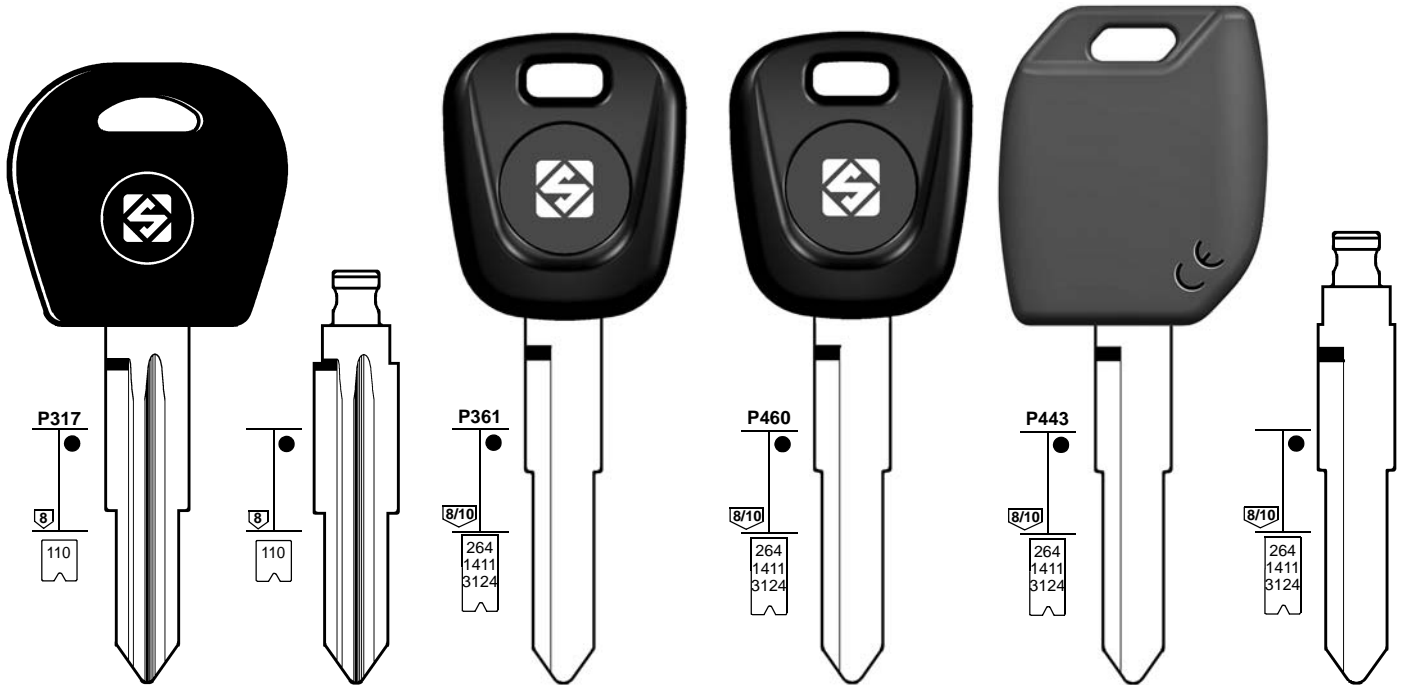


**SZ22FH**

..... 25001-26200

FOR:  
PER:

# SUZUKI



**DWO4RAP**

J ..... 1-1200  
M ..... 1-1200

**DWO4RFH**

J ..... 1-1200  
T ..... 1-1200  
M ..... 1-1200

**HU133RT12**

..... 50001-51308

**HU133RT14**

..... 50001-51308  
U ..... 1-2000  
IP ..... 5001-6308

**HU133RTE**

..... 50001-51308  
U ..... 1-2000  
IP ..... 5001-6308

**HU133RMH**

..... 50001-51308  
U ..... 1-2000  
IP ..... 5001-6308

**HU133RFH**

..... 50001-51308  
U ..... 1-2000  
IP ..... 5001-6308

HUF

HUF



FOR:  
PER:

# SUZUKI

Technical specifications for the six keys shown:

- Key 1:** P295, 264, TE KEY, SZ12TE, U ..... 1-2000
- Key 2:** P443, 264, MH KEY, SZ12MH, U ..... 1-2000
- Key 3:** P295, 264, FH FLIP, SZ12FH, U ..... 1-2000
- Key 4:** P295, 288, 1806, TE KEY, SZ11RTE, ..... 18100-19299, ..... 19300-19617
- Key 5:** P443, 288, 1806, MH KEY, SZ11RMH, ..... 18100-19299, ..... 19300-19617
- Key 6:** P443, 288, 1806, FH FLIP, SZ11RFH, ..... 18100-19299, ..... 19300-19617

FOR:  
PER:

# SUZUKI

Technical specifications for the four keys shown:

- Key 1:** P361, 264, 1411, 3124, HU133RT14, ..... 50001-51308, U ..... 1-2000, IP ..... 5001-6308
- Key 2:** P460, 264, 1411, 3124, TE KEY, HU133RTE, ..... 50001-51308, U ..... 1-2000, IP ..... 5001-6308
- Key 3:** P443, 264, 1411, 3124, MH KEY, HU133RMH, ..... 50001-51308, U ..... 1-2000, IP ..... 5001-6308
- Key 4:** P443, 264, 1411, 3124, FH FLIP, HU133RFH, ..... 50001-51308, U ..... 1-2000, IP ..... 5001-6308

HUF

HUF



1	2	2a	3	3a	3b	e1+e2	6	42+71	72	43+44a	12	15	
						GTI COMPATIBLE	IGNITION						
CAR MAKE MODEL	FROM	TO	SILCA REF.	SILCA REF.	SILCA REF.	COPY	GEN.	TRANSP. TYPE	FAST COPY PLUS RW4 PLUS FAST COPY/RW4	FAST COPY PLUS RW4 PLUS	FAST COPY RW4	STP	

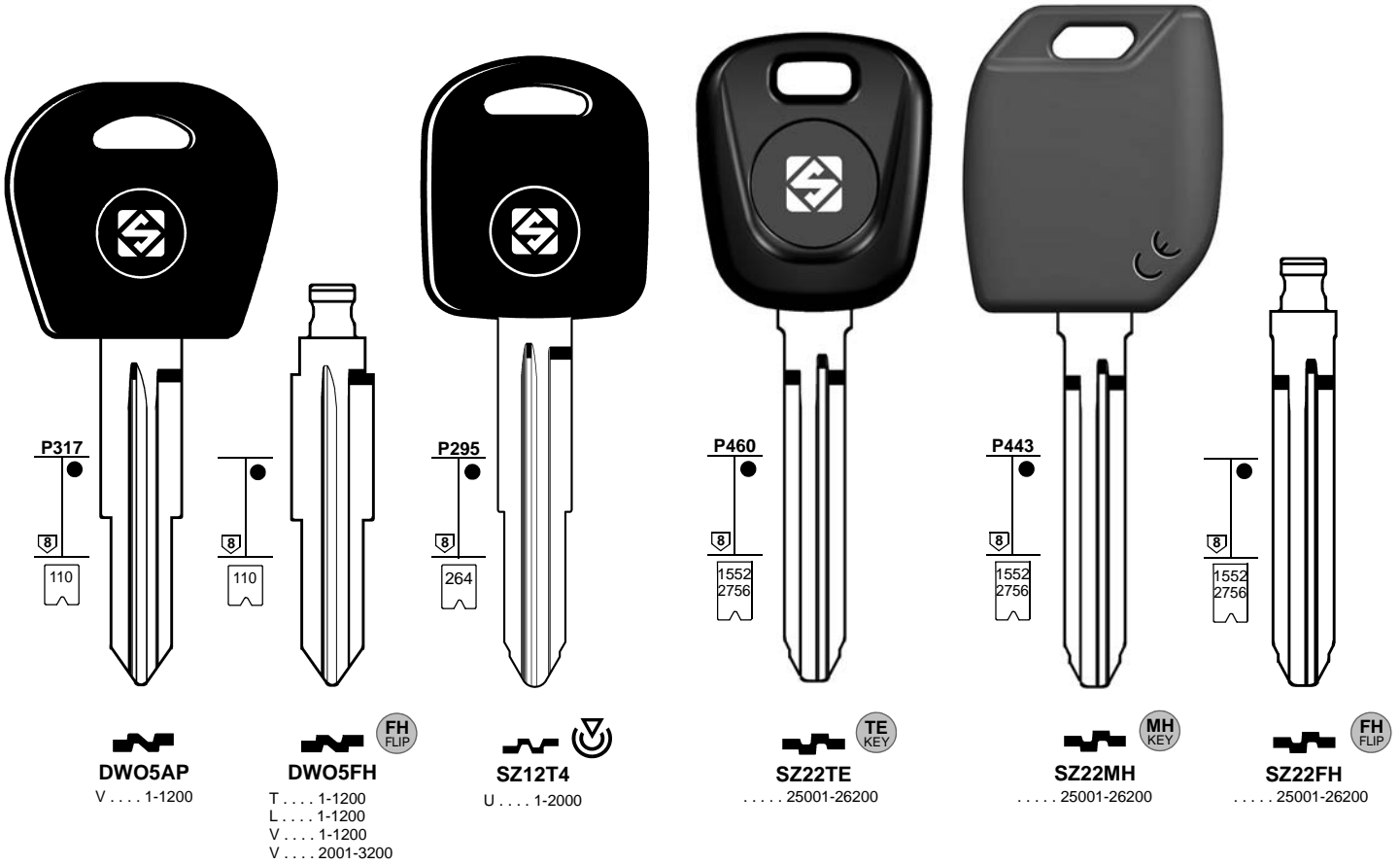
For more info on the uses of car keys, refer to the Silca Electronic Keys Catalogue:

**SUZUKI**

SWIFT	1996	2005	SZ12MH	SZ12TE	SZ12FH	Y	Y	TEXAS	4C	Y	P-BOX		
SWIFT	1996	2005	SZ11RMH	SZ11RTE	SZ11RFH	Y	Y	TEXAS	4C	Y	P-BOX		
SWIFT	2005		HU133RT14					PH / CR2	46				
SWIFT	2005		HU133RMH	HU133RTE	HU133RFH	Y	Y	PH / CR2	46	Y	P-BOX		

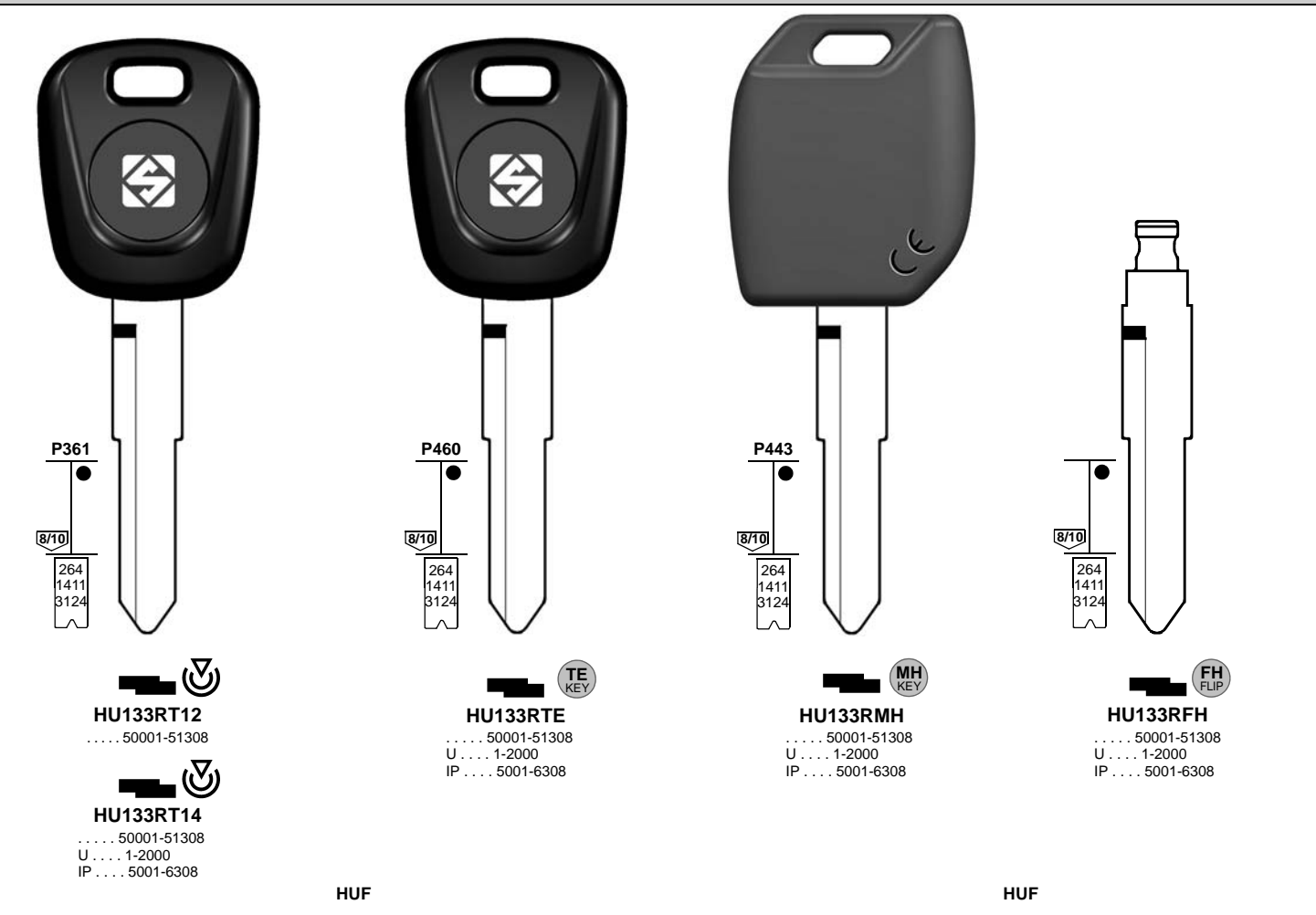
FOR:  
PER:

# SUZUKI



FOR:  
PER:

# SUZUKI



1	2	2a	3	3a	3b	e1+e2	6	42+71	72	43+44a	12	15
---	---	----	---	----	----	-------	---	-------	----	--------	----	----

GTI  
COMPATIBLE

IGNITION



CAR MAKE MODEL

FROM

TO

SILCA REF.

SILCA REF.

SILCA REF.

COPY

GEN.

TRANSP. TYPE

FAST COPY PLUS  
RW4 PLUS  
FAST COPY/RW4

FAST COPY PLUS  
RW4 PLUS

FAST COPY  
RW4

STP



For more info on the uses of car keys, refer to the Silca Electronic Keys Catalogue:



SUZUKI

SWIFT	2005		SZ22MH	SZ22TE	SZ22FH	Y	Y	TEX / CR	66	Y	P-BOX		
SX4	2006		HU133RT14					PH / CR2	46				
SX4	2006		HU133RMH	HU133RTE	HU133RFH	Y	Y	PH / CR2	46	Y	P-BOX		
SX4 DIESEL	2006		HU133RT12		HU133RFH			PH / CR	40				
SX4 (USA)	2006												
VERONA	2004	2007	DW05AP		DW05FH								
VITARA	1996	2002	SZ12T4					TEXAS	4C				

FOR:  
PER:

# SUZUKI

**SZ11RTE**  
..... 18100-19299  
..... 19300-19617

**SZ11RMH**  
..... 18100-19299  
..... 19300-19617

**SZ11RFH**  
..... 18100-19299  
..... 19300-19617

**SZ12TE**  
U ..... 1-2000

**SZ12MH**  
U ..... 1-2000

**SZ12FH**  
U ..... 1-2000

**SZ11RT4**  
..... 18100-19299  
..... 19300-19617

FOR:  
PER:

# SUZUKI

**HU87RT5**  
..... 50001-51308

**HU87RFH**  
..... 50001-51308

**SZ11R**  
..... 18100-19299

**SZ11RP**  
..... 18100-19299

**GM30AP**  
..... 10001-15000

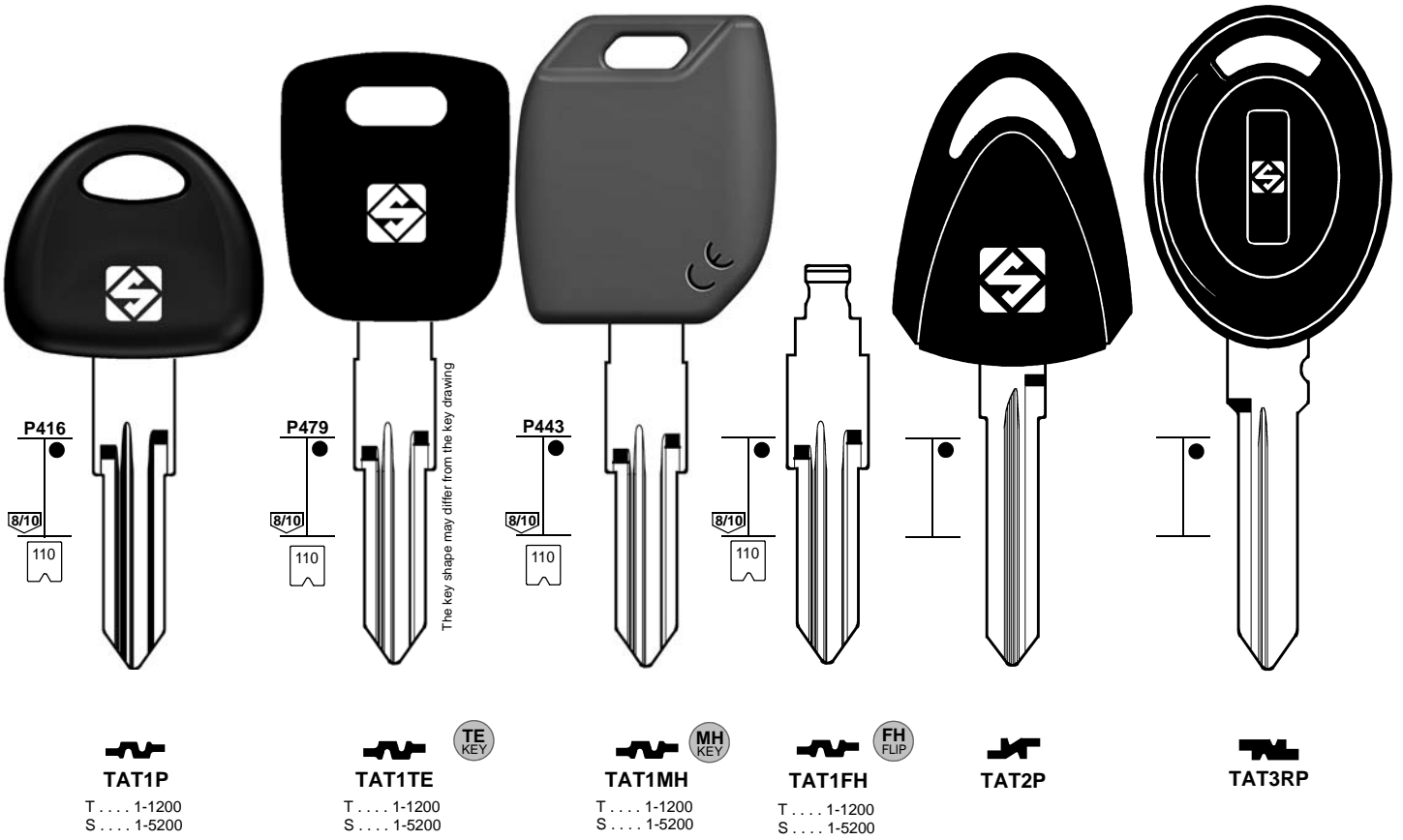
**B111-PT**  
G ..... 0-3631

**HU87RT9**  
..... 50001-51308



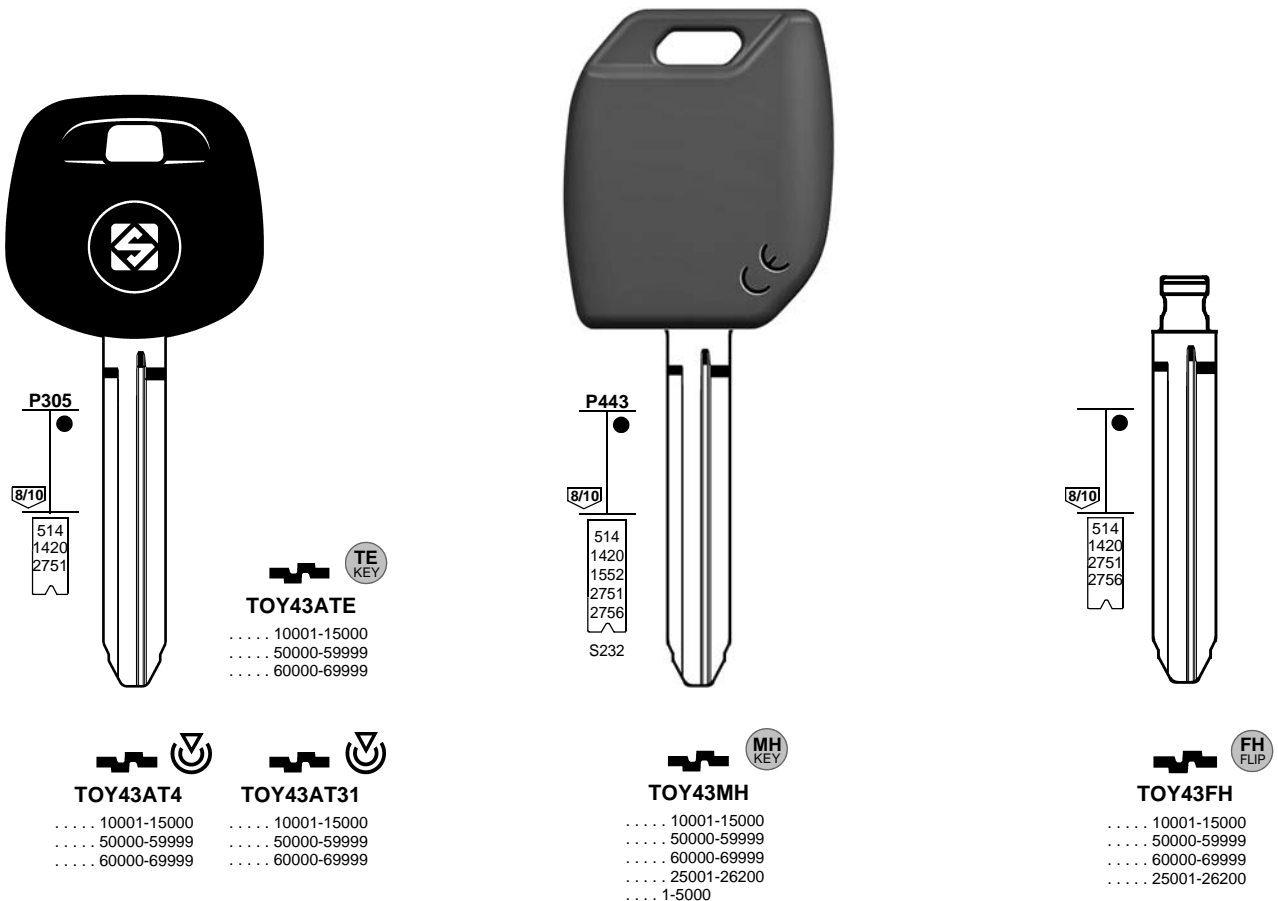
FOR:  
PER:
















## TATA



FOR:  
PER:

## TOYOTA



1	2	2a	3	3a	3b	e1+e2	6	42+71	72	43+44a	12	15	
						<b>GTI COMPATIBLE</b>		<b>IGNITION</b> 					
<b>CAR MAKE MODEL</b>	<b>FROM</b>	<b>TO</b>	<b>SILCA REF.</b>	<b>SILCA REF.</b>	<b>SILCA REF.</b>	<b>COPY</b>	<b>GEN.</b>	<b>TRANSP. TYPE</b>	<b>FAST COPY PLUS RW4 PLUS FAST COPY/RW4</b>	<b>FAST COPY PLUS RW4 PLUS</b>	<b>FAST COPY RW4</b>	<b>STP</b>	
													

For more info on the uses of car keys, refer to the Silca Electronic Keys Catalogue:



**TATA**

ARIA	2010		TAT1MH	TAT1TE	TAT1FH	Y	Y	PH / CR2	46	Y	P-BOX		
INDICA	2000		TAT1P		TAT1FH								
INDICA	2008		TAT1MH	TAT1TE	TAT1FH	Y	Y	PH / CR2	46	Y	P-BOX		
INDIGO	2008		TAT1MH	TAT1TE	TAT1FH	Y	Y	PH / CR2	46	Y	P-BOX		
MANZA	2009		TAT1MH	TAT1TE	TAT1FH	Y	Y	PH / CR2	46	Y	P-BOX		
NANO	2009		TAT2P										
SAFARI	1999							TEMIC	11				
XENON	2007		TAT3RP										

**TOYOTA**

4RUNNER	1999	2002	TOY43AT4					TEXAS	4C				E
4RUNNER	1999	2002	TOY43MH	TOY43ATE	TOY43FH	Y	Y	TEXAS	4C	Y	P-BOX		
ALPHARD	2005		TOY43AT31					TEX / CR	67				I
ALPHARD	2005		TOY43MH	TOY43ATE	TOY43FH	Y	Y	TEX / CR	67	Y	P-BOX		
AURION (Aus)	2006		TOY43AT31					TEX / CR	67				I
AURION (Aus)	2006		TOY43MH	TOY43ATE	TOY43FH	Y	Y	TEX / CR	67	Y	P-BOX		
AURIS	2006		TOY43AT31					TEX / CR	67				I
AURIS	2006		TOY43MH	TOY43ATE	TOY43FH	Y	Y	TEX / CR	67	Y	P-BOX		
AURIS (EU)	2007		SMARTKEY					TEX / CR	70				
AURIS (EU)	2007							TEX / CR	70				

FOR:  
PER:

# TOYOTA

**TOY44**  
..... 10001-15000

**TOY43P**  
..... 10001-15000

**TOY43T2**  
..... 10001-15000  
..... 50000-59999  
..... 60000-69999

**TOY43TE**  
..... 10001-15000  
..... 50000-59999  
..... 60000-69999

**TOY43MH**  
..... 10001-15000  
..... 50000-59999  
..... 60000-69999  
..... 25001-26200  
..... 1-5000

**TOY43FH**  
..... 10001-15000  
..... 50000-59999  
..... 60000-69999  
..... 25001-26200

**TOY43AT4**  
..... 10001-15000  
..... 50000-59999  
..... 60000-69999

**TOY43AT31**  
..... 10001-15000  
..... 50000-59999  
..... 60000-69999

**TOY43ATE**  
..... 10001-15000  
..... 50000-59999  
..... 60000-69999

FOR:  
PER:

# TOYOTA

**TOY47BP**  
T ..... (VALET) 1-13284  
T ..... (MASTER) 1-13284  
..... (VALET) 1-13284  
..... (MASTER) 1-13284

**TOY47TE**  
..... 1-13284  
T ..... 1-13284

**TOY47T4**  
..... 1-13284  
T ..... 1-13284

**TOY47MH**  
..... 1-13284  
T ..... 1-13284

















**TOY47FH**  
..... 1-13284  
T ..... 1-13284

**VA6MH**  
..... 1234Q5678H  
..... ABCDEF  
..... 12897-A9999

**VA6FH**  
..... 12897-A9999  
..... ABCDEF  
..... 1234Q5678H

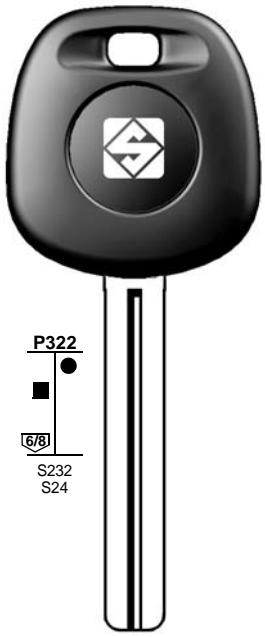
HUF - VALEO



1	2	2a	3	3a	3b	e1+e2		6	42+71	72	43+44a	12	15
						<b>GTI COMPATIBLE</b>		<b>IGNITION</b> 					
<b>CAR MAKE MODEL</b>	<b>FROM</b>	<b>TO</b>	<b>SILCA REF.</b>	<b>SILCA REF.</b>	<b>SILCA REF.</b>	<b>COPY</b>	<b>GEN.</b>	<b>TRANSP. TYPE</b>	<b>FAST COPY PLUS RW4 PLUS FAST COPY/RW4</b>	<b>FAST COPY PLUS RW4 PLUS</b>	<b>FAST COPY RW4</b>	<b>STP</b>	
													
For more info on the uses of car keys, refer to the Silca Electronic Keys Catalogue: 													
<b>TOYOTA</b>													
AURIS (EU)	2007		TOY47MH	TOY47TE	TOY47FH	Y	Y	TEX / CR	70	Y	P-BOX		
AVENSIS	1998	2000	TOY47T4					TEXAS	4C				S11
AVENSIS	1998	2000	TOY47MH	TOY47TE	TOY47FH	Y	Y	TEXAS	4C	Y	P-BOX		
AVENSIS	2000	2003	TOY47T16					TEX / CR	60				
AVENSIS	2000	2003	TOY47MH	TOY47TE	TOY47FH	Y	Y	TEX / CR	60	Y	P-BOX		
AVENSIS	2003							TEX / CR	70				
AVENSIS	2003		TOY47MH	TOY47TE	TOY47FH	Y	Y	TEX / CR	70	Y	P-BOX		
AVENSIS VERSO	2001	2003	TOY43AT4					TEXAS	4C				E
AVENSIS VERSO	2001	2003	TOY43MH	TOY43ATE	TOY43FH	Y	Y	TEXAS	4C	Y	P-BOX		
AYGO	2005							TEX / CR	70				
AYGO	2005		VA6MH		VA6FH	Y	Y	TEX / CR	70	Y	P-BOX		
CAMRY	1996	2005	TOY43AT4					TEXAS	4C				E
CAMRY	1996	2005	TOY43MH	TOY43ATE	TOY43FH	Y	Y	TEXAS	4C	Y	P-BOX		
CAMRY	2006		TOY43MH	TOY43ATE	TOY43FH	Y	Y	TEX / CR	67	Y	P-BOX		
CAMRY	2006		TOY43AT31					TEX / CR	67				I
CARINA	1994	1995	TOY47BP										
CARINA	1995	1995	TOY43P										
CARINA	1995	1995	TOY44										
CARINA	1996	2000	TOY43T2	TOY43TE	TOY43FH			PH	33	Y	Y		S11
CARINA	1996	2000	TOY47T4					TEXAS	4C				S11
CARINA	1996	2000	TOY47MH	TOY47TE	TOY47FH	Y	Y	TEXAS	4C	Y	P-BOX		
CELICA	1995	1995	TOY43P										
CELICA	1995	1995	TOY44										
CELICA	1996	2000	TOY43T2	TOY43TE	TOY43FH			PH	33	Y	Y		S11
CELICA	2000	2005	TOY43AT4					TEXAS	4C				E
CELICA	2000	2005	TOY43MH	TOY43ATE	TOY43FH	Y	Y	TEXAS	4C	Y	P-BOX		

FOR:  
PER:

# TOYOTA



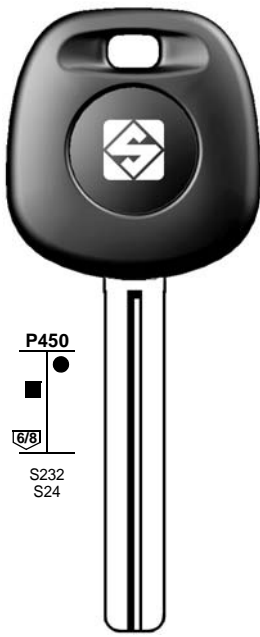
P322

6/8

S232  
S24



**TOY40BT4**  
..... 1-5000



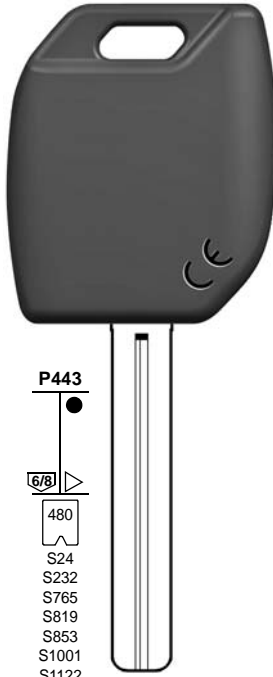
P450

6/8

S232  
S24



**TOY40BTE**  
..... 1-5000



P443

6/8

480

S24

S232

S765

S819

S853

S1001

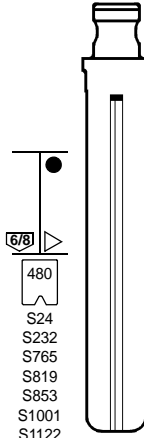
S1122

S1150

S1356



**TOY40MH**  
..... 1-5000  
L ..... 0001-1000  
G ..... 0001-2500  
J ..... 0001-2500  
K ..... 0001-2500  
P ..... 0001-2500  
..... 30001-31200



6/8

480

S24

S232

S765

S819

S853

S1001

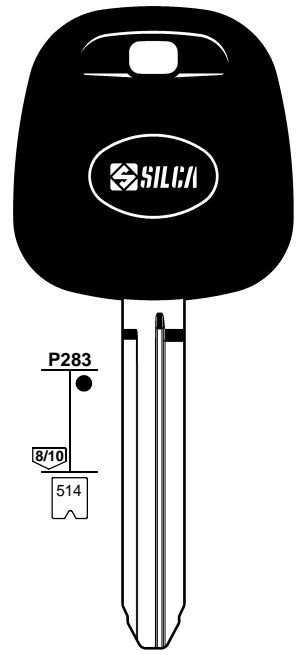
S1122

S1150

S1356



**TOY40FH**  
..... 1-5000  
L ..... 0001-1000  
J ..... 0001-2500



P283

8/10

514



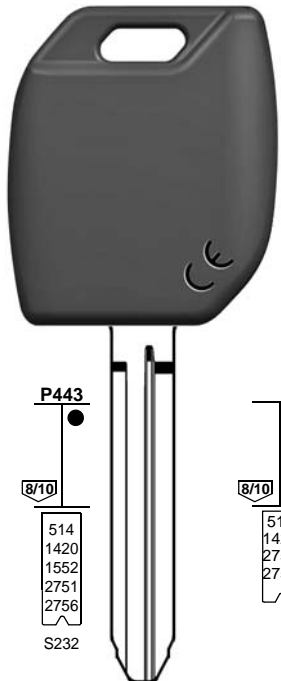
**TOY43T3**  
.....  
10001-15000



**TOY43TE**  
.....  
10001-15000  
50000-59999  
60000-69999

FOR:  
PER:

# TOYOTA



P443

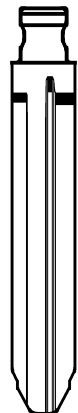
8/10

514  
1420  
1552  
2751  
2756

S232



**TOY43MH**  
..... 10001-15000  
..... 50000-59999  
..... 60000-69999  
..... 25001-26200  
..... 1-5000

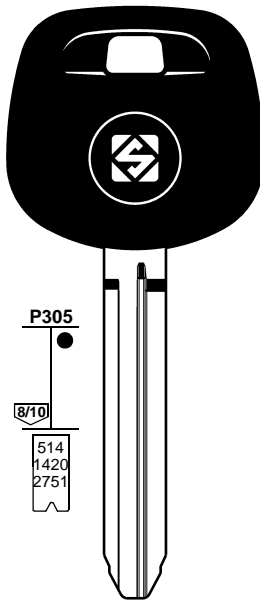


8/10

514  
1420  
2751  
2756



**TOY43FH**  
..... 10001-15000  
..... 50000-59999  
..... 60000-69999  
..... 25001-26200



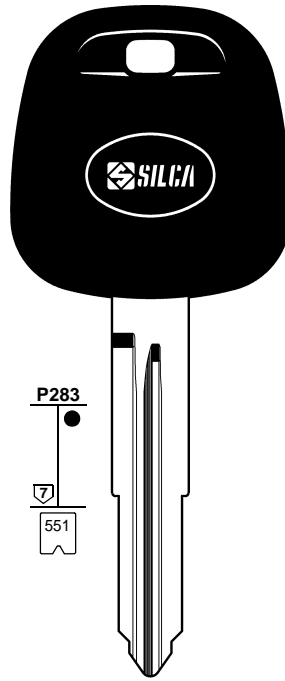
P305

8/10

514  
1420  
2751



**TOY43AT4**  
..... 10001-15000  
..... 50000-59999  
..... 60000-69999



P283

7

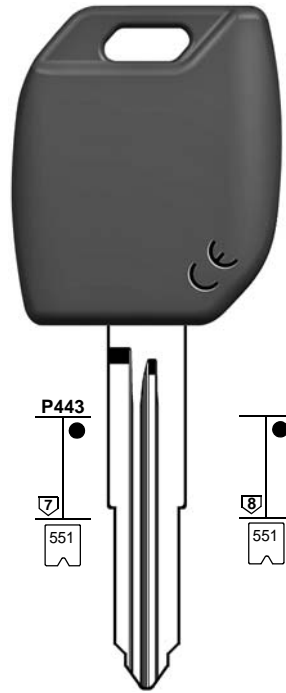
551



**TOY46RTE**  
N ..... 1-2000



**TOY46RT3**  
N ..... 1-2000



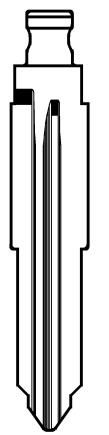
P443

7

551



**TOY46RMH**  
N ..... 1-2000



8

551



**TOY46RFH**  
N ..... 1-2000

1	2	2a	3	3a	3b	e1+e2		6	42+71	72	43+44a	12	15	
						GTI COMPATIBLE		IGNITION						
CAR MAKE MODEL		FROM	TO	SILCA REF.	SILCA REF.	SILCA REF.	COPY	GEN.	TRANSP. TYPE	FAST COPY PLUS RW4 PLUS FAST COPY/RW4	FAST COPY PLUS RW4 PLUS	FAST COPY RW4	STP	
				REF.	TE	FLIP								

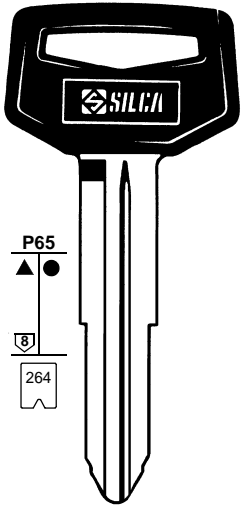
For more info on the uses of car keys, refer to the Silca Electronic Keys Catalogue:

### TOYOTA

CENTURY	1998		TOY40BT4				TEXAS	4C						E
CENTURY	1998		TOY40MH	TOY40BTE	TOY40FH	Y	Y	TEXAS	4C	Y	P-BOX			
COROLLA	1996	1999	TOY46RT3				TEXAS	4C						S11
COROLLA	1996	1999	TOY43T3				TEXAS	4C						S11
COROLLA	1996	2006	TOY43MH	TOY43TE	TOY43FH	Y	Y	TEXAS	4C	Y	P-BOX			
COROLLA	1996	1999	TOY46RMH	TOY46RTE	TOY46RFH	Y	Y	TEXAS	4C	Y	P-BOX			
COROLLA	1999	2006	TOY43AT4				TEXAS	4C						S11

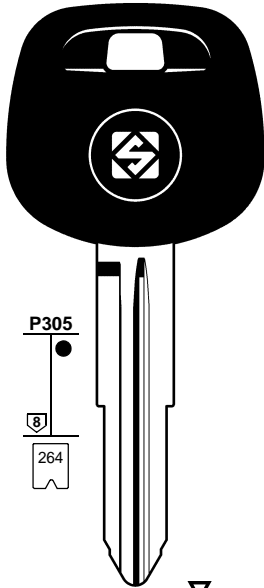
FOR:  
PER:

## TOYOTA



**TOY38RP**

W ..... 1-2409  
P ..... 1-2390  
G ..... 1-2377  
X ..... 1-2248



**TOY41RAT4**

G ..... 1-2377  
P ..... 1-2390  
X ..... 1-2248



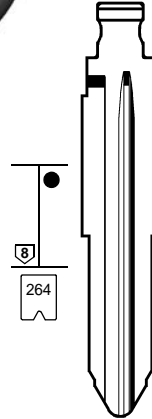
**TOY41RATE**

D ..... 1-3000  
G ..... 1-2377  
P ..... 1-2390  
X ..... 1-2248



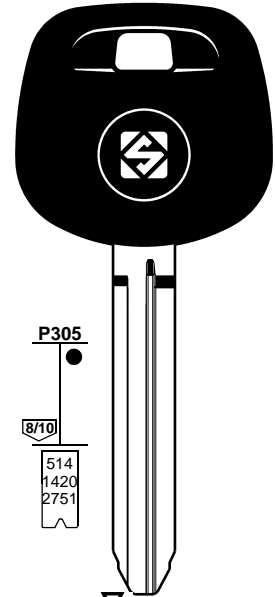
**TOY41RMH**

D ..... 1-3000  
D ..... 3001-4000  
G ..... 1-2377  
P ..... 1-2390  
X ..... 1-2248



**TOY41RFH**

G ..... 1-2377  
P ..... 1-2390  
X ..... 1-2248



**TOY43AT31**

..... 10001-15000  
..... 50000-59999  
..... 60000-69999



**TOY43ATE**

..... 10001-15000  
..... 50000-59999  
..... 60000-69999



**TOY43AT4**

..... 10001-15000  
..... 50000-59999  
..... 60000-69999

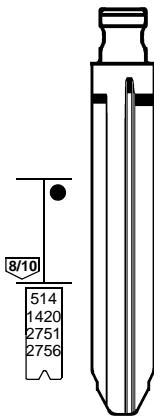
FOR:  
PER:

## TOYOTA



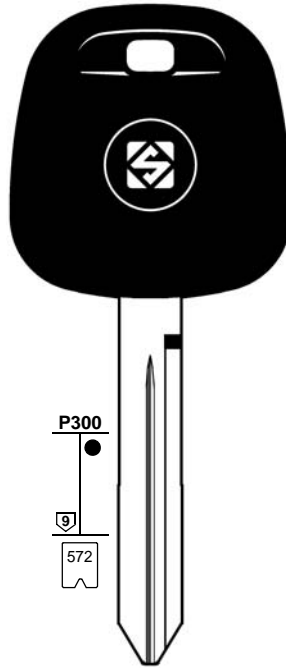
**TOY43MH**

..... 10001-15000  
..... 50000-59999  
..... 60000-69999  
..... 25001-26200  
..... 1-5000



**TOY43FH**

..... 10001-15000  
..... 50000-59999  
..... 60000-69999  
..... 25001-26200



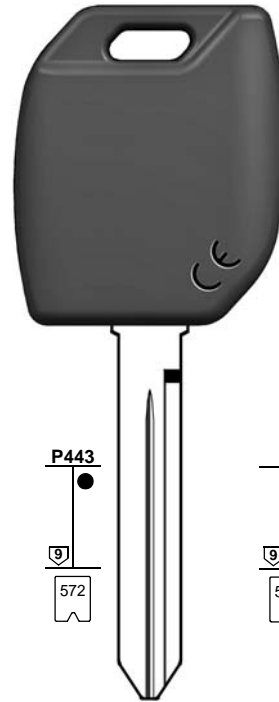
**TOY47TE**

..... 1-13284  
T ..... 1-13284



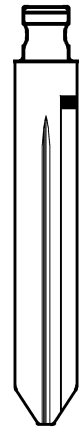
**TOY47T4**

..... 1-13284  
T ..... 1-13284



**TOY47MH**

..... 1-13284  
T ..... 1-13284



**TOY47FH**

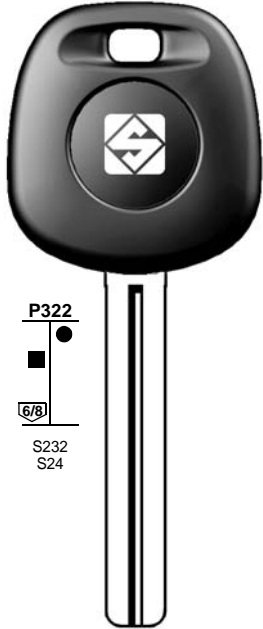
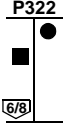

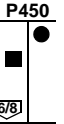
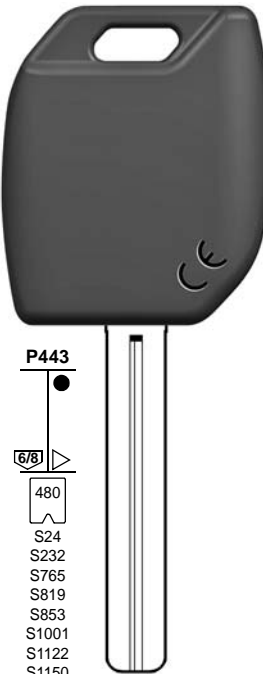
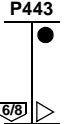
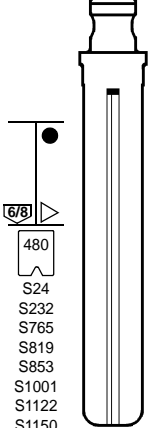

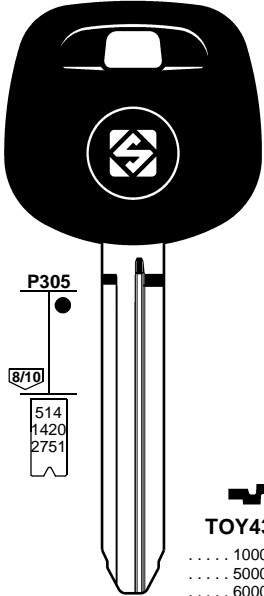
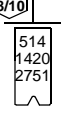





..... 1-13284  
T ..... 1-13284



1	2	2a	3	3a	3b	e1+e2		6	42+71	72	43+44a	12	15
						<b>GTI COMPATIBLE</b>		<b>IGNITION</b> 					
CAR MAKE MODEL	FROM	TO	SILCA REF.	SILCA REF.	SILCA REF.	COPY	GEN.	TRANSP. TYPE	FAST COPY PLUS RW4 PLUS FAST COPY/RW4	FAST COPY PLUS RW4 PLUS	FAST COPY RW4	STP	
For more info on the uses of car keys, refer to the Silca Electronic Keys Catalogue:													
<b>TOYOTA</b>													
COROLLA	1999	2006	TOY47T4					TEXAS	4C				S11
COROLLA	1999	2006	TOY47MH	TOY47TE	TOY47FH	Y	Y	TEXAS	4C	Y	P-BOX		
COROLLA	2007		TOY43AT31					TEX / CR	67				I
COROLLA	2007		TOY43MH	TOY43ATE	TOY43FH	Y	Y	TEX / CR	67	Y	P-BOX		
COROLLA (S.Africa)	2008							TEX / CR	70				S11
COROLLA (S.Africa)	2008		TOY47MH	TOY47TE	TOY47FH	Y	Y	TEX / CR	70	Y	P-BOX		
COROLLA VERSO	2005		SMARTKEY					TEX / CR	67				
ECHO	1999	2005	TOY41RAT4					TEXAS	4C				E
ECHO	1999	2005	TOY41RMH	TOY41RATE	TOY41RFH	Y	Y	TEXAS	4C	Y	P-BOX		
ECHO VERSO	2002	2005	TOY43AT4					TEXAS	4C				E
ECHO VERSO	2002	2005	TOY43MH	TOY43ATE	TOY43FH	Y	Y	TEXAS	4C	Y	P-BOX		
FJ CRUISER	2007		TOY43MH	TOY43ATE	TOY43FH	Y	Y	TEX / CR	67	Y	P-BOX		
FJ CRUISER	2007		TOY43AT31					TEX / CR	67				I
FORTUNER	2007		TOY43AT31					TEX / CR	67				I
FORTUNER	2007		TOY43MH	TOY43ATE	TOY43FH	Y	Y	TEX / CR	67	Y	P-BOX		
GT 86	2012							TEX / MA	6E				
HIACE	1995	2006	TOY43AT4					TEXAS	4C				E
HIACE	1995	2006	TOY43MH	TOY43ATE	TOY43FH	Y	Y	TEXAS	4C	Y	P-BOX		
HIACE	2007		TOY43AT31					TEX / CR	67				I
HIACE	2007		TOY43MH	TOY43ATE	TOY43FH	Y	Y	TEX / CR	67	Y	P-BOX		
HILUX	1999	2004	TOY43AT4					TEXAS	4C				E
HILUX	1999	2004	TOY43MH	TOY43ATE	TOY43FH	Y	Y	TEXAS	4C	Y	P-BOX		
HILUX	2005		TOY43AT31					TEX / CR	67				
HILUX	2005		TOY43MH	TOY43ATE	TOY43FH	Y	Y	TEX / CR	67	Y	P-BOX		
HILUX 4X4	1995	1995	TOY38RP										
INNOVA KIJANG	2005		TOY43AT31					TEX / CR	67				I
INNOVA KIJANG	2005		TOY43MH	TOY43ATE	TOY43FH	Y	Y	TEX / CR	67	Y	P-BOX		
iQ	2008		TOY43AT31					TEX / CR	67				
iQ	2008		TOY43MH	TOY43ATE	TOY43FH	Y	Y	TEX / CR	67	Y	P-BOX		
LAND CRUISER PRADO	2002		TOY43AT31					TEX / CR	67				I
LAND CRUISER PRADO	2002		TOY43MH	TOY43ATE	TOY43FH	Y	Y	TEX / CR	67	Y	P-BOX		

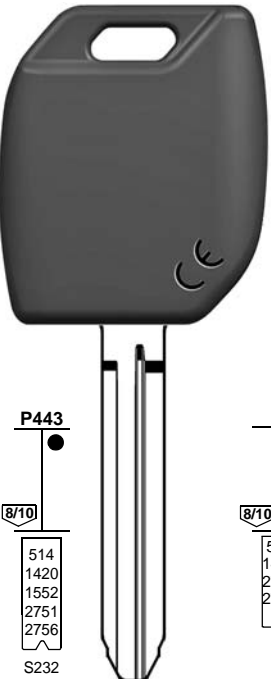

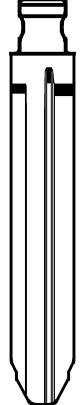
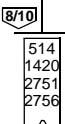



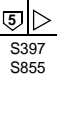
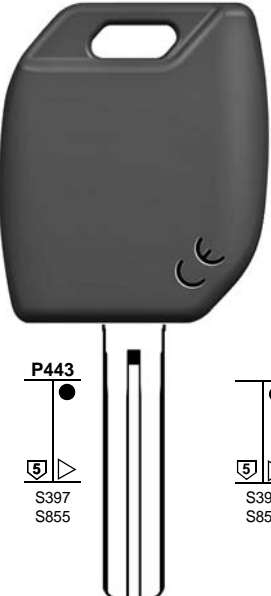
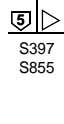








FOR:  
PER:

# TOYOTA

 <p><b>P322</b></p>  <p>S232 S24</p>	 <p><b>P450</b></p>  <p>S232 S24</p>	 <p><b>P443</b></p>  <p>480 S24 S232 S765 S819 S853 S1001 S1122 S1150 S1356</p>	 <p><b>P305</b></p>  <p>480 S24 S232 S765 S819 S853 S1001 S1122 S1150 S1356</p>	 <p><b>P305</b></p>  <p>514 1420 2751</p> <p><b>TE KEY</b></p> <p><b>TOY43ATE</b> ..... 10001-15000 ..... 50000-59999 ..... 60000-69999</p>
 <b>TOY40BT4</b> ..... 1-5000	 <b>TOY40BTE</b> ..... 1-5000	 <b>TOY40MH</b> ..... 1-5000 L ..... 0001-1000 G ..... 0001-2500 J ..... 0001-2500 K ..... 0001-2500 P ..... 0001-2500 ..... 30001-31200	 <b>TOY40FH</b> ..... 1-5000 L ..... 0001-1000 J ..... 0001-2500	 <b>TOY43AT4</b> <b>TOY43AT31</b> ..... 10001-15000    ..... 10001-15000 ..... 50000-59999    ..... 50000-59999 ..... 60000-69999    ..... 60000-69999

FOR:  
PER:

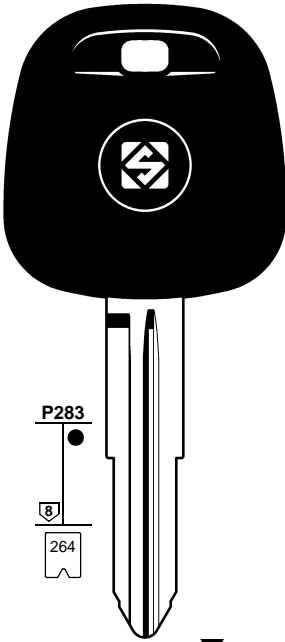
# TOYOTA

 <p><b>P443</b></p>  <p>514 1420 1552 2751 2756 S232</p>	 <p><b>P443</b></p>  <p>514 1420 2751 2756</p>	 <p><b>P322</b></p>  <p>S397 S855</p>	 <p><b>P450</b></p>  <p>S397 S855</p>	 <p><b>P443</b></p>  <p>S397 S855</p>	 <p><b>P443</b></p>  <p>S397 S855</p>
 <b>TOY43MH</b> ..... 10001-15000 ..... 50000-59999 ..... 60000-69999 ..... 25001-26200 .... 1-5000	 <b>TOY43FH</b> ..... 10001-15000 ..... 50000-59999 ..... 60000-69999 ..... 25001-26200	 <b>TOY48BT4</b> ..... 40000-49999	 <b>TOY48BTE</b> ..... 40000-49999	 <b>TOY48MH</b> ..... 40000-49999	 <b>TOY48FH</b> ..... 40000-49999



FOR:  
PER:

# TOYOTA



P283  
8  
264



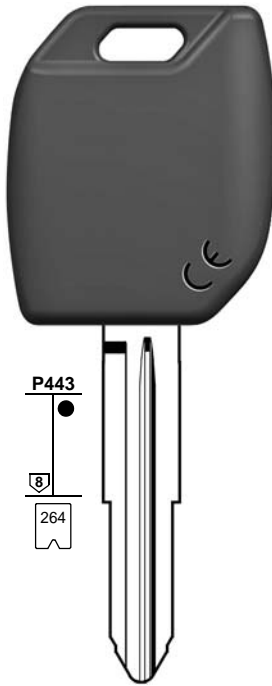
## TOY41RT4

G . . . . 1-2377  
P . . . . 1-2390  
X . . . . 1-2248



## TOY41RTE

D . . . . 1-3000  
G . . . . 1-2377  
P . . . . 1-2390  
X . . . . 1-2248

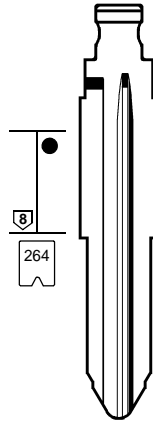


P443  
8  
264



## TOY41RMH

D . . . . 1-3000  
D . . . . 3001-4000  
G . . . . 1-2377  
P . . . . 1-2390  
X . . . . 1-2248

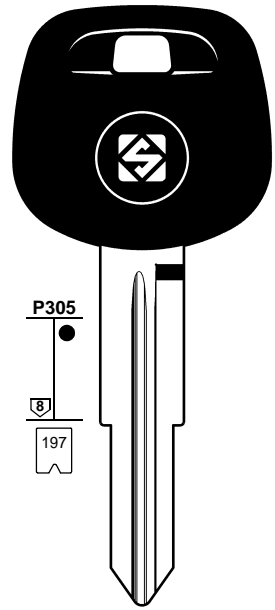


8  
264



## TOY41RFH

G . . . . 1-2377  
P . . . . 1-2390  
X . . . . 1-2248



P305  
8  
197

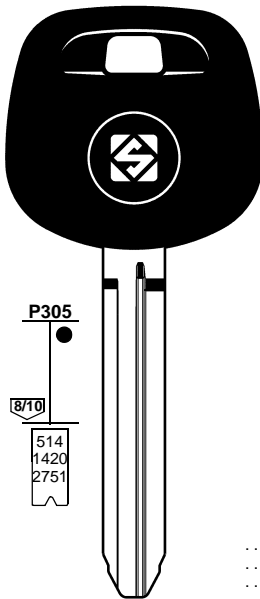


## TOY42AT5

S . . . . 1-2878

FOR:  
PER:

# TOYOTA



P305  
8/10  
514  
1420  
2751



## TOY43ATE

. . . . 10001-15000  
. . . . 50000-59999  
. . . . 60000-69999



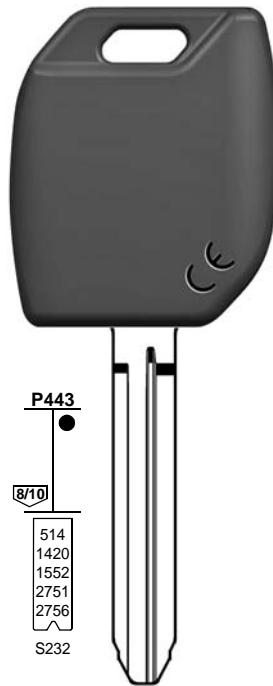
## TOY43AT4

. . . . 10001-15000  
. . . . 50000-59999  
. . . . 60000-69999



## TOY43AT31

. . . . 10001-15000  
. . . . 50000-59999  
. . . . 60000-69999

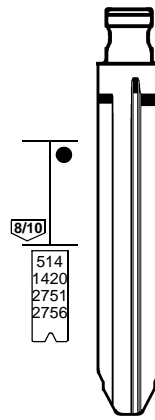


P443  
8/10  
514  
1420  
1552  
2751  
2756  
S232



## TOY43MH

. . . . 10001-15000  
. . . . 50000-59999  
. . . . 60000-69999  
. . . . 25001-26200  
. . . . 1-5000



8/10  
514  
1420  
2751  
2756



## TOY43FH

. . . . 10001-15000  
. . . . 50000-59999  
. . . . 60000-69999  
. . . . 25001-26200





FOR:  
PER:

# TOYOTA



**TOY43P**

..... 10001-15000



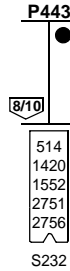
**TOY43T3**

..... 10001-15000



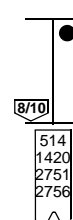
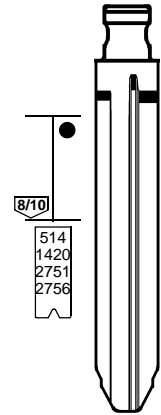
**TOY43TE**

.....  
10001-15000  
50000-59999  
60000-69999



**TOY43MH**

..... 10001-15000  
..... 50000-59999  
..... 60000-69999  
..... 25001-26200  
..... 1-5000

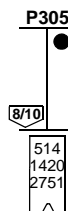


**TOY43FH**

..... 10001-15000  
..... 50000-59999  
..... 60000-69999  
..... 25001-26200

FOR:  
PER:

# TOYOTA



**TOY43ATE**

..... 10001-15000  
..... 50000-59999  
..... 60000-69999



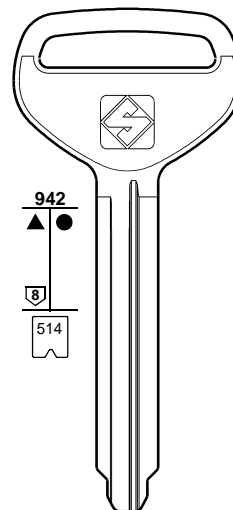
**TOY43AT4**

..... 10001-15000  
..... 50000-59999  
..... 60000-69999



**TOY43AT31**

..... 10001-15000  
..... 50000-59999  
..... 60000-69999



**TOY44**

..... 10001-15000



FOR:  
PER:

# TOYOTA

<b>TOY41RAT5</b> G ..... 1-2377 P ..... 1-2390 X ..... 1-2248	<b>TOY41RT4</b> G ..... 1-2377 P ..... 1-2390 X ..... 1-2248	<b>TOY41RMH</b> D ..... 1-3000 D ..... 3001-4000 G ..... 1-2377 P ..... 1-2390 X ..... 1-2248	<b>TOY41RFH</b> G ..... 1-2377 P ..... 1-2390 X ..... 1-2248	<b>TOY43AT31</b> ..... 10001-15000 ..... 50000-59999 ..... 60000-69999	<b>TOY43ATE</b> ..... 10001-15000 ..... 50000-59999 ..... 60000-69999
--	---	--	---	---	--

<b>TOY41RATE</b> D ..... 1-3000 G ..... 1-2377 P ..... 1-2390 X ..... 1-2248	<b>TOY41RTE</b> D ..... 1-3000 G ..... 1-2377 P ..... 1-2390 X ..... 1-2248
--	---

FOR:  
PER:

# TOYOTA

<b>TOY43MH</b> ..... 10001-15000 ..... 50000-59999 ..... 60000-69999 ..... 25001-26200 ..... 1-5000	<b>TOY43FH</b> ..... 10001-15000 ..... 50000-59999 ..... 60000-69999 ..... 25001-26200	<b>TOY47TE</b> ..... 1-13284 T ..... 1-13284	<b>TOY47T4</b> ..... 1-13284 T ..... 1-13284	<b>TOY47MH</b> ..... 1-13284 T ..... 1-13284	<b>TOY47FH</b> ..... 1-13284 T ..... 1-13284
--	--	--	--	--	--



FOR:  
PER:

# TOYOTA JAPAN



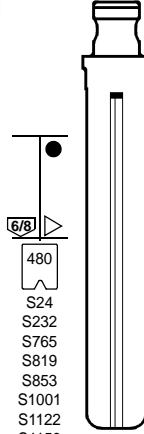
P322  
S232  
S24



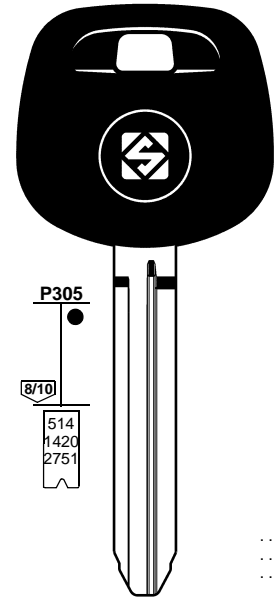
P450  
S232  
S24



P443  
480  
S24  
S232  
S765  
S819  
S853  
S1001  
S1122  
S1150  
S1356



480  
S24  
S232  
S765  
S819  
S853  
S1001  
S1122  
S1150  
S1356



P305  
514  
1420  
2751



**TOY43ATE**  
..... 10001-15000  
..... 50000-59999  
..... 60000-69999

**TOY40BT4**  
..... 1-5000

**TOY40BTE**  
..... 1-5000

**TOY40MH**  
..... 1-5000  
L ..... 0001-1000  
G ..... 0001-2500  
J ..... 0001-2500  
K ..... 0001-2500  
P ..... 0001-2500  
..... 30001-31200

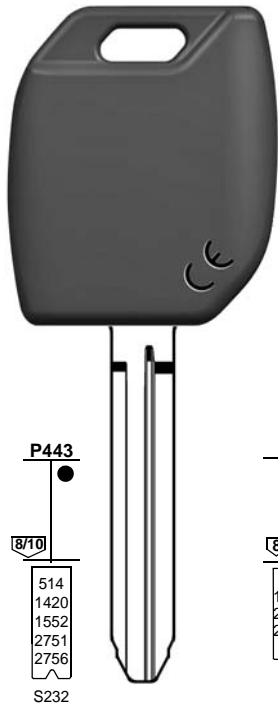
**TOY40FH**  
..... 1-5000  
L ..... 0001-1000  
J ..... 0001-2500

**TOY43AT4**  
..... 10001-15000  
..... 50000-59999  
..... 60000-69999

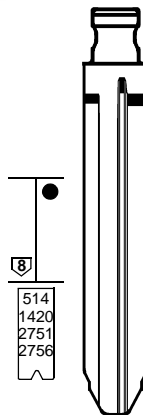
**TOY43AT31**  
..... 10001-15000  
..... 50000-59999  
..... 60000-69999

FOR:  
PER:

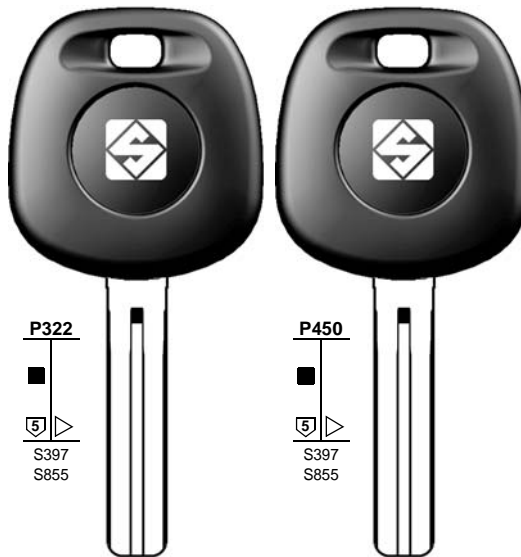
# TOYOTA JAPAN



P443  
514  
1420  
1552  
2751  
2756  
S232



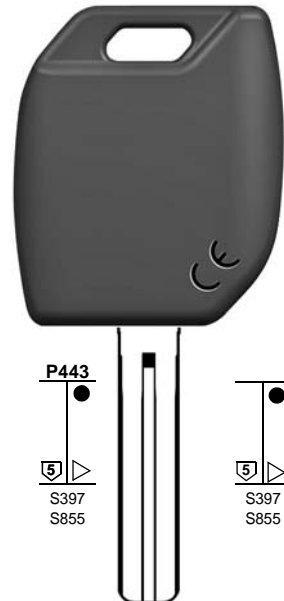
514  
1420  
2751  
2756



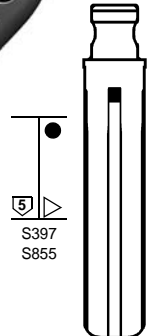
P322  
S397  
S855



P450  
S397  
S855



P443  
S397  
S855



S397  
S855

**TOY43MH**  
..... 10001-15000  
..... 50000-59999  
..... 60000-69999  
..... 25001-26200  
..... 1-5000

**TOY43FH**  
..... 10001-15000  
..... 50000-59999  
..... 60000-69999  
..... 25001-26200

**TOY48BT4**  
..... 40000-49999

**TOY48BTE**  
..... 40000-49999

**TOY48MH**  
..... 40000-49999

**TOY48FH**  
..... 40000-49999



FOR:  
PER:

# TOYOTA JAPAN

**TOY41RAT4**  
G ..... 1-2377  
P ..... 1-2390  
X ..... 1-2248

**TOY41RMH**  
D ..... 1-3000  
D ..... 3001-4000  
G ..... 1-2377  
P ..... 1-2390  
X ..... 1-2248

**TOY41RFH**  
G ..... 1-2377  
P ..... 1-2390  
X ..... 1-2248

**TOY42AT5**  
S ..... 1-2878

**TOY43AT4**  
..... 10001-15000  
..... 50000-59999  
..... 60000-69999

**TOY43AT31**  
..... 10001-15000  
..... 50000-59999  
..... 60000-69999

**TOY41RATE**  
D ..... 1-3000  
G ..... 1-2377  
P ..... 1-2390  
X ..... 1-2248

**TOY43ATE**  
..... 10001-15000  
..... 50000-59999  
..... 60000-69999

FOR:  
PER:

# TOYOTA JAPAN

**TOY43MH**  
..... 10001-15000  
..... 50000-59999  
..... 60000-69999  
..... 25001-26200  
..... 1-5000

**TOY43FH**  
..... 10001-15000  
..... 50000-59999  
..... 60000-69999  
..... 25001-26200

















**TOY48BT4**  
..... 40000-49999

**TOY48BT5**  
..... 40000-49999

**TOY48MH**  
..... 40000-49999

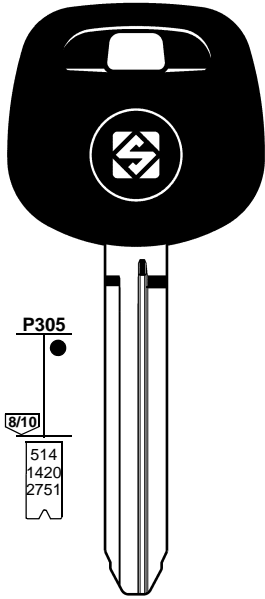
**TOY48FH**  
..... 40000-49999



1	2	2a	3	3a	3b	e1+e2		6	42+71	72	43+44a	12	15
						GTI COMPATIBLE		IGNITION 					
CAR MAKE MODEL	FROM	TO	SILCA REF.	SILCA REF.	SILCA REF.	COPY	GEN.	TRANSP. TYPE	FAST COPY PLUS RW4 PLUS FAST COPY/RW4	FAST COPY PLUS RW4 PLUS	FAST COPY RW4	STP	
													
For more info on the uses of car keys, refer to the Silca Electronic Keys Catalogue: 													
<b>TOYOTA JAPAN</b>													
ESTIMA	1997	2001	TOY42AT5					PH	33	Y	Y		S11
ESTIMA	2001	2003	TOY43AT4					TEXAS	4C				S11
ESTIMA	2001	2003	TOY43MH	TOY43ATE	TOY43FH	Y	Y	TEXAS	4C	Y	P-BOX		
ESTIMA	2003		TOY43AT31					TEX / CR	67				
ESTIMA	2003		TOY43MH	TOY43ATE	TOY43FH	Y	Y	TEX / CR	67	Y	P-BOX		
FUN CARGO	2003	2005	TOY43AT31					TEX / CR	67				I
FUN CARGO	2003	2005	TOY43MH	TOY43ATE	TOY43FH	Y	Y	TEX / CR	67	Y	P-BOX		
GAIA	1999	2004	TOY43AT4					TEXAS	4C				E
GAIA	1999	2004	TOY43MH	TOY43ATE	TOY43FH	Y	Y	TEXAS	4C	Y	P-BOX		
IPSUM	1996	2003	TOY43AT4					TEXAS	4C				S11
IPSUM	1996	2003	TOY43MH	TOY43ATE	TOY43FH	Y	Y	TEXAS	4C	Y	P-BOX		
IPSUM	2003		TOY43AT31					TEX / CR	67				I
IPSUM	2003		TOY43MH	TOY43ATE	TOY43FH	Y	Y	TEX / CR	67	Y	P-BOX		
ISIS	2003		TOY43AT31					TEX / CR	67				I
ISIS	2003		TOY43MH	TOY43ATE	TOY43FH	Y	Y	TEX / CR	67	Y	P-BOX		
IST	2003		TOY43AT31					TEX / CR	67				I
IST	2003		TOY43MH	TOY43ATE	TOY43FH	Y	Y	TEX / CR	67	Y	P-BOX		
KLUGER	2001	2003	TOY43AT4					TEXAS	4C				E
KLUGER	2001	2003	TOY43MH	TOY43ATE	TOY43FH	Y	Y	TEXAS	4C	Y	P-BOX		
KLUGER	2003		TOY43AT31					TEX / CR	67				
KLUGER	2003		TOY43MH	TOY43ATE	TOY43FH	Y	Y	TEX / CR	67	Y	P-BOX		
LAND CRUISER PRADO	2000	2002	TOY48BT4					TEXAS	4C				S11
LAND CRUISER PRADO	2000	2002	TOY43AT4					TEXAS	4C				S11
LAND CRUISER PRADO	2000	2002	TOY48MH	TOY48BTE	TOY48FH	Y	Y	TEXAS	4C	Y	P-BOX		
LAND CRUISER PRADO	2000	2002	TOY43MH	TOY43ATE	TOY43FH	Y	Y	TEXAS	4C	Y	P-BOX		
LAND CRUISER PRADO	2002	2005	TOY43AT31					TEX / CR	67				I
LAND CRUISER PRADO	2002	2005	TOY43MH	TOY43ATE	TOY43FH	Y	Y	TEX / CR	67	Y	P-BOX		
MARK X	2004		TOY43AT31					TEX / CR	67				
MARK X	2004		TOY43MH	TOY43ATE	TOY43FH	Y	Y	TEX / CR	67	Y	P-BOX		
MARK 2	2000	2006	TOY43AT4					TEXAS	4C				S11
MARK 2	2000	2006	TOY43MH	TOY43ATE	TOY43FH	Y	Y	TEXAS	4C	Y	P-BOX		
NOAH	2004		TOY43AT31					TEX / CR	67				
NOAH	2004		TOY43MH	TOY43ATE	TOY43FH	Y	Y	TEX / CR	67	Y	P-BOX		
OPEN DECK	2000	2005	TOY43AT31					TEX / CR	67				I
OPEN DECK	2000	2005	TOY43MH	TOY43ATE	TOY43FH	Y	Y	TEX / CR	67	Y	P-BOX		
ORIGIN	2000		TOY48BT4					TEXAS	4C				S11
ORIGIN	2000		TOY48MH	TOY48BTE	TOY48FH	Y	Y	TEXAS	4C	Y	P-BOX		
PLATZ	1999	2002	TOY41RAT4					TEXAS	4C				S11
PLATZ	1999	2002	TOY41RAT4					TEXAS	4C				E
PLATZ	1999	2002	TOY41RMH	TOY41RATE	TOY41RFH	Y	Y	TEXAS	4C	Y	P-BOX		
PLATZ	2003	2005	TOY43AT31					TEX / CR	67				
PLATZ	2003	2005	TOY43MH	TOY43ATE	TOY43FH	Y	Y	TEX / CR	67	Y	P-BOX		
PROGRÈS NC300	1998	2006	TOY48BT4					TEXAS	4C				S11
PROGRÈS NC300	1998	2006	TOY48MH	TOY48BTE	TOY48FH	Y	Y	TEXAS	4C	Y	P-BOX		
PRONARD	2000	2002	TOY43AT4					TEXAS	4C				S11
PRONARD	2000	2002	TOY43MH	TOY43ATE	TOY43FH	Y	Y	TEXAS	4C	Y	P-BOX		

FOR:  
PER:

# TOYOTA JAPAN



**TOY43AT4**

..... 10001-15000  
..... 50000-59999  
..... 60000-69999



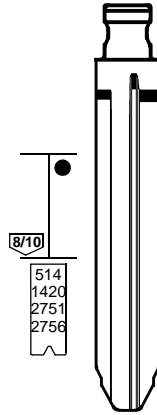
**TOY43ATE**

..... 10001-15000  
..... 50000-59999  
..... 60000-69999



**TOY43MH**

..... 10001-15000  
..... 50000-59999  
..... 60000-69999  
..... 25001-26200  
..... 1-5000



**TOY43FH**

..... 10001-15000  
..... 50000-59999  
..... 60000-69999  
..... 25001-26200

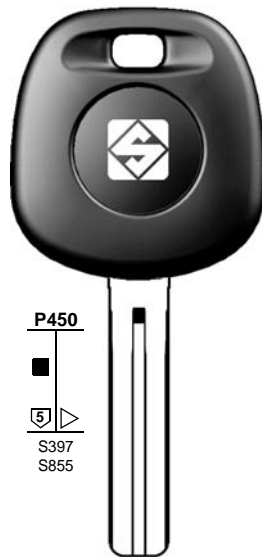
FOR:  
PER:

# TOYOTA JAPAN



**TOY48BT4**

..... 40000-49999



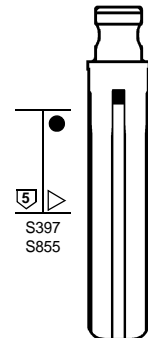
**TOY48BTE**

..... 40000-49999



**TOY48MH**

..... 40000-49999



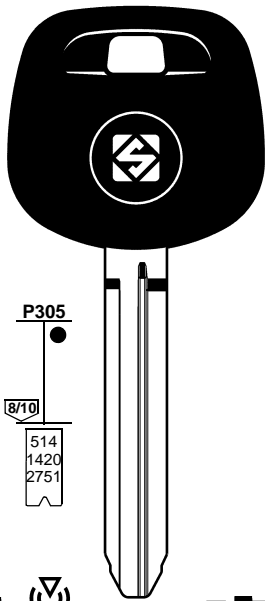
**TOY48FH**

..... 40000-49999



FOR:  
PER:

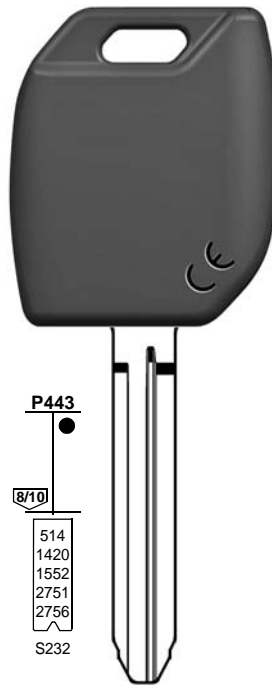
# TOYOTA USA



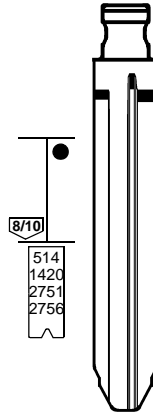
**TOY43AT4**  
 ..... 10001-15000  
 ..... 50000-59999  
 ..... 60000-69999

**TOY43ATE**  
 ..... 10001-15000  
 ..... 50000-59999  
 ..... 60000-69999

**TOY43AT31**  
 ..... 10001-15000  
 ..... 50000-59999  
 ..... 60000-69999



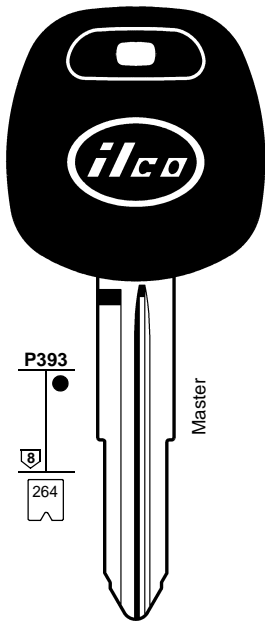
**TOY43MH**  
 ..... 10001-15000  
 ..... 50000-59999  
 ..... 60000-69999  
 ..... 25001-26200  
 ..... 1-5000



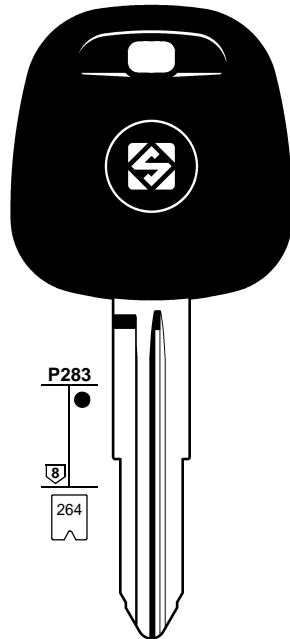
**TOY43FH**  
 ..... 10001-15000  
 ..... 50000-59999  
 ..... 60000-69999  
 ..... 25001-26200

FOR:  
PER:

# TOYOTA USA



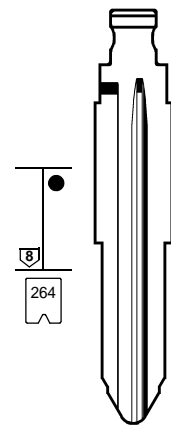
**TOY57-PT**  
 G .... 1-2377  
 P .... 1-2390  
 X .... 1-2248



**TOY41RTE**  
 D .... 1-3000  
 G .... 1-2377  
 P .... 1-2390  
 X .... 1-2248



**TOY41RMH**  
 D .... 1-3000  
 D .... 3001-4000  
 G .... 1-2377  
 P .... 1-2390  
 X .... 1-2248

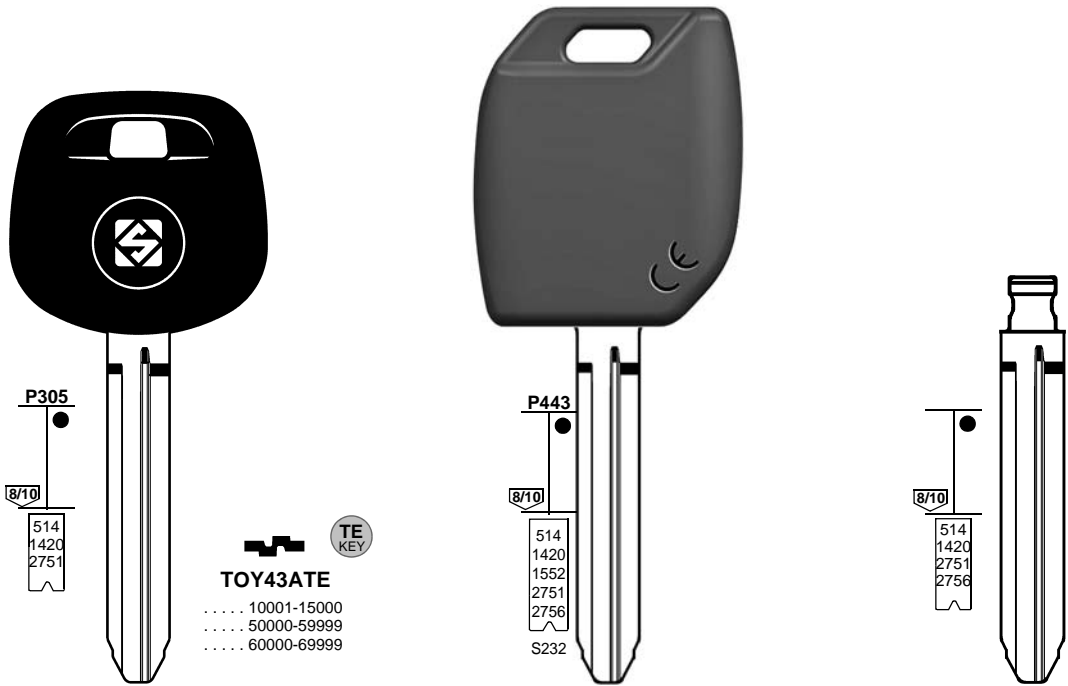


**TOY41RFH**  
 G .... 1-2377  
 P .... 1-2390  
 X .... 1-2248

1	2	2a	3	3a	3b	e1+e2		6	42+71	72	43+44a	12	15
						GTI COMPATIBLE		IGNITION					
CAR MAKE MODEL	FROM	TO	SILCA REF.	SILCA REF.	SILCA REF.	COPY	GEN.	TRANSP. TYPE	FAST COPY PLUS RW4 PLUS FAST COPY/RW4	FAST COPY PLUS RW4 PLUS	FAST COPY RW4	STP	
For more info on the uses of car keys, refer to the Silca Electronic Keys Catalogue:													
<b>TOYOTA USA</b>													
4RUNNER	1999	2002	TOY43AT4					TEXAS	4C				E
4RUNNER	1999	2002	TOY43MH	TOY43ATE	TOY43FH	Y	Y	TEXAS	4C	Y	P-BOX		
4RUNNER	2003	2010	TOY43AT31					TEX / CR	67				I
4RUNNER	2003	2010	TOY43MH	TOY43ATE	TOY43FH	Y	Y	TEX / CR	67	Y	P-BOX		
4RUNNER	2010		SMARTKEY					TEX / CR	67				
4RUNNER	2011							TEX / MA	6E				
AVALON	1998	2004	TOY43AT4					TEXAS	4C				E
AVALON	1998	2004	TOY43MH	TOY43ATE	TOY43FH	Y	Y	TEXAS	4C	Y	P-BOX		
AVALON	2005	2011	TOY43AT31					TEX / CR	67				I
AVALON	2005	2011	TOY43MH	TOY43ATE	TOY43FH	Y	Y	TEX / CR	67	Y	P-BOX		
AVALON	2005		SMARTKEY					TEX / CR	67				
AVALON	2012							TEX / MA	6E				
AVANZA	2004		TOY43AT31					TEX / CR	67				I
AVANZA	2004		TOY43MH	TOY43ATE	TOY43FH	Y	Y	TEX / CR	67	Y	P-BOX		
CAMRY	1998	2004	TOY43AT4					TEXAS	4C				E
CAMRY	1998	2004	TOY43MH	TOY43ATE	TOY43FH	Y	Y	TEXAS	4C	Y	P-BOX		
CAMRY	2003	2010	TOY43AT31					TEX / CR	67				I
CAMRY	2003	2010	TOY43MH	TOY43ATE	TOY43FH	Y	Y	TEX / CR	67	Y	P-BOX		
CAMRY	2006		SMARTKEY					TEX / CR	67				
CAMRY	2011							TEX / MA	6E				
COROLLA	2005	2010	TOY43AT31					TEX / CR	67				I
COROLLA	2005	2010	TOY43MH	TOY43ATE	TOY43FH	Y	Y	TEX / CR	67	Y	P-BOX		
COROLLA	2010							TEX / MA	6E				
FJ CRUISER	2007	2010	TOY43AT31					TEX / CR	67				I
FJ CRUISER	2007	2010	TOY43MH	TOY43ATE	TOY43FH	Y	Y	TEX / CR	67	Y	P-BOX		
FJ CRUISER	2011							TEX / MA	6E				
HIACE	2006		TOY43AT31					TEX / CR	67				I
HIACE	2006		TOY43MH	TOY43ATE	TOY43FH	Y	Y	TEX / CR	67	Y	P-BOX		
HIGHLANDER	2001	2003	TOY43AT4					TEXAS	4C				E
HIGHLANDER	2001	2003	TOY43MH	TOY43ATE	TOY43FH	Y	Y	TEXAS	4C	Y	P-BOX		
HIGHLANDER	2004	2010	TOY43AT31					TEX / CR	67				I
HIGHLANDER	2004	2010	TOY43MH	TOY43ATE	TOY43FH	Y	Y	TEX / CR	67	Y	P-BOX		
HIGHLANDER	2006		SMARTKEY					TEX / CR	67				
HIGHLANDER	2011							TEX / MA	6E				
HILUX	2004	2009	TOY43AT31					TEX / CR	67				I
LAND CRUISER	1998	2002	TOY43AT4					TEXAS	4C				E
LAND CRUISER	1998	2002	TOY43MH	TOY43ATE	TOY43FH	Y	Y	TEXAS	4C	Y	P-BOX		
LAND CRUISER	2003	2008	TOY43AT31					TEX / CR	67				I
LAND CRUISER	2003	2008	TOY43MH	TOY43ATE	TOY43FH	Y	Y	TEX / CR	67	Y	P-BOX		
LAND CRUISER	2009		SMARTKEY					TEX / CR	67				
MATRIX	2005	2010	TOY43AT31					TEX / CR	67				I
MATRIX	2005	2010	TOY43MH	TOY43ATE	TOY43FH	Y	Y	TEX / CR	67	Y	P-BOX		
MATRIX	2011							TEX / MA	6E				
MR2	2001	2005	TOY57-PT					TEXAS	4C				E
MR2	2001	2005	TOY41RMH	TOY41RTE	TOY41RFH	Y	Y	TEXAS	4C	Y	P-BOX		
PRIUS	2001	2003	TOY43AT4					TEXAS	4C				E

FOR:  
PER:

# TOYOTA USA



**TE KEY**  
**TOY43ATE**  
 ..... 10001-15000  
 ..... 50000-59999  
 ..... 60000-69999

**TOY43AT4**  
 ..... 10001-15000  
 ..... 50000-59999  
 ..... 60000-69999

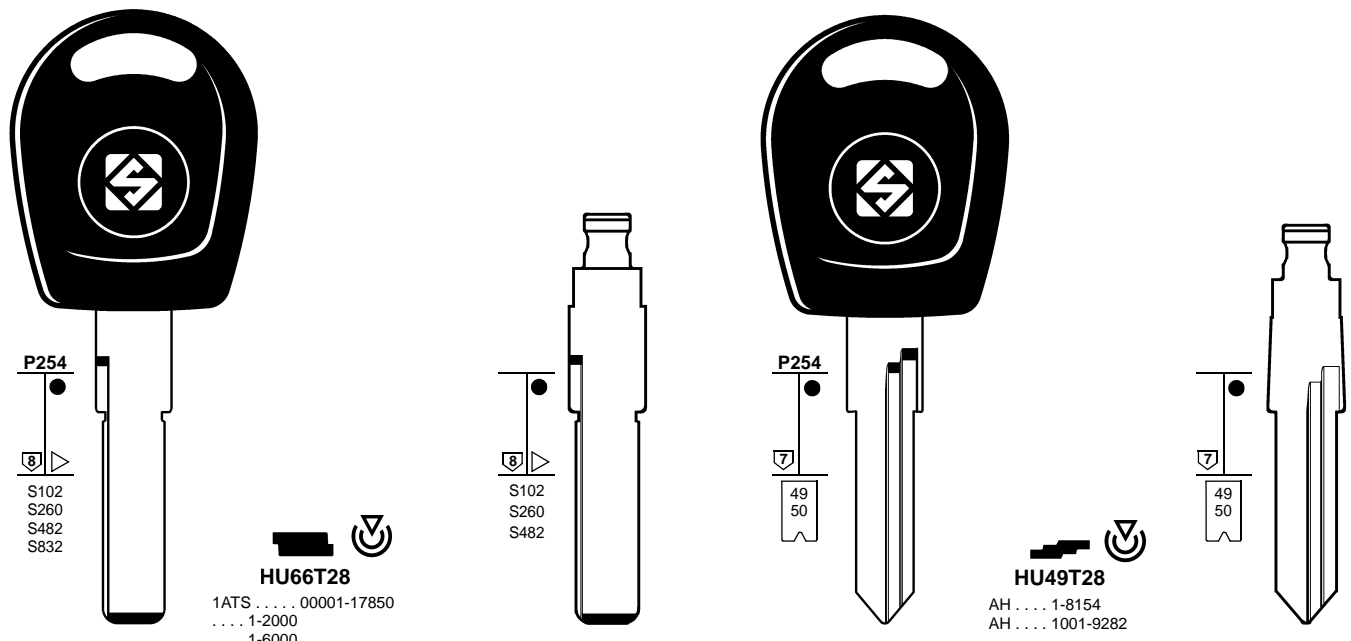
**TOY43AT31**  
 ..... 10001-15000  
 ..... 50000-59999  
 ..... 60000-69999

**MH KEY**  
**TOY43MH**  
 ..... 10001-15000  
 ..... 50000-59999  
 ..... 60000-69999  
 ..... 25001-26200  
 ..... 1-5000

**FH FLIP**  
**TOY43FH**  
 ..... 10001-15000  
 ..... 50000-59999  
 ..... 60000-69999  
 ..... 25001-26200

FOR:  
PER:

# VOLKSWAGEN



**HU66T28**  
 1ATS ..... 00001-17850  
 ..... 1-2000  
 ..... 1-6000

**HU49T28**  
 AH ..... 1-8154  
 AH ..... 1001-9282

**HU66T6**  
 1ATS ..... 00001-17850  
 ..... 1-2000  
 ..... 1-6000

















**HU66T24**  
 1ATS ..... 00001-17850  
 ..... 1-2000  
 ..... 1-6000

**FH FLIP**  
**HU66FH**  
 ..... 1-2000  
 ..... 0001-6000

**HU49T5**  
 AH ..... 1-8154  
 AH ..... 1001-9282

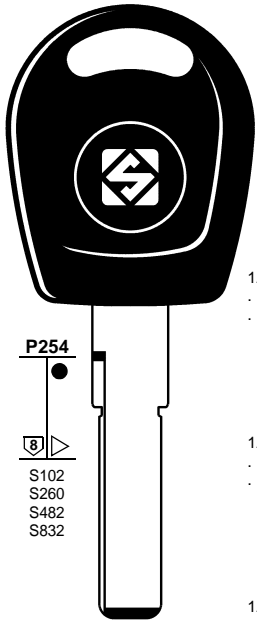
**HU49T10**  
 AH ..... 1-8154  
 AH ..... 1001-9282

**FH FLIP**  
**HU49FH**  
 AH ..... 1-8154  
 AH ..... 1001-9282

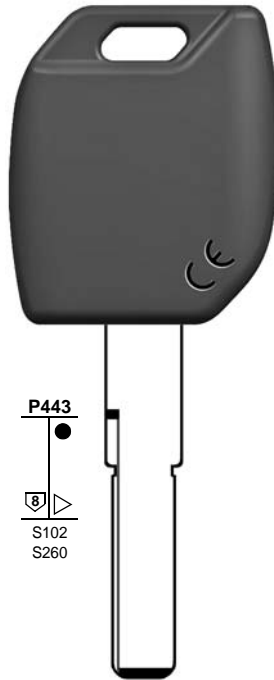
1	2	2a	3	3a	3b	e1+e2		6	42+71	72	43+44a	12	15
						GTI COMPATIBLE		IGNITION 					
CAR MAKE MODEL	FROM	TO	SILCA REF.	SILCA REF.	SILCA REF.	COPY	GEN.	TRANSP. TYPE	FAST COPY PLUS RW4 PLUS FAST COPY/RW4	FAST COPY PLUS RW4 PLUS	FAST COPY RW4	STP	
													
For more info on the uses of car keys, refer to the Silca Electronic Keys Catalogue: 													
TOYOTA USA													
PRIUS	2001	2003	TOY43MH	TOY43ATE	TOY43FH	Y	Y	TEXAS	4C	Y	P-BOX		
PRIUS	2004	2008	TOY43AT31					TEX / CR	67				I
PRIUS	2004	2008	TOY43MH	TOY43ATE	TOY43FH	Y	Y	TEX / CR	67	Y	P-BOX		
PRIUS	2009		SMARTKEY					TEX / CR	67				
PRIUS C	2012							TEX / MA	6E				
RAV 4	2006	2010	TOY43AT31					TEX / CR	67				I
RAV 4	2006	2010	TOY43MH	TOY43ATE	TOY43FH	Y	Y	TEX / CR	67	Y	P-BOX		
RAV 4	2011							TEX / MA	6E				
SEQUOIA	2001	2002	TOY43AT4					TEXAS	4C				I
SEQUOIA	2001	2002	TOY43MH	TOY43ATE	TOY43FH	Y	Y	TEXAS	4C	Y	P-BOX		
SEQUOIA	2003	2010	TOY43AT31					TEX / CR	67				I
SEQUOIA	2003	2010	TOY43MH	TOY43ATE	TOY43FH	Y	Y	TEX / CR	67	Y	P-BOX		
SEQUOIA	2011							TEX / MA	6E				
SIENNA	1999	2003	TOY43AT4					TEXAS	4C				E
SIENNA	1999	2003	TOY43MH	TOY43ATE	TOY43FH	Y	Y	TEXAS	4C	Y	P-BOX		
SIENNA	2004	2010	TOY43AT31					TEX / CR	67				I
SIENNA	2004	2010	TOY43MH	TOY43ATE	TOY43FH	Y	Y	TEX / CR	67	Y	P-BOX		
SIENNA	2011							TEX / MA	6E				
SIENNA	2011		SMARTKEY					TEX / CR	67				
SOLARA	2002	2003	TOY43AT4					TEXAS	4C				E
SOLARA	2002	2003	TOY43MH	TOY43ATE	TOY43FH	Y	Y	TEXAS	4C	Y	P-BOX		
SOLARA	2004	2010	TOY43AT31					TEX / CR	67				I
SOLARA	2004	2010	TOY43MH	TOY43ATE	TOY43FH	Y	Y	TEX / CR	67	Y	P-BOX		
TACOMA	2005	2010	TOY43AT31					TEX / CR	67				I
TACOMA	2005	2010	TOY43MH	TOY43ATE	TOY43FH	Y	Y	TEX / CR	67	Y	P-BOX		
TACOMA	2011							TEX / MA	6E				
TUNDRA	2005	2010	TOY43AT31					TEX / CR	67				I
TUNDRA	2005	2010	TOY43MH	TOY43ATE	TOY43FH	Y	Y	TEX / CR	67	Y	P-BOX		
TUNDRA	2011							TEX / MA	6E				
VENZA	2009	2010	TOY43AT31					TEX / CR	67				
VENZA	2009	2010	TOY43MH	TOY43ATE	TOY43FH	Y	Y	TEX / CR	67	Y	P-BOX		
VENZA	2009	2011	SMARTKEY					TEX / CR	67				
VENZA	2011		SMARTKEY					TEX / MA	6E				
VENZA	2011							TEX / MA	6E				
YARIS	2007	2011	TOY43AT31					TEX / CR	67				I
YARIS	2007	2011	TOY43MH	TOY43ATE	TOY43FH	Y	Y	TEX / CR	67	Y	P-BOX		
YARIS	2012							TEX / MA	6E				
VOLKSWAGEN													
BEETLE	1998	2004	HU66T6		HU66FH			MEG / CR	48				
BEETLE	2005	2008	HU66T24		HU66FH			MEG / CR	A1				
BEETLE	2008							MEG / CR	A1				
BORA	1998	2005	HU66T6		HU66FH			MEG / CR	48				
CABRIO	2000	2005	HU66T28		HU66FH			PH / CR	4W	RD	RD		
CADDY	1995	1998	HU49T5		HU49FH			PH	33	Y	Y	S-V	
CADDY	1998	2000	HU49T10		HU49FH			PH / CR	42	Y	Y		
CADDY	2000	2003	HU49T28		HU49FH			PH / CR	4W	RD	RD		

FOR:  
PER:

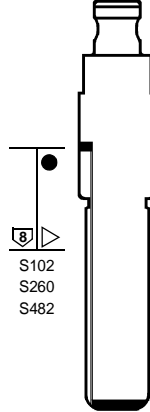
# VOLKSWAGEN



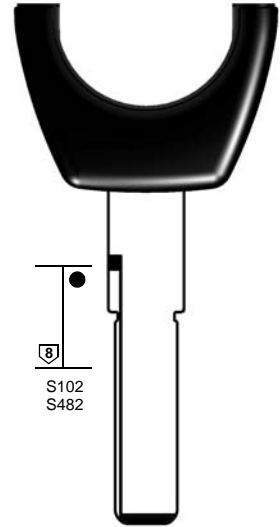
**HU66T28**  
1ATS ..... 00001-17850  
..... 1-2000  
..... 1-6000



**HU66T24**  
1ATS ..... 00001-17850  
..... 1-2000  
..... 1-6000



**HU66T10**  
1ATS ..... 00001-17850  
..... 1-2000  
..... 1-6000



**HU66T5**  
1ATS ..... 00001-17850  
..... 1-2000  
..... 1-6000

**HU66T6**  
1ATS ..... 00001-17850  
..... 1-2000  
..... 1-6000

**HU66MH**  
..... 1-2000  
..... 0001-6000

**HU66FH**  
..... 1-2000  
..... 0001-6000

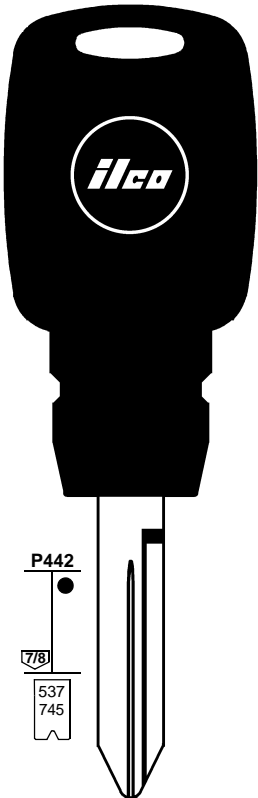
**HU66CT5**  
..... 1-2000  
1ATS00001-17850

**HU66CT6**  
..... 1-2000

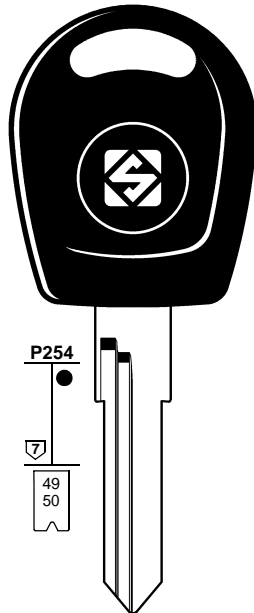
WITTE

FOR:  
PER:

# VOLKSWAGEN

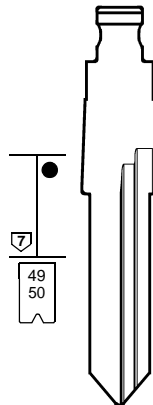


**EK3P-Y170**  
L ..... 1-3580  
M ..... 1-2618



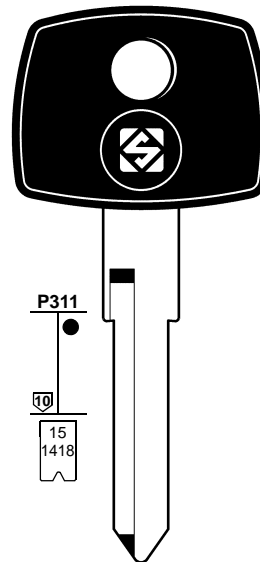
P254  
49  
50

**HU49RT6**  
AH ..... 1001-9282



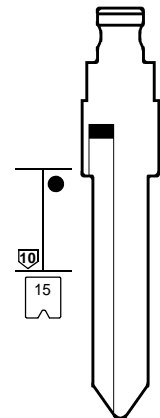
49  
50

**HU49FH**  
AH ..... 1-8154  
AH ..... 1001-9282



P311  
15  
1418

**YM15T5**  
.. NF ... 1-99 ... 1-99  
HM ... 1-1200  
HM ... 2501-3500  
HM ... 4001-7350  
HM ... 6001-7109  
NF ... 1-1200  
NM ... 2501-3500



















15

**YM15FH**  
NM ... 2501-3500  
.. NF ... 1-99 ... 1-99  
HM ... 1-1200  
HM ... 2501-3500  
HM ... 4001-7350  
HF ... 1-1200

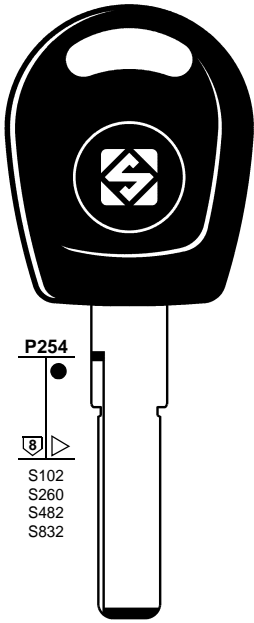
VALEO - YMOS



1	2	2a	3	3a	3b	e1+e2		6	42+71	72	43+44a	12	15
						GTI COMPATIBLE		IGNITION 					
CAR MAKE MODEL	FROM	TO	SILCA REF.	SILCA REF.	SILCA REF.	COPY	GEN.	TRANSP. TYPE	FAST COPY PLUS RW4 PLUS FAST COPY/RW4	FAST COPY PLUS RW4 PLUS	FAST COPY RW4	STP	
													
For more info on the uses of car keys, refer to the Silca Electronic Keys Catalogue: 													
<b>VOLKSWAGEN</b>													
CADDY	2004	2007	HU66T24		HU66FH			MEG / CR	A1				
CADDY	2008							MEG / CR	A1				
CRAFTER	2006							MEG / CR	A1				
CROSS GOLF	2006	2007	HU66T24		HU66FH			MEG / CR	A1				
CROSS GOLF	2008							MEG / CR	A1				
EOS	2006	2007	HU66T24		HU66FH			MEG / CR	A1				
EOS	2008							MEG / CR	A1				
EURO VAN	2000	2004	HU66T6		HU66FH			MEG / CR	48				
FOX	2005	2008	HU66T6		HU66FH			MEG / CR	48				
GOLF	1995	1998	HU49T5		HU49FH			PH	33	Y	Y	S-V	
GOLF	1998	2004	HU66T6		HU66FH			MEG / CR	48				
GOLF	2004	2008	HU66T24		HU66FH			MEG / CR	A1				
GOLF	2008							MEG / CR	A1				
GOLF CABRIO	1995	1998	HU49T5		HU49FH			PH	33	Y	Y	S-V	
GOLF CABRIO	1998	2000	HU66T10		HU66FH			PH / CR	42	Y	Y		
GOLF CABRIO	2000	2004	HU66T28		HU66FH			PH / CR	4W	RD	RD		
GOLF CABRIO	2004		HU66T24		HU66FH			MEG / CR	A1				
GOLF GTI	2000	2004	HU66T6		HU66FH			MEG / CR	48				
INDIVIDUAL	2004		HU66T24		HU66FH			MEG / CR	A1				
JETTA	2000	2004	HU66T6		HU66FH			MEG / CR	48				
JETTA	2004	2007	HU66T24		HU66FH			MEG / CR	A1				
JETTA	2008							MEG / CR	A1				
LT 28	2000	2006	YM15T5		YM15FH			TEMIC	12	Y	Y		
LUPO	1998	2000	HU66T10		HU66FH			PH / CR	42	Y	Y		
LUPO	2000	2005	HU66T28		HU66FH			PH / CR	4W	RD	RD		
MULTIVAN	2003	2008	HU66T24		HU66FH			MEG / CR	A1				
MULTIVAN	2009							MEG / CR	A1				
PASSAT	1995	1997	HU49T5		HU49FH			PH	33	Y	Y	S-V	
PASSAT	1997	1998	HU66CT5		HU66FH			MEG	13	Y	Y		
PASSAT	1997	1998	HU66T5		HU66FH			MEG	13	Y	Y		
PASSAT	1998	2004	HU66T6		HU66FH			MEG / CR	48				
PASSAT	1998	2004	HU66CT6		HU66FH			MEG / CR	48				
PASSAT	2004	2005	HU66T24		HU66FH			MEG / CR	A1				
PASSAT	2006							MEG / CR	A1				
PASSAT W8	2002	2004	HU66T6		HU66FH			MEG / CR	48				
PHAETON	2003							PH / CR2	46				
PHAETON	2003		HU66MH					PH / CR2	46	Y	P-BOX		
POLO	1995	1998	HU49T5		HU49FH			PH	33	Y	Y	S-V	
POLO	1998	2000	HU66T10		HU66FH			PH / CR	42	Y	Y		
POLO	2000	2001	HU66T28		HU66FH			PH / CR	4W	RD	RD		
POLO	2001	2005	HU66T6		HU66FH			MEG / CR	48				
POLO	2005	2009	HU66T24		HU66FH			MEG / CR	A1				
POLO	2009							MEG / CR	A1				
ROUTAN	2008							PH / CR2	46				
ROUTAN	2008		EK3P-Y170					PH / CR2	46	Y	P-BOX		
SAVEIRO	1995		HU49RT6					MEG / CR	48				

FOR:  
PER:

# VOLKSWAGEN



**HU66T28**  
1ATS ..... 00001-17850  
..... 1-2000  
..... 1-6000

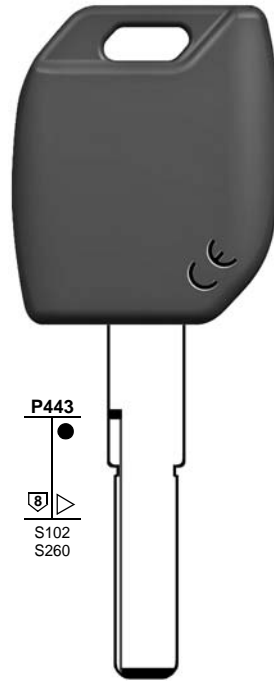
P254  
S102  
S260  
S482  
S832

**HU66T24**  
1ATS ..... 00001-17850  
..... 1-2000  
..... 1-6000

**HU66T10**  
1ATS ..... 00001-17850  
..... 1-2000  
..... 1-6000

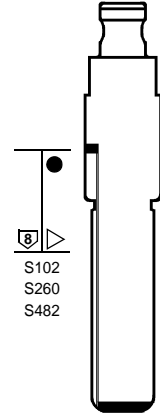
**HU66T5**  
1ATS ..... 00001-17850  
..... 1-2000  
..... 1-6000

**HU66T6**  
1ATS ..... 00001-17850  
..... 1-2000  
..... 1-6000



P443  
S102  
S260

**HU66MH**  
..... 1-2000  
..... 0001-6000

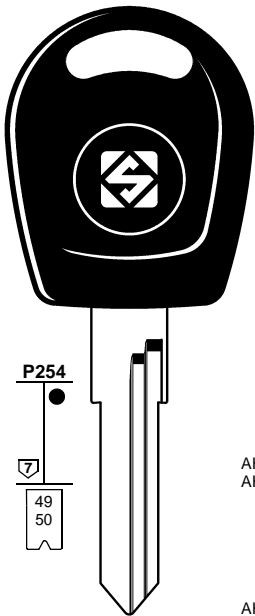


S102  
S260  
S482

**HU66FH**  
..... 1-2000  
..... 0001-6000

FOR:  
PER:

# VOLKSWAGEN



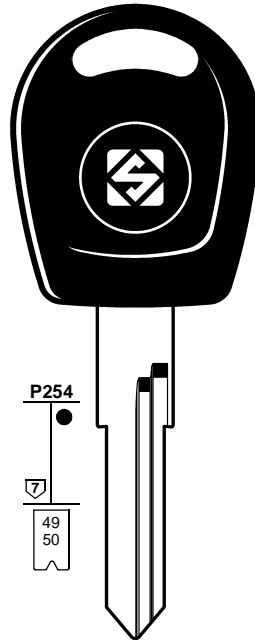
P254  
49  
50

**HU70T6**  
AH ..... 1-8154  
AH ..... 1001-9282

**HU49T28**  
AH ..... 1-8154  
AH ..... 1001-9282

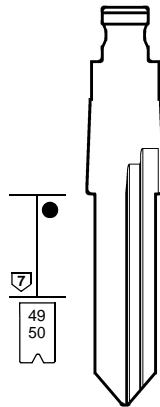
**HU49T5**  
AH ..... 1-8154  
AH ..... 1001-9282

**HU49T10**  
AH ..... 1-8154  
AH ..... 1001-9282



P254  
49  
50

**HU49T10X**  
AH ..... 1-8154  
AH ..... 1001-9282



49  
50

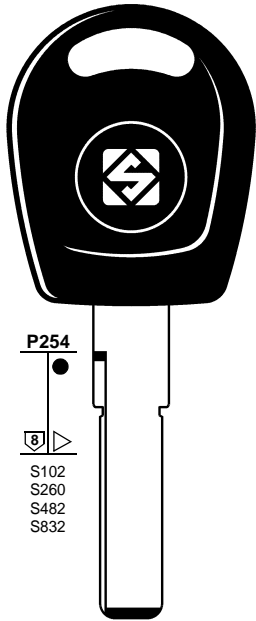
**HU49FH**  
AH ..... 1-8154  
AH ..... 1001-9282

WITTE



FOR:  
PER:

# VOLKSWAGEN SUD AMERICA



P254



S102  
S260  
S482  
S832



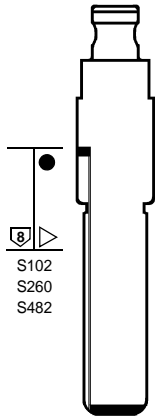
**HU66T6**

1ATS ..... 00001-17850  
..... 1-2000  
..... 1-6000



**HU66T24**

1ATS ..... 00001-17850  
..... 1-2000  
..... 1-6000



P254

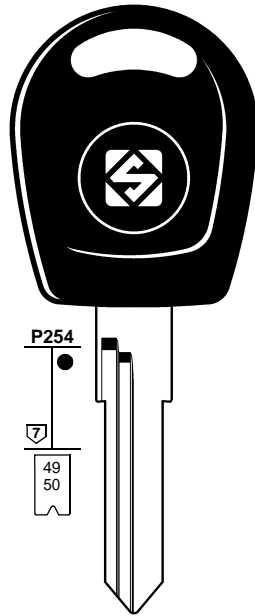


S102  
S260  
S482



**HU66FH**

..... 1-2000  
..... 0001-6000



P254

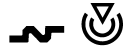


49  
50



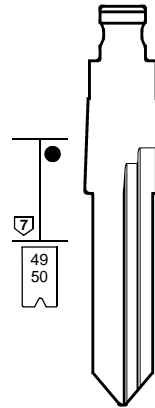
**HU49RT6**

AH ..... 1001-9282



**HU70T6**

AH ..... 1-8154  
AH ..... 1001-9282



P254

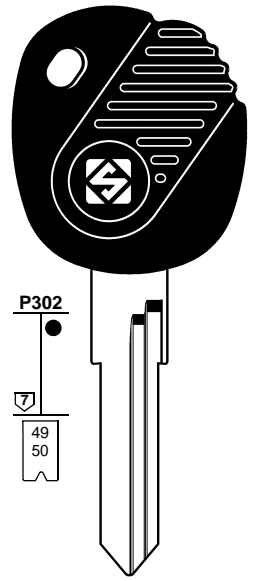


49  
50



**HU49FH**

AH ..... 1-8154  
AH ..... 1001-9282



P302



49  
50



**HU49EP**

AH ..... 1-8154  
AH ..... 1001-9282

**HU49REP**

AH ..... 1-8154  
AH ..... 1001-9282



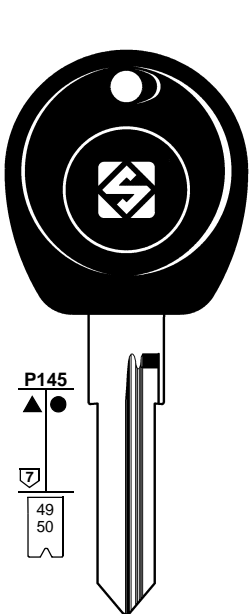
**HU70EP**

AH ..... 1-8154  
AH ..... 1001-9282

WITTE

FOR:  
PER:

# VOLKSWAGEN SUD AMERICA



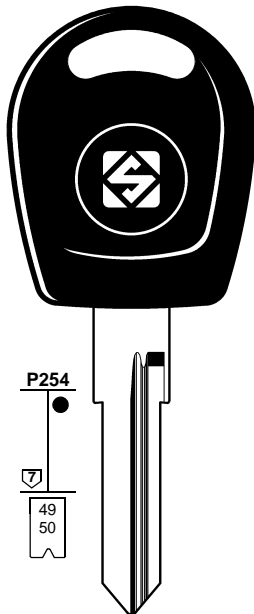
P145



49  
50

**WT7CP**

HV ..... 1-8154  
HV ..... 1001-9282



P254

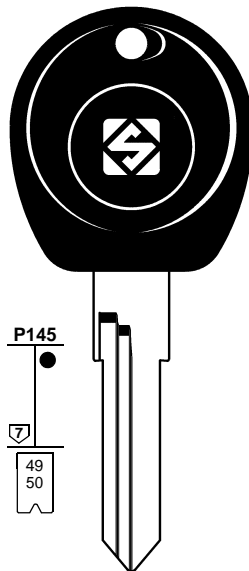


49  
50



**HV9T6**

HV ..... 1-8154  
HV ..... 1001-9282



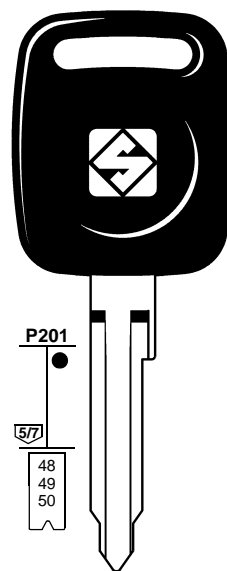
P145



49  
50

**HU49RCP**

AH ..... 1-8154  
AH ..... 1001-9282



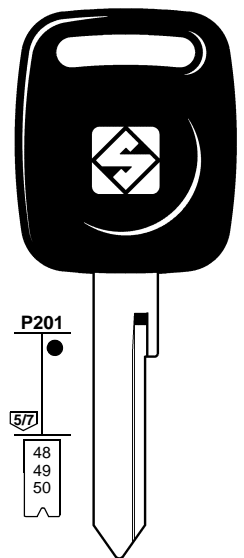
P201



48  
49  
50

**VO4RDP**

AH ..... 1-8154  
AH ..... 1001-9282  
.. K .. 11-72.1-110



P201



48  
49  
50

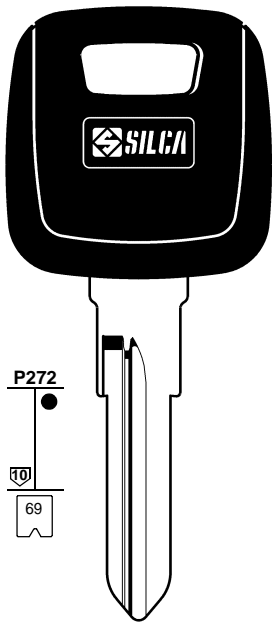
**VO11DP**

AH ..... 1-8154  
AH ..... 1001-9282  
.. R .. 11-72.1-110



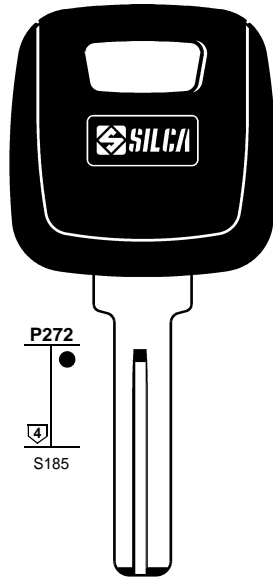
FOR:  
PER:

# VOLVO



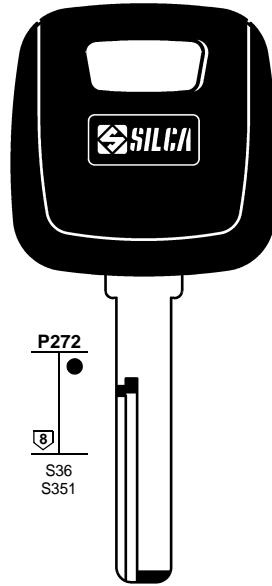
**NE51T2**

1A-2A-3A-4A . . . 000-999  
1B-2B-3B-4B . . . 000-999  
5A-5B . . . 000-746



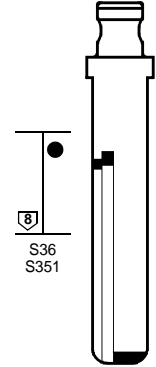
**NE66T2**

1/2/3/4/5V . . . . .  
1-12295



**HU56RAT2**

DH . . . . 6001-8000



**HU56RFH**

DH . . . . 6001-8000

FOR:  
PER:

# VOLVO



The HU137KP key can be also purchased in 5-piece packages.

*La chiave HU137KP può essere acquistata anche in confezioni da 5 pezzi.*

*Der Schlüssel HU137KP kann auch in Packungen mit 5 Stücke gekauft werden.*

*La clé HU137KP peut même être commandée sous confection de 5 pcs.*


*La llave HU137KP se puede comprar en paquetes de 5 piezas.*

*As chave HU137KP podem ser compradas em pacotes de 5 unidades.*

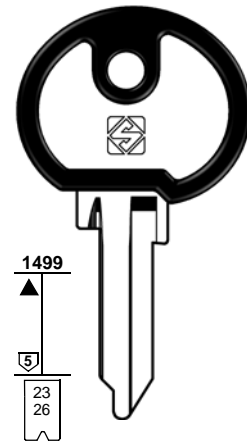
P387

S764  
S854

**HU137KP**

**HU137TEK**   
(old HU137MHK Reference)

# ZAZ



**NE20NP**

. . . . . A/Z 04689  
. . . . . A/Z 12357  
A/Z . . . . . 12357  
A/Z . . . . . A/Z 12357

1	2	2a	3	3a	3b	e1+e2	6	42+71	72	43+44a	12	15	
						<b>GTI COMPATIBLE</b>	<b>IGNITION</b> 						
<b>CAR MAKE MODEL</b>	<b>FROM</b>	<b>TO</b>	<b>SILCA REF.</b>	<b>SILCA REF.</b>	<b>SILCA REF.</b>	<b>COPY</b>	<b>GEN.</b>	<b>TRANSP. TYPE</b>	<b>FAST COPY PLUS RW4 PLUS FAST COPY/RW4</b>	<b>FAST COPY PLUS RW4 PLUS</b>	<b>FAST COPY RW4</b>	<b>STP</b>	
For more info on the uses of car keys, refer to the Silca Electronic Keys Catalogue:													
<b>VOLVO</b>													
<b>C70</b>	1997	1998	<b>NE66T2</b>					PH	73	Y	Y		
<b>C70</b>	1998							PH / CR	4M				
<b>POLAR</b>	1996		<b>NE51T2</b>					PH	73	Y	Y		
<b>S40</b>	1996	1998	<b>HU56RAT2</b>		<b>HU56RFH</b>			PH	73	Y	Y		
<b>S40</b>	1998	2004						PH / CR	4M				
<b>S60</b>	2000							MEG / CR	48				
<b>S70</b>	1997	1998	<b>NE66T2</b>					PH	73	Y	Y		
<b>S70</b>	1998							PH / CR	4M				
<b>S80</b>	1998	1999						PH / CR	4M				
<b>S80</b>	1999	2007						MEG / CR	48				
<b>S80</b>	2008	2011	<b>HU137MHK</b>					PH / CR2	46	Y	P-BOX		
<b>S80</b>	2008	2011	<b>HU137TEK</b>					PH / CR2	46	Y	P-BOX		
<b>V40</b>	1996	1998	<b>HU56RAT2</b>		<b>HU56RFH</b>			PH	73	Y	Y		
<b>V40</b>	1998	2004						PH / CR	4M				
<b>V50</b>	2004							MEG / CR	48				
<b>V70</b>	1997	1998	<b>NE66T2</b>					PH	73	Y	Y		
<b>V70</b>	1998	2000						PH / CR	4M				
<b>V70</b>	2000	2007						MEG / CR	48				
<b>V70</b>	2008		<b>HU137MHK</b>					PH / CR2	46	Y	P-BOX		
<b>V70</b>	2008		<b>HU137TEK</b>					PH / CR2	46	Y	P-BOX		
<b>XC70</b>	2003	2007						MEG / CR	48				
<b>XC70</b>	2008	2011	<b>HU137MHK</b>					PH / CR2	46	Y	P-BOX		
<b>XC70</b>	2008	2011	<b>HU137TEK</b>					PH / CR2	46	Y	P-BOX		
<b>XC90</b>	2003							MEG / CR	48				
<b>850</b>	1996	1997	<b>NE66T2</b>					PH	73	Y	Y		
<b>940</b>	1996	1998	<b>NE51T2</b>					PH	73	Y	Y		
<b>960</b>	1996	1998	<b>NE66T2</b>					PH	73	Y	Y		
<b>ZAZ</b>													
<b>SOME MODELS</b>	1995		<b>NE20NP</b>										